


## *Test Set-Up Photos (Part 15)*


### 1. Radiated Electromagnetic Emission Test




*FRONT VIEW OF RADIATED EMISSION TEST  
(BELOW 1GHz)*



*BACK VIEW OF RADIATED EMISSION TEST  
(BELOW 1GHz)*




*FRONT VIEW OF RADIATED EMISSION TEST  
(ABOVE 1GHz)*



*BACK VIEW OF RADIATED EMISSION TEST  
(ABOVE 1GHz)*



*SETUP WITH MAXIMUM DETECTED EMISSION AT HORIZONTAL POLARIZATION  
(TEST MODE: CH11 (2462MHz) 2MHz)*



*SETUP WITH MAXIMUM DETECTED EMISSION AT VERTICAL POLARIZATION  
(TEST MODE: CH11 (2462MHz) 2MH)*



## 2. RF Test



*TEST WITH SPECTRUM*



*TEST WITH POWER METER*

### *Test Set-Up Photos (Part 25)*

#### 3. Test Photos for other than Frequency Stability test



#### 4. Test Photos for Frequency Stability test

