

HCT CO., LTD.

CERTIFICATE OF COMPLIANCE FCC Certification



Applicant Name: Pantech Co., Ltd.	Date of Issue: August 2, 2011
Address: Pantech Bldg, I-2,DMC, Sangam-dong, Mapo-gu, Seoul,121-792,Korea	Location: HCT CO., LTD., 105-1, Jangam-ri, Majang-Myeon, Icheon- si, Kyunggi-Do, Korea
	Test Report No.: HCTR1108FR02
	HCT FRN: 0005866421

FCC ID:	JYCP9070
APPLICANT:	Pantech Co., Ltd.

FCC Model(s):	P9070
EUT Type:	GSM/WCDMA/LTE Phone with Bluetooth/WLAN
FCC Classification:	Licensed Portable Transmitter Held to Ear (PCE)
FCC Rule Part(s):	§22, §24, §2
Tx Frequency:	824.20 - 848.80 MHz (GSM850) 826.40 - 846.60 MHz (WCDMA850) 1 850.20 - 1 909.80 MHz (GSM1900) 1 852.4 - 1 907.6 MHz (WCDMA1900)
Rx Frequency:	869.20 - 893.80 MHz (GSM850) 871.40 - 891.60 (WCDMA850) 1 930.20 - 1 989.80 MHz (GSM1900) 1 932.4 - 1 987.6 MHz (WCDMA1900)
Max. RF Output Power:	1.73 W ERP GSM850 (32.40 dBm) / 1.07 W EIRP GSM1900 (30.33 dBm) 0.549 W ERP EDGE850 (27.40 dBm) / 0.422 W EIRP EDGE1900 (26.26 dBm) 0.227 W ERP WCDMA850(23.57 dBm) / 0.238 W EIRP WCDMA1900(23.78 dBm)
Emission Designator(s):	246KGXW (GSM850) 247KGXW (GSM1900) 246KG7W (GSM850 EDGE) 256KG7W (GSM1900 EDGE) 4M15F9W (WCDMA850) 4M15F9W (WCDMA1900)

The measurements shown in this report were made in accordance with the procedures specified in §2.947. I assume full responsibility for the accuracy and completeness of these measurements, and for the qualifications of all persons taking them.

HCT CO., LTD. Certifies that no party to this application has subject to a denial of Federal benefits that includes FCC benefits pursuant to section 5301 of the Anti-Drug Abuse Act of 1998,21 U.S. C.853(a)

	
Report prepared by : Hyo Sun Kwak	Approved by : Sang Jun Lee
Test engineer of RF Team	Manager of RF Team

This report only responds to the tested sample and may not be reproduced, except in full, without written approval of the HCT Co., Ltd.

FCC CERTIFICATION REPORT			www.hct.co.kr
Test Report No. HCTR1108FR02	Date of Issue: August 2, 2011	EUT Type: GSM/WCDMA/LTE Phone with Bluetooth/WLAN	FCC ID: JYCP9070

Version

TEST REPORT NO.	DATE	DESCRIPTION
HCTR1108FR02	August 2, 2011	First Approval Report

Table of Contents

1. GENERAL INFORMATION		4
2. INTRODUCTION		5
2.1. EUT DESCRIPTION.....		5
2.2. MEASURING INSTRUMENT CALIBRATION.....		5
2.3. TEST FACILITY		5
3. DESCRIPTION OF TESTS		6
3.1 EFFECTIVE RADIATED POWER/EQUIVALENT ISOTROPIC RADIATED POWER.....		6
3.2 PEAK- TO- AVERAGE RATIO		7
3.3 OCCUPIED BANDWIDTH.		8
3.4 SPURIOUS AND HARMONIC EMISSIONS AT ANTENNA TERMINAL.....		9
3.5 RADIATED SPURIOUS AND HARMONIC EMISSIONS		10
3.6 FREQUENCY STABILITY / VARIATION OF AMBIENT TEMPERATURE		11
4. LIST OF TEST EQUIPMENT		12
5. SUMMARY OF TEST RESULTS		13
6. SAMPLE CALCULATION		14
7. TEST DATA		15
7.1 CONDUCTED OUTPUT POWER		15
7.2 PEAK-TO-AVERAGE RATIO		17
7.3 OCCUPIED BANDWIDTH		18
7.4 CONDUCTED SPURIOUS EMISSIONS		19
7.4.1 BAND EDGE.....		19
7.5 EFFECTIVE RADIATED POWER OUTPUT (GSM / WCDMA)		20
7.6 EQUIVALENT ISOTROPIC RADIATED POWER (GSM / WCDMA).....		21
7.7 RADIATED SPURIOUS EMISSIONS		22
7.7.1 RADIATED SPURIOUS EMISSIONS (GSM850)		22
7.7.2 RADIATED SPURIOUS EMISSIONS (GSM1900)		23
7.7.3 RADIATED SPURIOUS EMISSIONS (WCDMA850)		24
7.7.4 RADIATED SPURIOUS EMISSIONS (WCDMA1900)		25
7.8 FREQUENCY STABILITY / VARIATION OF AMBIENT TEMPERATURE		26
7.8.1 FREQUENCY STABILITY (GSM850)		26
7.8.2 FREQUENCY STABILITY (GSM1900)		27
7.8.3 FREQUENCY STABILITY (WCDMA850)		28
7.8.4 FREQUENCY STABILITY (WCDMA1900)		29
8. TEST PLOTS.....		30

FCC CERTIFICATION REPORT			www.hct.co.kr
Test Report No. HCTR1108FR02	Date of Issue: August 2, 2011	EUT Type: GSM/WCDMA/LTE Phone with Bluetooth/WLAN	FCC ID: JYCP9070



MEASUREMENT REPORT

1. GENERAL INFORMATION

Applicant Name: Pantech Co., Ltd.

Address: Pantech Bldg, I-2, DMC, Sangam-dong, Mapo-gu, Seoul, 121-792, Korea

FCC ID: JYCP9070

Application Type: Certification

FCC Classification: Licensed Portable Transmitter Held to Ear (PCE)

FCC Rule Part(s): §22, §24, §2

EUT Type: GSM/WCDMA/LTE Phone with Bluetooth/WLAN

FCC Model(s): P9070

Tx Frequency:
824.20 - 848.80 MHz (GSM850)
826.40 - 846.60 MHz (WCDMA850)
1 850.20 - 1 909.80 MHz (GSM1900)
1 852.4 - 1 907.6 MHz (WCDMA1900)

Rx Frequency:
869.20 - 893.80 MHz (GSM850)
871.40 - 891.60 (WCDMA850)
1 930.20 - 1 989.80 MHz (GSM1900)
1 932.4 - 1 987.6 MHz (WCDMA1900)

Max. RF Output Power: 1.73 W ERP GSM850 (32.40 dBm) / 1.07 W EIRP GSM1900 (30.33 dBm)
0.549 W ERP EDGE850 (27.40 dBm) / 0.422 W EIRP EDGE1900 (26.26 dBm)
0.227 W ERP WCDMA850(23.57 dBm) / 0.238 W EIRP WCDMA1900(23.78 dBm)

Emission Designator(s): 246KGXW (GSM850) 247KGXW (GSM1900)
246KG7W (GSM850 EDGE) 256KG7W (GSM1900 EDGE)
4M15F9W (WCDMA850) 4M15F9W (WCDMA1900)

Date(s) of Tests: July 21,2011 ~ July 28,2011

FCC CERTIFICATION REPORT			www.hct.co.kr
Test Report No. HCTR1108FR02	Date of Issue: August 2, 2011	EUT Type: GSM/WCDMA/LTE Phone with Bluetooth/WLAN	FCC ID: JYCP9070

2. INTRODUCTION

2.1. EUT DESCRIPTION

The Pantech Co., Ltd. P9070 GSM/WCDMA/LTE Phone with Bluetooth/WLAN consists of GSM850, GSM1900, GPRS Class10, GPRS mode Class B(GPRS and GSM, but not simultaneously), EDGE, WCDMA850, WCDMA1900, HSDPA and HSUPA.

2.2. MEASURING INSTRUMENT CALIBRATION

The measuring equipment, which was utilized in performing the tests documented herein, has been calibrated in accordance with the manufacturer's recommendations for utilizing calibration equipment, which is traceable to recognized national standards.

2.3. TEST FACILITY

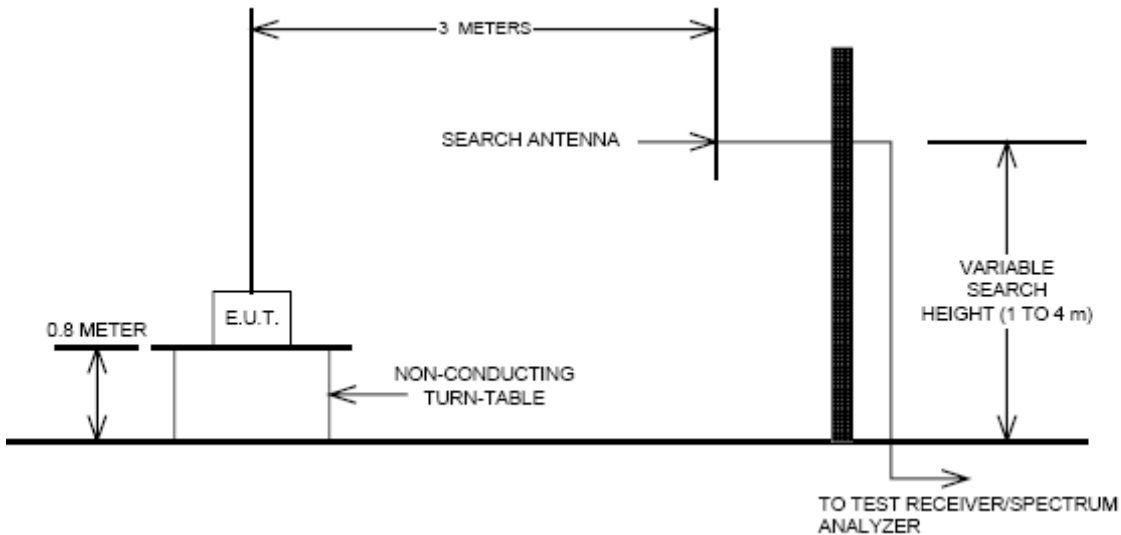
The SAC(Semi-Anechoic Chamber) and conducted measurement facility used to collect the radiated data are located at the 105-1, Jangam-ri , Majang-Myeon, Icheon-si, 467-811, KOREA. The site is constructed in conformance with the requirements of ANSI C63.4 and CISPR Publication 22. Detailed description of test facility was submitted to the Commission and accepted dated March 02, 2011 (Registration Number: 90661)

FCC CERTIFICATION REPORT			www.hct.co.kr
Test Report No. HCTR1108FR02	Date of Issue: August 2, 2011	EUT Type: GSM/WCDMA/LTE Phone with Bluetooth/WLAN	FCC ID: JYCP9070

3. DESCRIPTION OF TESTS

3.1 EFFECTIVE RADIATED POWER/EQUIVALENT ISOTROPIC RADIATED POWER

Test Set-up



Test Procedure

Radiated emission measurements were performed at an SAC(Semi-Anechoic Chamber)

The equipment under test is placed on a non-conductive styrofoam resin table 3-meters from the receive antenna. A styrofoam turntable was rotated 360° and the receiving antenna scanned from 1-4m in order to capture the maximum emission. A half wave dipole was substituted in place of the EUT. This dipole antenna was driven by a signal generator and the previously recorded signal was duplicated.

The maximum EIRP was calculated by adding the forward power to the calibrated source plus its appropriate gain value. These steps were carried out with the receiving antenna in both vertical and horizontal polarization. For readings above 1GHz, the above procedure is repeated using horn antennas and the difference between the gain of the horn and an isotropic antenna are taken into consideration.

FCC CERTIFICATION REPORT			www.hct.co.kr
Test Report No. HCTR1108FR02	Date of Issue: August 2, 2011	EUT Type: GSM/WCDMA/LTE Phone with Bluetooth/WLAN	FCC ID: JYCP9070

3.2 PEAK- TO- AVERAGE RATIO

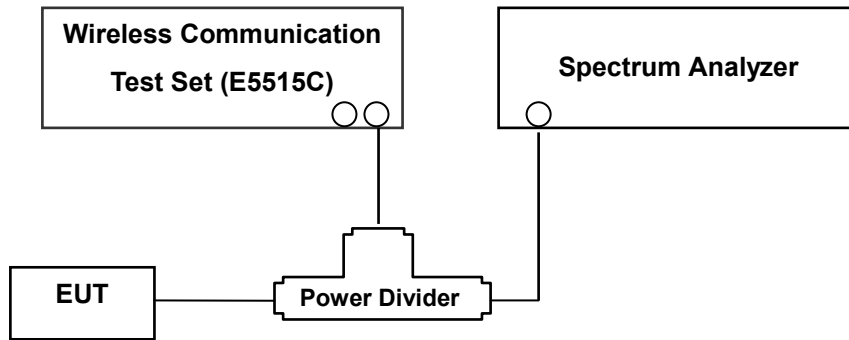
A peak to average ratio measurement is performed at the conducted port of the EUT. For CDMA and WCDMA signals, the spectrum analyzers Complementary Cumulative Distribution Function (CCDF) measurement profile is used to determine the largest deviation between the average and the peak power of the EUT in a given bandwidth. The CCDF curve shows how much time the peak waveform spends at or above a given average power level. The percent of time the signal spends at or above the level defines the probability for that particular power level. For GSM signals, an average and a peak trace are used on a

spectrum analyzer to determine the largest deviation between the average and the peak power of the EUT in a bandwidth greater than the emission bandwidth. Plots of the EUT's Peak- to- Average Ratio are shown herein.

FCC CERTIFICATION REPORT			www.hct.co.kr
Test Report No. HCTR1108FR02	Date of Issue: August 2, 2011	EUT Type: GSM/WCDMA/LTE Phone with Bluetooth/WLAN	FCC ID: JYCP9070

3.3 OCCUPIED BANDWIDTH.

Test set-up



(Configuration of conducted Emission measurement)

Test Procedure

The EUT was setup to maximum output power at its lowest channel. The occupied bandwidth was measured using a spectrum analyzer. The measurements are repeated for the highest and a middle channel. The EUT's occupied bandwidth is measured as the width of the signal between two points, one below the carrier center frequency and one above the carrier frequency, outside of which all emissions are attenuated at least 26 dB below the transmitter power. Plots of the EUT's occupied bandwidth are shown herein.

FCC CERTIFICATION REPORT			www.hct.co.kr
Test Report No. HCTR1108FR02	Date of Issue: August 2, 2011	EUT Type: GSM/WCDMA/LTE Phone with Bluetooth/WLAN	FCC ID: JYCP9070

3.4 SPURIOUS AND HARMONIC EMISSIONS AT ANTENNA TERMINAL.

Test Procedure

The level of the carrier and the various conducted spurious and harmonic frequencies is measured by means of a calibrated spectrum analyzer.

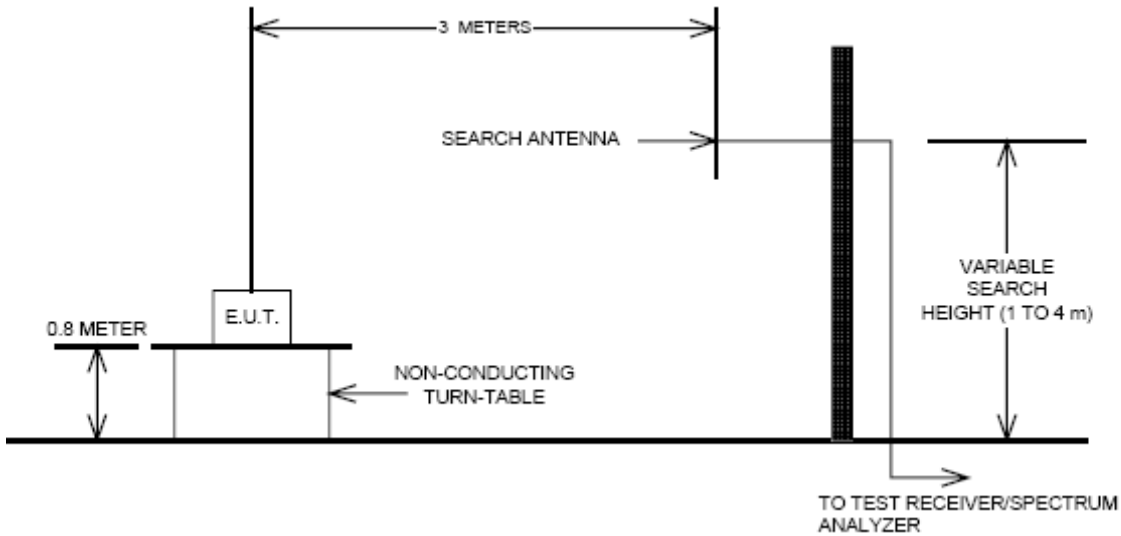
The EUT was setup to maximum output power at its lowest channel. The Resolution BW of the analyzer is set to 1 % of the emission bandwidth to show compliance with the – 13 dBm limit, in the 1 MHz bands immediately outside and adjacent to the edge of the frequency block. The 1 MHz RBW was used to scan from 10 MHz to 10 GHz. (GSM1900 Mode: 10 MHz to 20 GHz). A display line was placed at – 13 dBm to show compliance. The high, lowest and a middle channel were tested for out of band measurements.

- Band Edge Requirement : In the 1MHz bands immediately outside and adjacent to the frequency block, a resolution bandwidth of at least 1 percent of the emission bandwidth of the fundamental emission of the transmitter may be employed to measure the out of band Emissions. Limit, -13dBm.

FCC CERTIFICATION REPORT			www.hct.co.kr
Test Report No. HCTR1108FR02	Date of Issue: August 2, 2011	EUT Type: GSM/WCDMA/LTE Phone with Bluetooth/WLAN	FCC ID: JYCP9070

3.5 RADIATED SPURIOUS AND HARMONIC EMISSIONS

Test Set-up



The measurement facilities used for this test have been documented in previous filings with the commission pursuant to section § 2.948. The SAC(Semi-Anechoic Chamber) meets requirements in ANSI C63.4 –2003. A mast capable of lifting the receiving antenna from a height of one to four meters is used together with a rotatable styrofoam platform mounted at three from the antenna mast.

- 1) The unit mounted on a styrofoam turntable 1.5 m × 1.0 m × 0.80 m is 0.8 meter above test site ground level.
- 2) During the emission test, the turntable is rotated and the EUT is manipulated to find the configuration resulting in maximum emission under normal condition of installation and operation.
- 3) The antenna height and polarization are also varied from 1 to 4 meters until the maximum signal is found.
- 4) The spectrum shall be scanned up to the 10th harmonic of the fundamental frequency.

Test Procedure

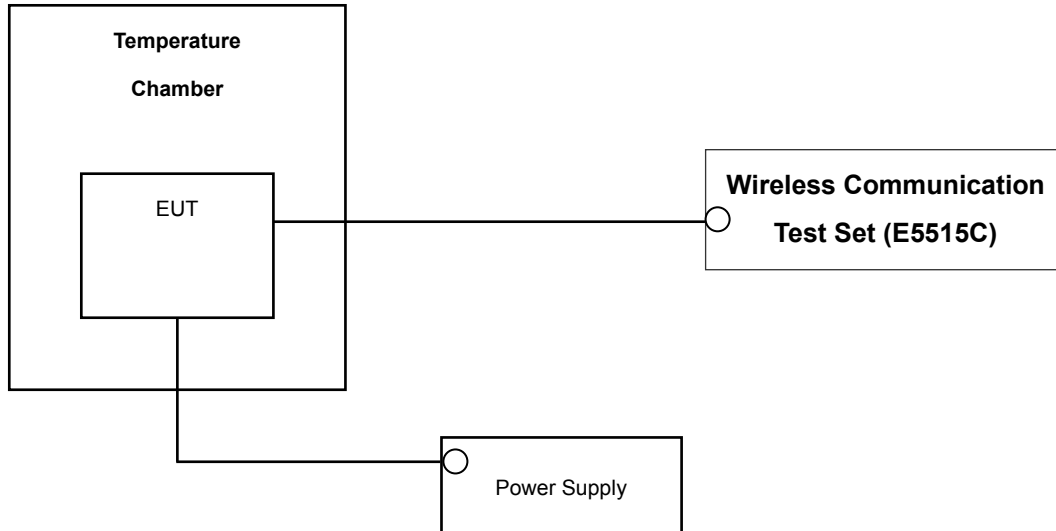
The equipment under test is placed on a non-conductive styrofoam resin table 3-meters from the receive antenna. A styrofoam turntable was rotated 360° and the receiving antenna scanned from 1-4m in order to capture the maximum emission. A half wave dipole was substituted in place of the EUT. This dipole antenna was driven by a signal generator and the previously recorded signal was duplicated.

The maximum EIRP was calculated by adding the forward power to the calibrated source plus its appropriate gain value. These steps were carried out with the receiving antenna in both vertical and horizontal polarization. For readings above 1GHz, the above procedure is repeated using horn antennas and the difference between the gain of the horn and an isotropic antenna are taken into consideration.

FCC CERTIFICATION REPORT			www.hct.co.kr
Test Report No. HCTR1108FR02	Date of Issue: August 2, 2011	EUT Type: GSM/WCDMA/LTE Phone with Bluetooth/WLAN	FCC ID: JYCP9070

3.6 FREQUENCY STABILITY / VARIATION OF AMBIENT TEMPERATURE

Test Set-up



* Nominal Operating Voltage

Test Procedure

The frequency stability of the transmitter is measured by:

- a.) **Temperature:** The temperature is varied from - 30 °C to + 50 °C using an environmental chamber.
- b.) **Primary Supply Voltage:** The primary supply voltage is varied from battery end point to 115 % of the voltage normally at the input to the device or at the power supply terminals if cables are not normally supplied.

Specification — the frequency stability shall be sufficient to ensure that the fundamental emission stays within the authorized frequency block. The frequency stability of the transmitter shall be maintained within $\pm 0.00025\%$ (± 2.5 ppm) of the center frequency.

Time Period and Procedure:

The carrier frequency of the transmitter is measured at room temperature (20°C to provide a reference).

1. The equipment is turned on in a “standby” condition for one minute before applying power to the transmitter. Measurement of the carrier frequency of the transmitter is made within one minute after applying power to the transmitter.
2. Frequency measurements are made at 10°C intervals ranging from -30°C to +50°C. A period of at least one half-hour is provided to allow stabilization of the equipment at each temperature level.

NOTE: The EUT is tested down to the battery endpoint.

FCC CERTIFICATION REPORT			www.hct.co.kr
Test Report No. HCTR1108FR02	Date of Issue: August 2, 2011	EUT Type: GSM/WCDMA/LTE Phone with Bluetooth/WLAN	FCC ID: JYCP9070

4. LIST OF TEST EQUIPMENT

Manufacture	Model/ Equipment	Serial Number	Calibration Interval	Calibration Due
R&S	N9020A	MY51110020	Annual	04/16/2012
Agilent	E4416A/ Power Meter	GB41291412	Annual	01/04/2012
Agilent	E9327A/ Power Sensor	MY4442009	Annual	05/02/2012
Agilent	8960 (E5515C)/ Base Station	GB44400269	Annual	02/10/2012
MITEQ	AMF-6D-001180-35-20P/AMP	990893	Annual	05/02/2012
Wainwright	WHK1.2/15G-10EF/H.P.F	2	Annual	05/02/2012
Wainwright	WHK3.3/18G-10EF/H.P.F	1	Annual	05/02/2012
Agilent	775D/ Dual Directional Coupler	12922	Annual	12/29/2011
Agilent	11636B/ Power Divider	11377	Annual	12/29/2011
Digital	EP-3010/ Power Supply	3110117	Annual	01/04/2012
Schwarzbeck	UHAP/ Dipole Antenna	949	Biennial	03/18/2012
Schwarzbeck	UHAP/ Dipole Antenna	950	Biennial	03/18/2012
Korea Engineering	KR-1005L / Chamber	KRAB07063-2CH	Annual	12/28/2011
Schwarzbeck	BBHA 9120D/ Horn Antenna	296	Biennial	09/23/2011
Schwarzbeck	BBHA 9120D/ Horn Antenna	147	Biennial	04/13/2012
Agilent	E4440A/Spectrum Analyzer	US45303008	Annual	05/02/2012

5. SUMMARY OF TEST RESULTS

FCC Part Section(s)	Test Description	Test Limit	Test Condition	Test Result
2.1049, 22.917(a), 24.238(a)	Occupied Bandwidth	N/A	CONDUCTED	PASS
2.1051, 22.917(a), 24.238(a)	Band Edge / Spurious and Harmonic Emissions at Antenna Terminal.	< 43 + 10log10 (P[Watts]) at Band Edge and for all out-of-band emissions		PASS
2.1046	Conducted Output Power	-		PASS
24.232(d)	Peak- to- Average Ratio	< 13 dB		PASS
2.1055, 22.355, 24.235	Frequency stability / variation of ambient temperature	< 2.5 ppm		PASS
22.913(a)(2) 24.232(c)	Effective Radiated Power	< 7 Watts max. ERP	RADIATED	PASS
	Equivalent Isotropic Radiated Power	< 2 Watts max. EIRP		PASS
2.1053, 22.917(a), 24.238(a)	Radiated Spurious and Harmonic Emissions	< 43 + 10log10 (P[Watts]) for all out-of band emissions		PASS

6. SAMPLE CALCULATION

A. ERP Sample Calculation

Mode	Ch./ Freq.		Measured	Substitute	Ant. Gain	C.L	Pol.	ERP	
	channel	Freq.(MHz)	Level(dBm)	LEVEL(dBm)				W	dBm
GSM850	128	824.20	-11.56	34.28	-8.32	1.17	H	0.30	24.79

ERP = SubstituteLEVEL(dBm) + Ant. Gain – CL(Cable Loss)

- 1) The EUT mounted on a wooden tripod is 0.8 meter above test site ground level.
- 2) During the test , the turn table is rotated and the antenna height is also varied from 1 to 4 meters until the maximum signal is found.
- 3) Record the field strength meter's level.
- 4) Replace the EUT with dipole/Horn antenna that is connected to a calibrated signal generator.
- 5) Increase the signal generator output till the field strength meter's level is equal to the item (3).
- 6) The signal generator output level with Ant. Gain and cable loss are the rating of effective radiated power (ERP).

B. Emission Designator

GSM Emission Designator

Emission Designator = 249KGXW

GSM BW = 249 kHz

G = Phase Modulation

X = Cases not otherwise covered

W = Combination (Audio/Data)

WCDMA Emission Designator

Emission Designator = 4M17F9W

WCDMA BW = 4.17 MHz

F = Frequency Modulation

9 = Composite Digital Info

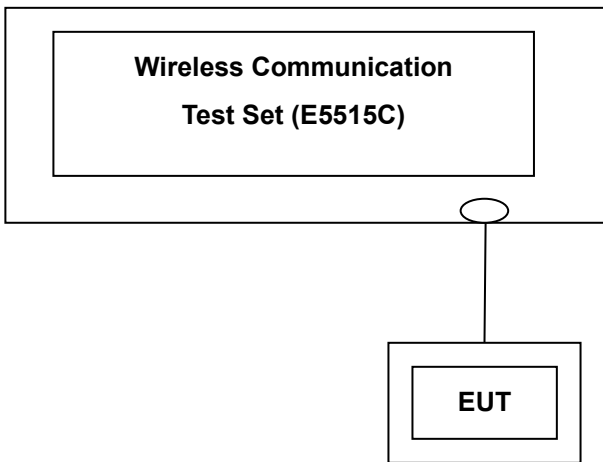
W = Combination (Audio/Data)

FCC CERTIFICATION REPORT			www.hct.co.kr
Test Report No. HCTR1108FR02	Date of Issue: August 2, 2011	EUT Type: GSM/WCDMA/LTE Phone with Bluetooth/WLAN	FCC ID: JYCP9070

7. TEST DATA

7.1 CONDUCTED OUTPUT POWER

A base station simulator was used to establish communication with the EUT. The base station simulator parameters were set to produce the maximum power from the EUT. This device was tested under all configurations and the highest power is reported. Conducted Output Powers of EUT are reported below.



Test Result

Band	Channel	Voice	GPRS Data	
		GSM (dBm)	GPRS 1 TX Slot (dBm)	GPRS 2 TX Slot (dBm)
GSM 850	128	32.40	32.40	30.56
	190	32.33	32.33	30.52
	251	32.08	32.08	30.49
GSM 1900	512	30.23	30.23	27.49
	661	30.29	30.29	27.85
	810	30.33	30.32	27.59

(GSM Conducted Maximum Output Powers)

Band	Channel	EDGE Data	
		EDGE 1 TX Slot (dBm)	EDGE 2 TX Slot (dBm)
GSM 850	128	27.40	24.80
	190	27.40	24.78
	251	27.38	24.77
GSM 1900	512	26.19	24.53
	661	26.26	24.59
	810	25.93	24.28

(GSM EDGE Conducted Output Powers)

3GPP Release Version	Mode	3GPP 34.121 Subtest	Cellular Band [dBm]			MPR
			UL 4132 (826.4)	UL 4183 (836.6)	UL 4233 (846.6)	
			DL 4357	DL 4408	DL 4458	
99	WCDMA	12.2 kbps RMC	23.51	23.60	23.52	-
99	WCDMA	12.2 kbps AMR	23.44	23.57	23.50	-
5	HSDPA	Subtest 1	23.00	23.10	23.16	0
5		Subtest 2	23.01	23.00	23.16	0
5		Subtest 3	22.53	22.54	22.55	-0.5
5		Subtest 4	22.61	22.49	22.62	-0.5
6	HSUPA	Subtest 1	22.83	22.86	22.70	0
6		Subtest 2	21.76	21.52	21.72	-2
6		Subtest 3	21.92	21.73	22.03	-1
6		Subtest 4	21.83	21.86	21.81	-2
6		Subtest 5	23.06	22.28	22.57	0

3GPP Release Version	Mode	3GPP 34.121	PCS Band [dBm]			MPR
		Subtest	UL 9262 (1852.4)	UL 9400 (1880.0)	UL 9538 (1907.6)	
			DL 9662	DL 9800	DL 9938	
99	WCDMA	12.2 kbps RMC	23.75	23.78	23.76	-
99	WCDMA	12.2 kbps AMR	23.75	23.78	23.66	-
5	HSDPA	Subtest 1	23.25	23.26	23.20	0
5		Subtest 2	23.32	23.32	23.19	0
5		Subtest 3	22.88	22.84	22.65	-0.5
5		Subtest 4	22.83	22.87	22.66	-0.5
6	HSUPA	Subtest 1	23.34	22.82	22.93	0
6		Subtest 2	21.97	21.78	21.82	-2
6		Subtest 3	22.29	22.29	22.07	-1
6		Subtest 4	22.42	21.95	22.14	-2
6		Subtest 5	23.21	22.70	22.94	0

(WCDMA Conducted Output Powers)

Note : Detecting mode is average.

7.2 PEAK-TO-AVERAGE RATIO

- Plots of the EUT's Peak- to- Average Ratio are shown Page 35, 39.

7.3 OCCUPIED BANDWIDTH

Band	Channel	Frequency(MHz)	Data (GSM: kHz / WCDMA : MHz)
GSM850	128	824.20	246.9019
	190	836.60	241.0781
	251	848.80	245.9677
GSM850 EDGE	190	824.20	246.5114
GSM1900	512	1850.20	244.6635
	661	1880.00	242.2500
	810	1909.80	247.2449
GSM1900 EDGE	512	1880.00	256.8436
WCDMA850	4132	826.40	4.1435
	4183	836.60	4.1534
	4233	846.60	4.1247
WCDMA1900	9262	1852.40	4.1539
	9400	1880.00	4.1477
	9538	1907.60	4.1388

- Plots of the EUT's Occupied Bandwidth are shown Page 31 ~ 34, 36 ~ 38.

7.4 CONDUCTED SPURIOUS EMISSIONS

Band	Channel	Frequency of Maximum Harmonic (GHz)	Maximum Data (dBm)
GSM850	128	7.0750	-30.62
	190	7.7750	-30.85
	251	7.0625	-29.30
GSM1900	512	14.1870	-26.64
	661	13.3330	-27.13
	810	13.6800	-27.05
WCDMA850	4132	1.6520	-37.56
	4183	7.8250	-37.14
	4233	7.0000	-37.53
WCDMA1900	9262	16.2130	-26.52
	9400	14.6930	-34.92
	9538	14.5600	-23.02

- Plots of the EUT's Conducted Spurious Emissions are shown Page 51 ~ 63.

7.4.1 BAND EDGE

- Plots of the EUT's Band Edge are shown Page 39 ~ 51.

7.5 EFFECTIVE RADIATED POWER OUTPUT (GSM / WCDMA)

(GSM850 Mode)

Ch./ Freq.		Measured Level(dBm)	Substitute LEVEL (dBm)	Ant. Gain (dBd)	C.L	Pol.	ERP	
channel	Freq.(MHz)						W	dBm
128	824.20	-7.63	41.30	-10.54	1.61	V	0.82	29.15
190	836.60	-7.65	41.27	-10.50	1.67	V	0.81	29.10
251	848.80	-7.74	41.32	-10.47	1.64	V	0.83	29.21
EDGE 128	824.20	-7.90	41.03	-10.54	1.61	V	0.77	28.88

(WCDMA850 Mode)

Ch./ Freq.		Measured Level(dBm)	Substitute LEVEL (dBm)	Ant. Gain (dBd)	C.L	Pol.	ERP	
channel	Freq.(MHz)						W	dBm
4132	826.40	-13.22	35.71	-10.54	1.61	V	0.227	23.56
4183	836.60	-13.14	35.78	-10.50	1.67	H	0.230	23.61
4233	846.60	-12.53	36.53	-10.47	1.64	V	0.277	24.42

Note: Standard batteries are the only options for this phone

NOTES:

Effective Radiated Power Output Measurements by Substitution Method

according to ANSI/TIA/EIA-603-C-2004, Aug. 17, 2004:

The EUT was placed on a non-conductive styrofoam resin table 3-meters from the receive antenna. The receive antenna height and turntable rotation was adjusted for the highest reading on the receive spectrum analyzer. For CDMA signals, a peak detector is used, with RBW = VBW = 3 MHz. For WCDMA signals, a peak detector is used, with RBW = VBW = 5MHz. For AMPS, GSM, and NADC TDMA signals, a peak detector is used, with RBW = VBW = 1 MHz. A half-wave dipole was substituted in place of the EUT. This dipole antenna was driven by a signal generator and the level of the signal generator was adjusted to obtain the same receive spectrum analyzer reading. The conducted power at the terminals of the dipole is measured. The ERP is recorded.

This device was tested under all configurations and the highest power is reported in WCDMA mode with HSDPA Inactive at 12.2 kbps RMC and TPC bits all set to "1" and in GSM mode and using a Power Control Level of "0" in the PCS Band and "5" in the Cellular Band. This unit was tested with its standard battery. Also, we have done x, y, z planes in EUT and horizontal and vertical polarization in detecting antenna. The worst case of the EUT is y plane in GSM850 and WCDMA850 mode. Also worst case of detecting Antenna is vertical polarization in GSM850 and WCDMA850 mode.

The EDGE mode testing were performed using 1Tx because 1Tx is highest power in EDGE mode.

FCC CERTIFICATION REPORT			www.hct.co.kr
Test Report No. HCTR1108FR02	Date of Issue: August 2, 2011	EUT Type: GSM/WCDMA/LTE Phone with Bluetooth/WLAN	FCC ID: JYCP9070

7.6 EQUIVALENT ISOTROPIC RADIATED POWER (GSM / WCDMA)

(GSM1900 Mode)

Ch./ Freq.		Measured Level(dBm)	Substitute LEVEL (dBm)	Ant. Gain (dBi)	C.L	Pol.	EIRP	
channel	Freq.(MHz)						W	dBm
512	1,850.20	-9.60	24.11	10.40	2.83	H	1.47	31.67
661	1,880.00	-8.78	25.00	10.43	2.81	H	1.83	32.62
810	1,909.80	-9.77	24.22	10.47	2.86	H	1.52	31.83
EDGE 661	1,880.00	-9.23	24.48	10.40	2.83	H	1.60	32.04

(WCDMA1900 Mode)

Ch./ Freq.		Measured Level(dBm)	Substitute LEVEL (dBm)	Ant. Gain (dBi)	C.L	Pol.	EIRP	
channel	Freq.(MHz)						W	dBm
9262	1,852.40	-13.75	19.96	10.40	2.83	V	0.56	27.52
9400	1,880.00	-12.48	21.30	10.43	2.81	H	0.78	28.92
9538	1,907.60	-13.13	20.86	10.47	2.86	H	0.70	28.47

Note: Standard batteries are the only options for this phone

NOTES:

Equivalent Isotropic Radiated Power Measurements by Substitution Method

according to ANSI/TIA/EIA-603-C-2004, Aug. 17, 2004:

The EUT was placed on a non-conductive styrofoam resin table 3-meters from the receive antenna. The receive antenna height and turntable rotation was adjusted for the highest reading on the receive spectrum analyzer. For CDMA signals, a peak detector is used, with RBW = VBW = 3 MHz. For WCDMA signals, a peak detector is used, with RBW = VBW = 5MHz. For AMPS, GSM, and NADC TDMA signals, a peak detector is used, with RBW = VBW = 1 MHz. A Horn antenna was substituted in place of the EUT. This Horn antenna was driven by a signal generator and the level of the signal generator was adjusted to obtain the same receive spectrum analyzer reading. The conducted power at the terminals of the Horn antenna is measured. The difference between the gain of the horn and an isotropic antenna is taken into consideration and the EIRP is recorded.

This device was tested under all configurations and the highest power is reported in WCDMA mode with HSDPA Inactive at 12.2 kbps RMC and TPC bits all set to "1" and in GSM mode and using a Power Control Level of "0" in the PCS Band and "5" in the Cellular Band. This unit was tested with its standard battery. Also, we have done x, y, z planes in EUT and horizontal and vertical polarization in detecting antenna. The worst case of the EUT is x plane in GSM1900 and WCDMA1900 mode. Also worst case of detecting Antenna is in horizontal polarization in GSM1900 and WCDMA1900 mode.

The EDGE mode testing were performed using 1Tx because 1Tx is highest power in EDGE mode.

FCC CERTIFICATION REPORT			www.hct.co.kr
Test Report No. HCTR1108FR02	Date of Issue: August 2, 2011	EUT Type: GSM/WCDMA/LTE Phone with Bluetooth/WLAN	FCC ID: JYCP9070

7.7 RADIATED SPURIOUS EMISSIONS

7.7.1 RADIATED SPURIOUS EMISSIONS (GSM850)

- MEASURED OUTPUT POWER: 32.40 dBm = 1.738W
- MODULATION SIGNAL: GSM850
- DISTANCE: 3 meters
- LIMIT: $-(43 + 10 \log_{10}(W)) =$ - 45.40 dBc

Ch.	Freq.(MHz)	Measured Level [dBm]	Ant. Gain (dBd)	Substitute Level [dBm]	C.L	Pol.	ERP (dBm)	dBc
128 (824.2)	1,648.40	-40.16	9.66	-50.49	2.63	H	-43.46	-72.67
	2,472.60	-36.91	10.79	-44.75	3.55	V	-37.51	-66.72
	3,296.80	-45.71	11.76	-54.08	4.79	V	-47.11	-76.32
190 (836.6)	1,673.20	-40.78	9.77	-51.18	2.67	H	-44.08	-73.29
	2,509.80	-37.76	10.82	-45.67	3.61	H	-38.46	-67.67
	3,346.40	-45.85	11.87	-54.58	4.94	V	-47.65	-76.86
251 (848.8)	1,697.60	-42.65	9.94	-53.48	2.61	H	-46.15	-75.36
	2,546.40	-39.66	10.84	-48.00	3.60	V	-40.76	-69.97
	3,395.20	-45.50	11.98	-54.27	4.11	V	-46.40	-75.61

- NOTES:**
1. Radiated Spurious Emission Measurements at 3 meters by Substitution Method according to ANSI/TIA/EIA-603-C-2004, Aug. 17, 2004:
 2. The magnitude of spurious emissions attenuated more than 20dB below the limit above 5th Harmonic for all channel.
 3. we have done x, y, z planes in EUT and horizontal and vertical polarization in detecting antenna.

7.7.2 RADIATED SPURIOUS EMISSIONS (GSM1900)

- MEASURED OUTPUT POWER: 30.33 dBm = 1.079 W
- MODULATION SIGNAL: GSM1900
- DISTANCE: 3 meters
- LIMIT: - (43 + 10 log₁₀ (W)) = - 43.33 dBc

Ch.	Freq.(MHz)	Measured Level [dBm]	Ant. Gain (dBi)	Substitute Level [dBm]	C.L	Pol.	EIRP (dBm)	dBc
512 (1850.2)	3,700.40	-42.48	12.36	-49.27	4.87	V	-41.78	-74.40
	5,550.60	-49.43	12.61	-50.48	6.66	H	-44.53	-77.15
	7,400.80	-49.95	10.97	-42.52	6.60	H	-38.15	-70.77
661 (1880.0)	3,760.00	-35.76	12.40	-42.48	4.88	H	-34.96	-67.58
	5,640.00	-47.95	12.65	-49.26	6.54	H	-43.15	-75.77
	7,520.00	-46.91	10.84	-38.63	7.32	V	-35.11	-67.73
810 (1909.8)	3,819.60	-33.88	12.45	-40.11	5.02	H	-32.68	-65.30
	5,729.40	-45.82	12.71	-47.19	6.54	H	-41.02	-73.64
	7,639.20	-51.72	10.87	-43.21	7.78	V	-40.12	-72.74

- NOTES:**
1. Radiated Spurious Emission Measurements at 3 meters by Substitution Method according to ANSI/TIA/EIA-603-C-2004, Aug. 17, 2004:
 2. The magnitude of spurious emissions attenuated more than 20dB below the limit above 5th Harmonic for all channel.
 3. we have done x, y, z planes in EUT and horizontal and vertical polarization in detecting antenna.

7.7.3 RADIATED SPURIOUS EMISSIONS (WCDMA850)

- MEASURED OUTPUT POWER: 23.60 dBm = 0.229 W
- MODULATION SIGNAL: WCDMA850
- DISTANCE: 3 meters
- LIMIT: - (43 + 10 log₁₀ (W)) = - 36.60dBc

Ch.	Freq.(MHz)	Measured Level [dBm]	Ant. Gain (dBd)	Substitute Level [dBm]	C.L	Pol.	ERP (dBm)	dBc
4,132 (826.4)	1,652.80	-51.60	8.57	-61.43	2.04	V	-54.90	-79.32
	2,479.20	-50.57	11.10	-59.32	2.95	H	-51.17	-75.59
	3,305.60	-	-	-	-	-	-	-
4,183 (836.6)	1,673.20	-52.43	8.57	-62.18	2.12	V	-55.73	-80.15
	2,509.80	-52.87	11.15	-61.79	2.93	H	-53.57	-77.99
	3,346.40	-	-	-	-	-	-	-
4,233 (846.6)	1,693.20	-51.21	8.57	-61.20	2.08	H	-54.71	-79.13
	2,539.80	-52.90	11.15	-62.18	2.97	H	-54.00	-78.42
	3,386.40	-	-	-	-	-	-	-

- NOTES:**
1. Radiated Spurious Emission Measurements at 3 meters by Substitution Method according to ANSI/TIA/EIA-603-C-2004, Aug. 17, 2004:
 2. The magnitude of spurious emissions attenuated more than 20dB below the limit above 5th Harmonic for all channel.
 3. we have done x, y, z planes in EUT and horizontal and vertical polarization in detecting antenna.

7.7.4 RADIATED SPURIOUS EMISSIONS (WCDMA1900)

- MEASURED OUTPUT POWER: 23.78 dBm = 0.239 W
- MODULATION SIGNAL: WCDMA1900
- DISTANCE: 3 meters
- LIMIT: - (43 + 10 log₁₀ (W)) = - 36.78 dBc

Ch.	Freq.(MHz)	Measured Level [dBm]	Ant. Gain (dBi)	Substitute Level [dBm]	C.L	Pol.	EIRP (dBm)	dBc
9262	3,704.80	-45.84	12.46	-53.82	3.78	V	-45.14	-74.06
	5,557.20	-51.09	12.71	-54.36	4.84	H	-46.49	-75.41
	7,409.60	-	-	-	-	-	-	-
9400	3,760.00	-47.65	12.47	-55.48	3.84	V	-46.85	-75.77
	5,640.00	-48.59	12.75	-51.57	4.97	H	-43.79	-72.71
	7,520.00	-	-	-	-	-	-	-
9538	3,815.20	-46.12	12.46	-53.52	3.86	V	-44.92	-73.84
	5,722.80	-47.66	12.79	-50.67	4.88	H	-42.76	-71.68
	7,630.40	-	-	-	-	-	-	-

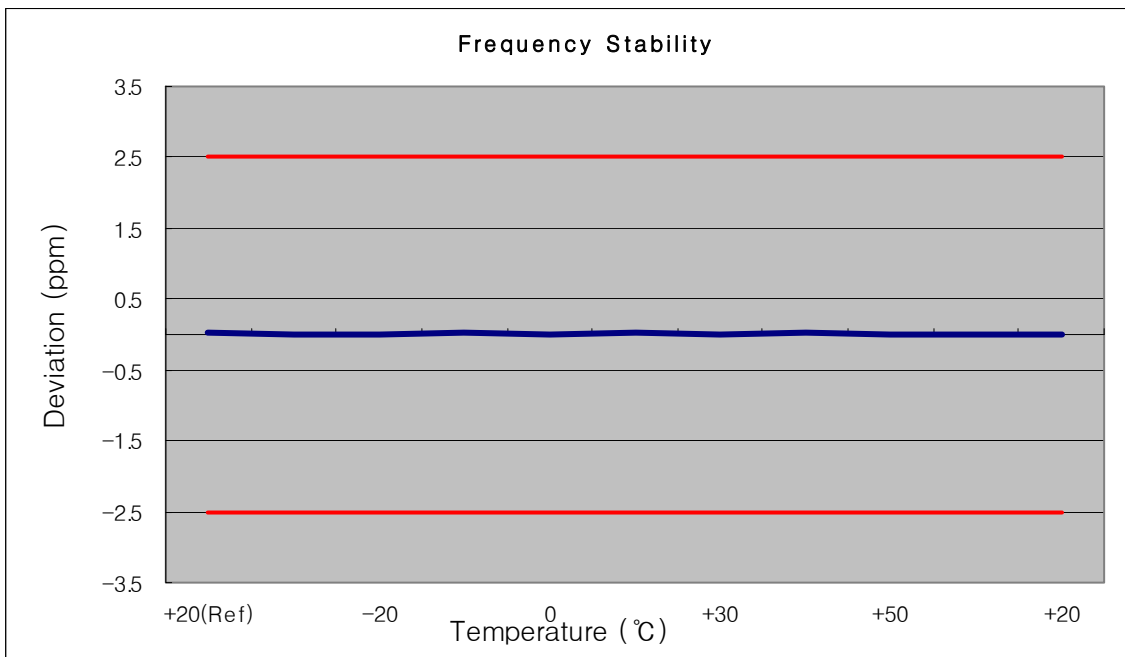
- NOTES:**
1. Radiated Spurious Emission Measurements at 3 meters by Substitution Method according to ANSI/TIA/EIA-603-C-2004, Aug. 17, 2004:
 2. The magnitude of spurious emissions attenuated more than 20dB below the limit above 5th Harmonic for all channel.
 3. we have done x, y, z planes in EUT and horizontal and vertical polarization in detecting antenna.

7.8 FREQUENCY STABILITY / VARIATION OF AMBIENT TEMPERATURE

7.8.1 FREQUENCY STABILITY (GSM850)

OPERATING FREQUENCY: 836,600,000 Hz
 CHANNEL: 190
 REFERENCE VOLTAGE: 3.7 VDC
 DEVIATION LIMIT: ± 0.000 25 % or 2.5 ppm

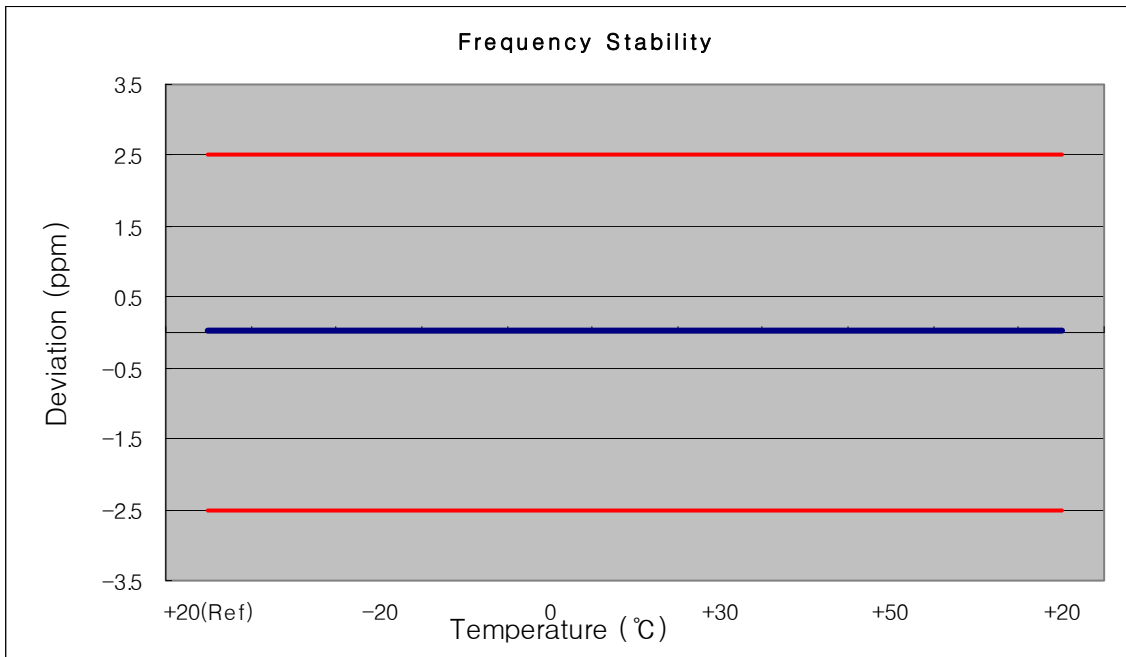
Voltage (%)	Power (VDC)	Temp. (°C)	Frequency (Hz)	Frequency Error (Hz)	Deviation (%)	ppm
100%	3.700	+20(Ref)	836 600 007	13.79	0.000 002	0.016
100%		-30	836 600 005	5.12	0.000 001	0.006
100%		-20	836 600 005	4.98	0.000 001	0.006
100%		-10	836 600 014	13.95	0.000 002	0.017
100%		0	836 600 006	6.3	0.000 001	0.008
100%		+10	836 600 013	12.79	0.000 002	0.015
100%		+30	836 600 006	5.67	0.000 001	0.007
100%		+40	836 600 013	12.9	0.000 002	0.015
100%		+50	836 600 006	5.86	0.000 001	0.007
115%	4.255	+20	836 600 006	6.01	0.000 001	0.007
Batt. Endpoint	3.400	+20	836 599 996	-4.1	0.000 000	-0.005



7.8.2 FREQUENCY STABILITY (GSM1900)

OPERATING FREQUENCY: 1880,000,000 Hz
 CHANNEL: 661
 REFERENCE VOLTAGE: 3.7 VDC
 DEVIATION LIM IT: ± 0.000 25 % or 2.5 ppm

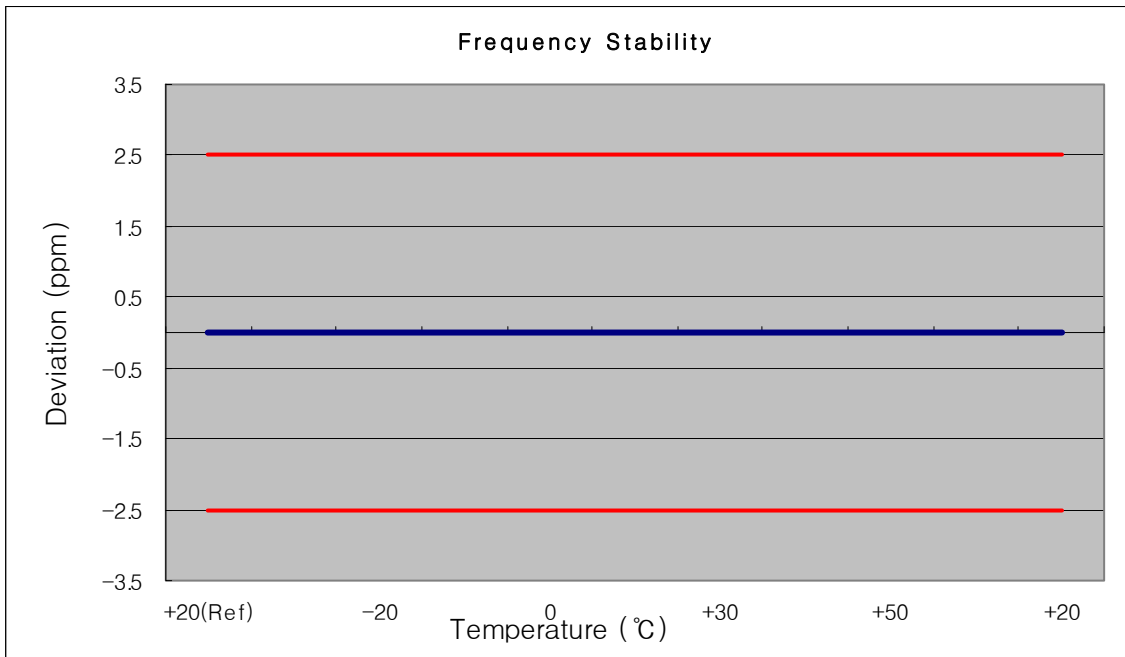
Voltage (%)	Power (VDC)	Temp. (°C)	Frequency (Hz)	Frequency Error (Hz)	Deviation (%)	ppm
100%	3.700	+20(Ref)	1879 999 971	32.5	0.000 002	0.017
100%		-30	1880 000 030	30.17	0.000 002	0.016
100%		-20	1880 000 040	40.07	0.000 002	0.021
100%		-10	1880 000 033	32.98	0.000 002	0.018
100%		0	1880 000 044	44.26	0.000 002	0.024
100%		+10	1880 000 033	32.61	0.000 002	0.017
100%		+30	1880 000 043	43.43	0.000 002	0.023
100%		+40	1880 000 033	32.95	0.000 002	0.018
100%		+50	1880 000 043	43.47	0.000 002	0.023
115%	4.255	+20	1880 000 034	33.52	0.000 002	0.018
Batt. Endpoint	3.400	+20	1880 000 031	30.88	0.000 002	0.016



7.8.3 FREQUENCY STABILITY (WCDMA850)

OPERATING FREQUENCY: 836,600,000 Hz
 CHANNEL: 4183
 REFERENCE VOLTAGE: 3.7 VDC
 DEVIATION LIMIT: ± 0.000 25 % or 2.5 ppm

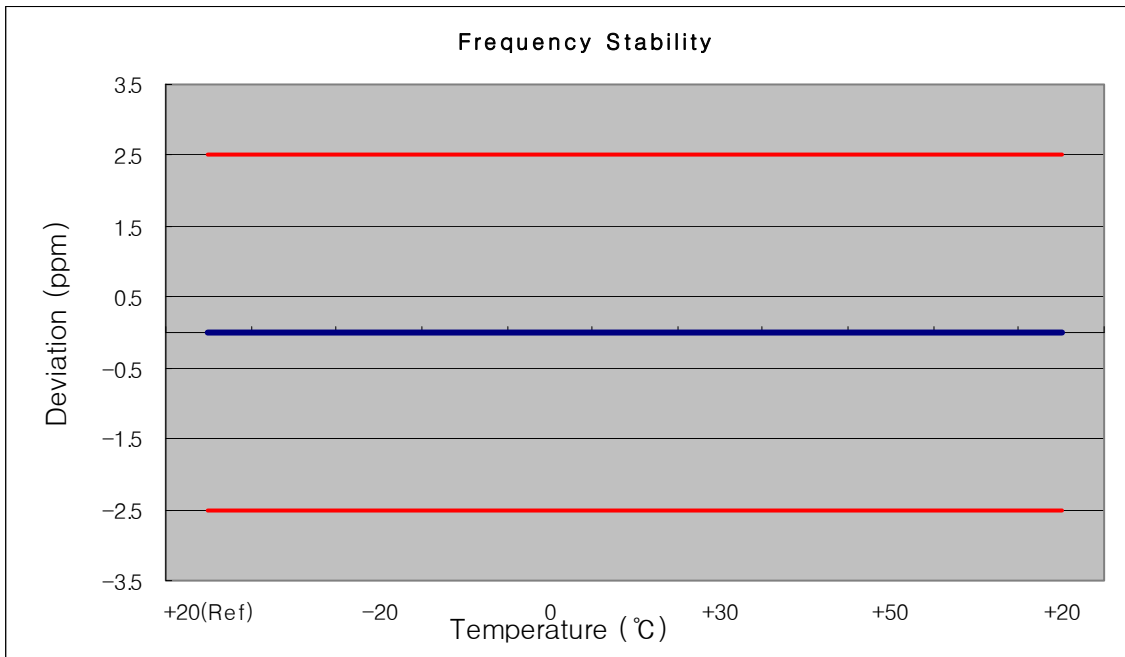
Voltage (%)	Power (VDC)	Temp. (°C)	Frequency (Hz)	Frequency Error (Hz)	Deviation (%)	ppm
100%	3.700	+20(Ref)	836 599 989	3.96	0.000 000	0.005
100%		-30	836 599 997	-3.21	0.000 000	-0.004
100%		-20	836 600 002	1.87	0.000 000	0.002
100%		-10	836 600 003	2.66	0.000 000	0.003
100%		0	836 600 001	1.12	0.000 000	0.001
100%		+10	836 599 997	-3.05	0.000 000	-0.004
100%		+30	836 600 001	1.29	0.000 000	0.002
100%		+40	836 599 997	-2.85	0.000 000	-0.003
100%		+50	836 600 002	1.88	0.000 000	0.002
115%	4.255	+20	836 600 001	1.42	0.000 000	0.002
Batt. Endpoint	3.400	+20	836 599 997	-3.3	0.000 000	-0.004



7.8.4 FREQUENCY STABILITY (WCDMA1900)

OPERATING FREQUENCY: 1,880,000,000 Hz
 CHANNEL: 9400
 REFERENCE VOLTAGE: 3.7 VDC
 DEVIATION LIM IT: ± 0.000 25 % or 2.5 ppm

Voltage (%)	Power (VDC)	Temp. (°C)	Frequency (Hz)	Frequency Error (Hz)	Deviation (%)	ppm
100%	3.700	+20(Ref)	1879 999 977	6.11	0.000 000	0.003
100%		-30	1880 000 010	9.87	0.000 001	0.005
100%		-20	1879 999 997	-3.29	0.000 000	-0.002
100%		-10	1880 000 007	6.53	0.000 000	0.003
100%		0	1879 999 998	-1.53	0.000 000	-0.001
100%		+10	1880 000 009	8.70	0.000 000	0.005
100%		+30	1880 000 007	6.69	0.000 000	0.004
100%		+40	1879 999 997	-3.14	0.000 000	-0.002
100%		+50	1880 000 006	5.93	0.000 000	0.003
115%	4.255	+20	1880 000 007	7.15	0.000 000	0.004
Batt. Endpoint	3.400	+20	1879 999 999	-0.98	0.000 000	-0.001





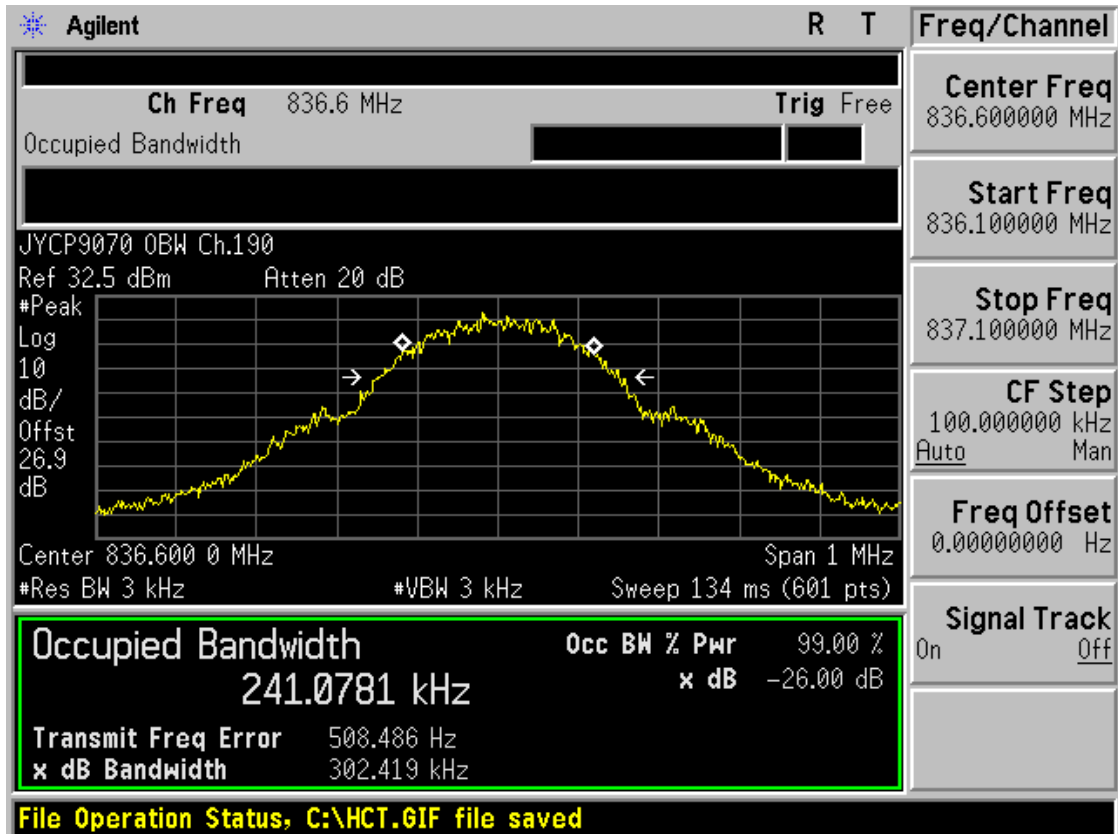
8. TEST PLOTS

FCC CERTIFICATION REPORT			www.hct.co.kr
Test Report No. HCTR1108FR02	Date of Issue: August 2, 2011	EUT Type: GSM/WCDMA/LTE Phone with Bluetooth/WLAN	FCC ID: JYCP9070

■ GSM850 MODE (128 CH.) Occupied Bandwidth



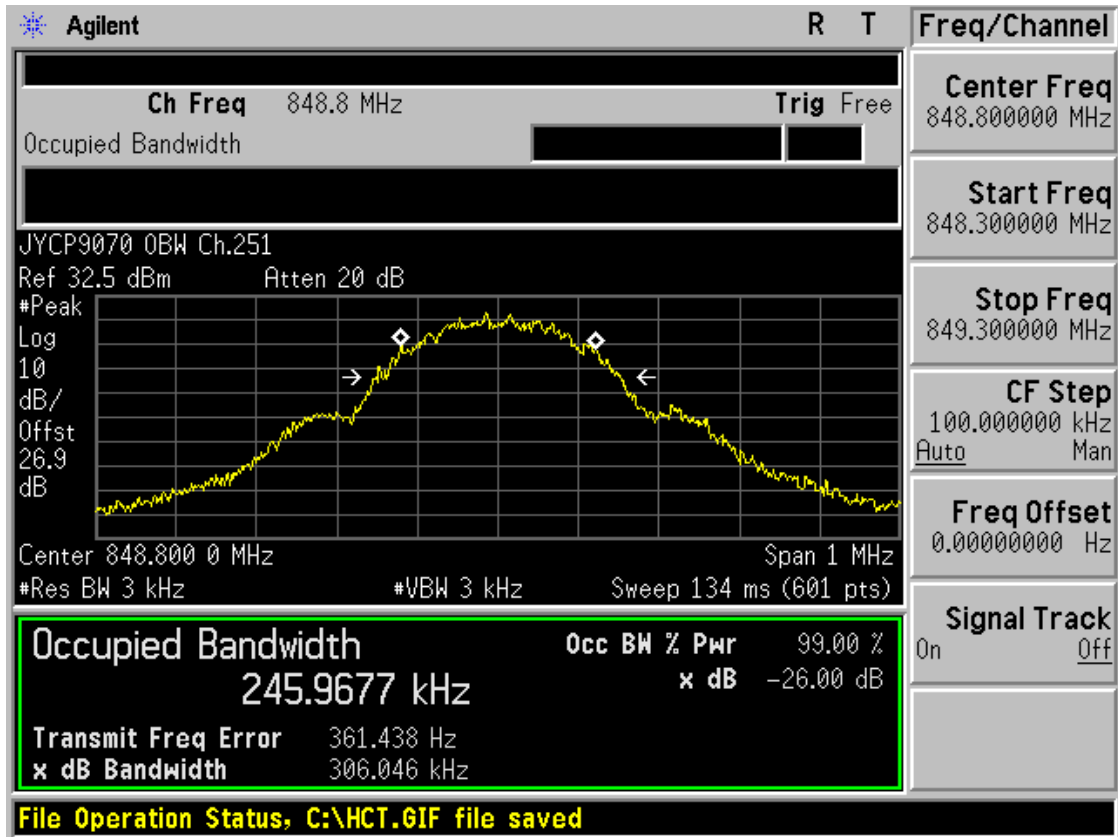
■ GSM850 MODE (190 CH.) Occupied Bandwidth



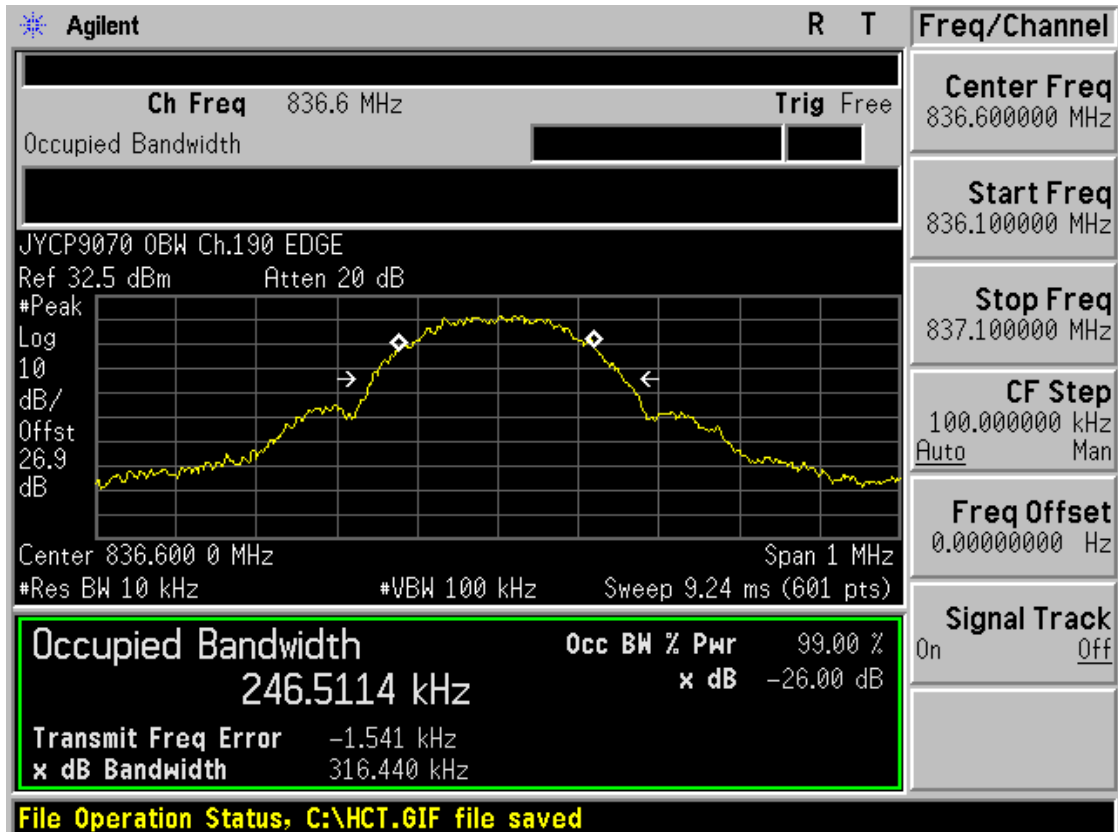
FCC CERTIFICATION REPORT

Test Report No. HCTR1108FR02	Date of Issue: August 2, 2011	EUT Type: GSM/WCDMA/LTE Phone with Bluetooth/WLAN	www.hct.co.kr FCC ID: JYCP9070
---------------------------------	----------------------------------	--	---

■ GSM850 MODE (251 CH.) Occupied Bandwidth



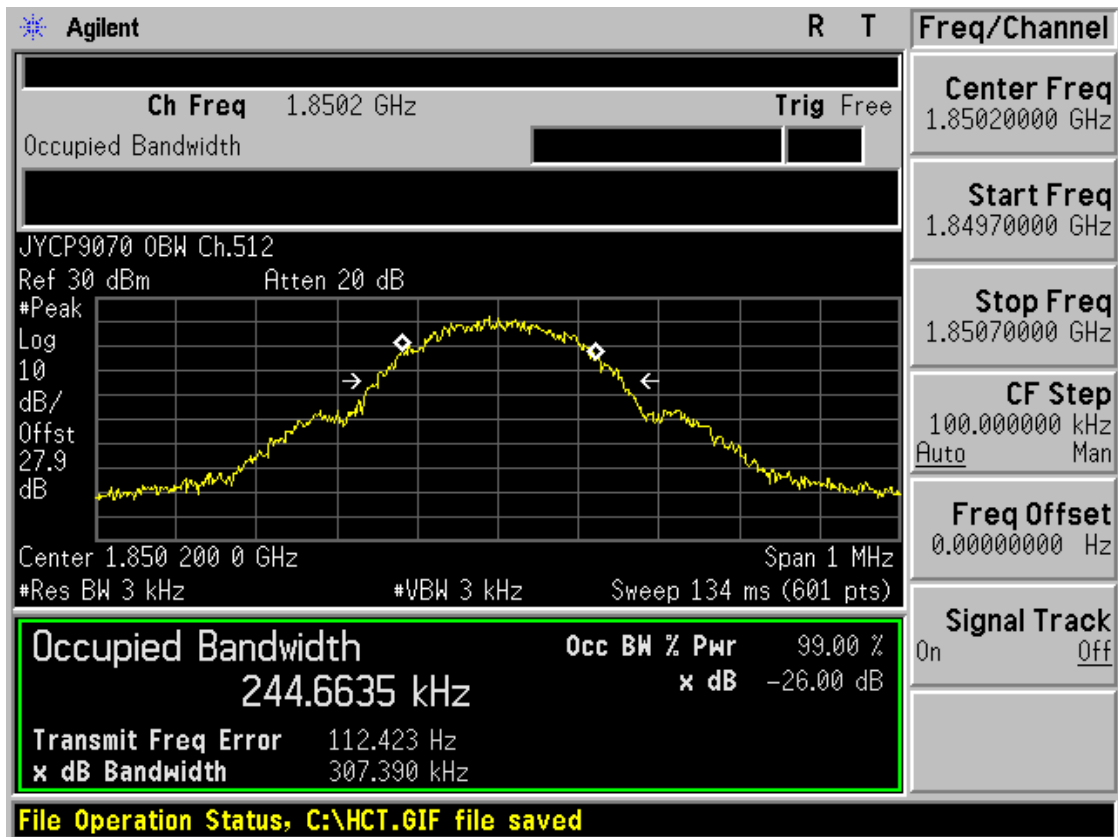
■ GSM850 EDGE (190 CH.) Occupied Bandwidth



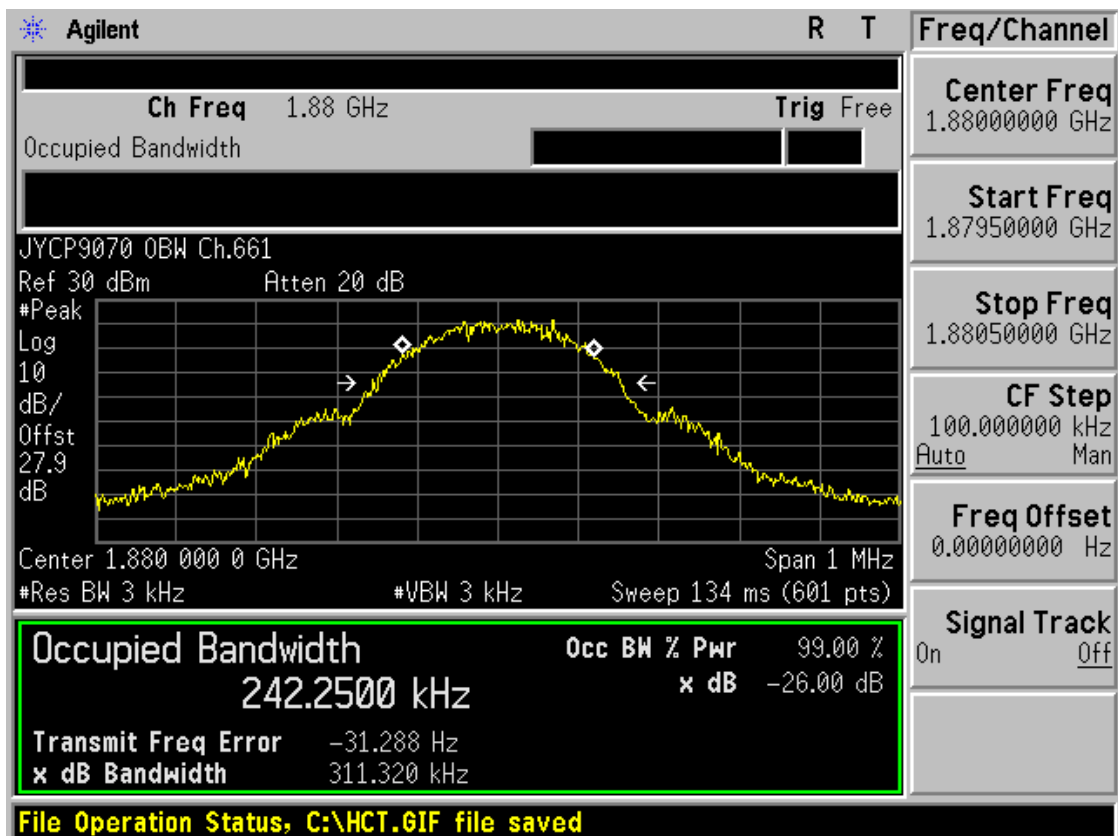
FCC CERTIFICATION REPORT

Test Report No. HCTR1108FR02	Date of Issue: August 2, 2011	EUT Type: GSM/WCDMA/LTE Phone with Bluetooth/WLAN	www.hct.co.kr FCC ID: JYCP9070
---------------------------------	----------------------------------	--	---

■ GSM1900 MODE (512 CH.) Occupied Bandwidth



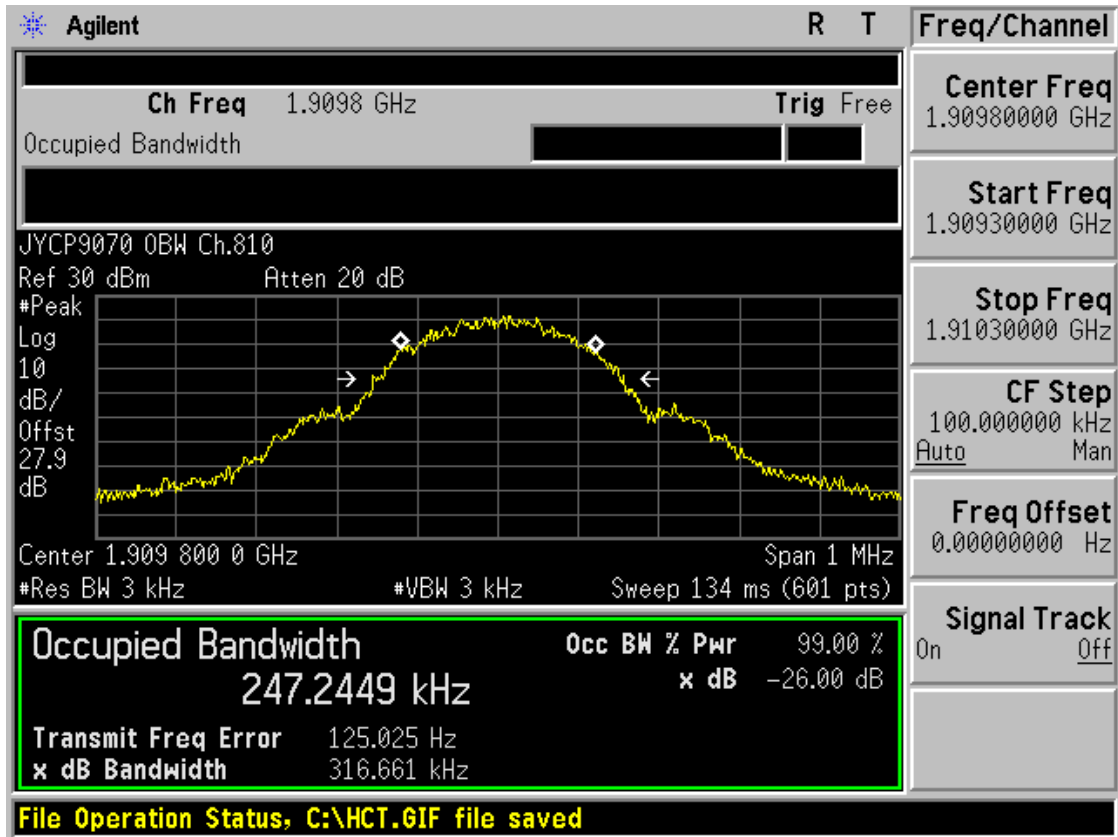
■ GSM1900 MODE (661 CH.) Occupied Bandwidth



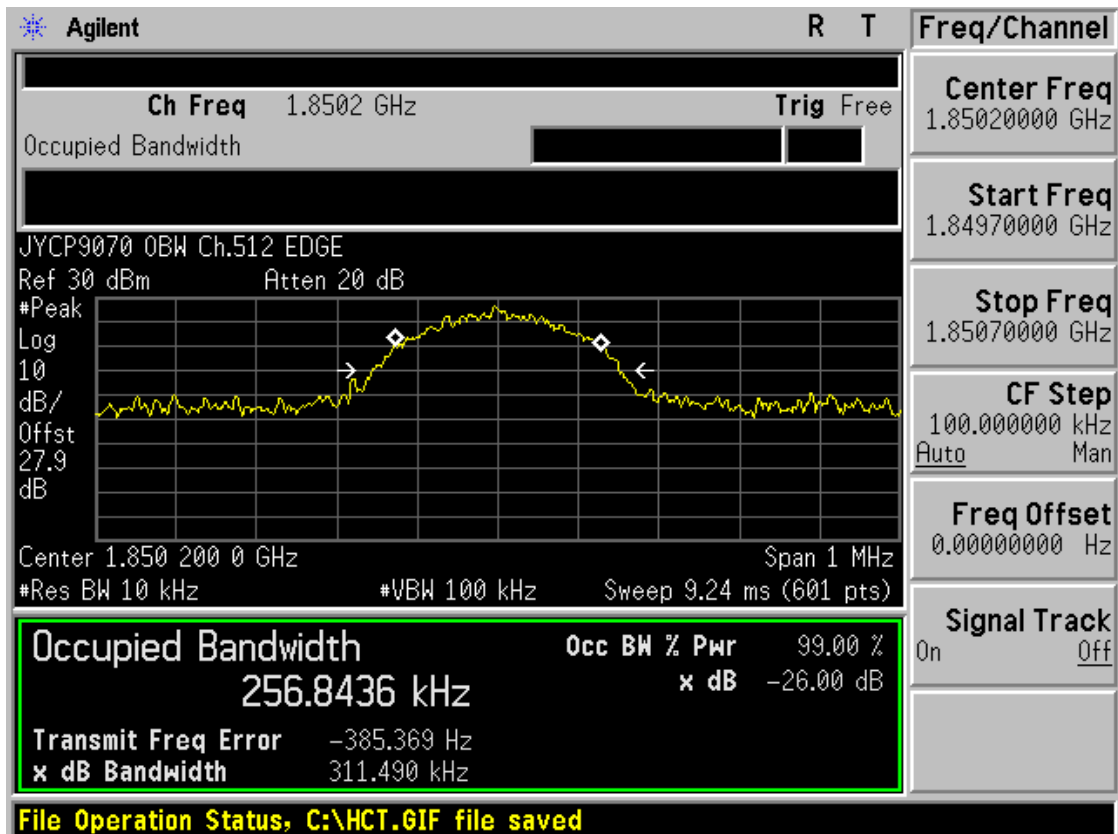
FCC CERTIFICATION REPORT

Test Report No. HCTR1108FR02	Date of Issue: August 2, 2011	EUT Type: GSM/WCDMA/LTE Phone with Bluetooth/WLAN	www.hct.co.kr FCC ID: JYCP9070
---------------------------------	----------------------------------	--	---

■ GSM1900 MODE (810 CH.) Occupied Bandwidth



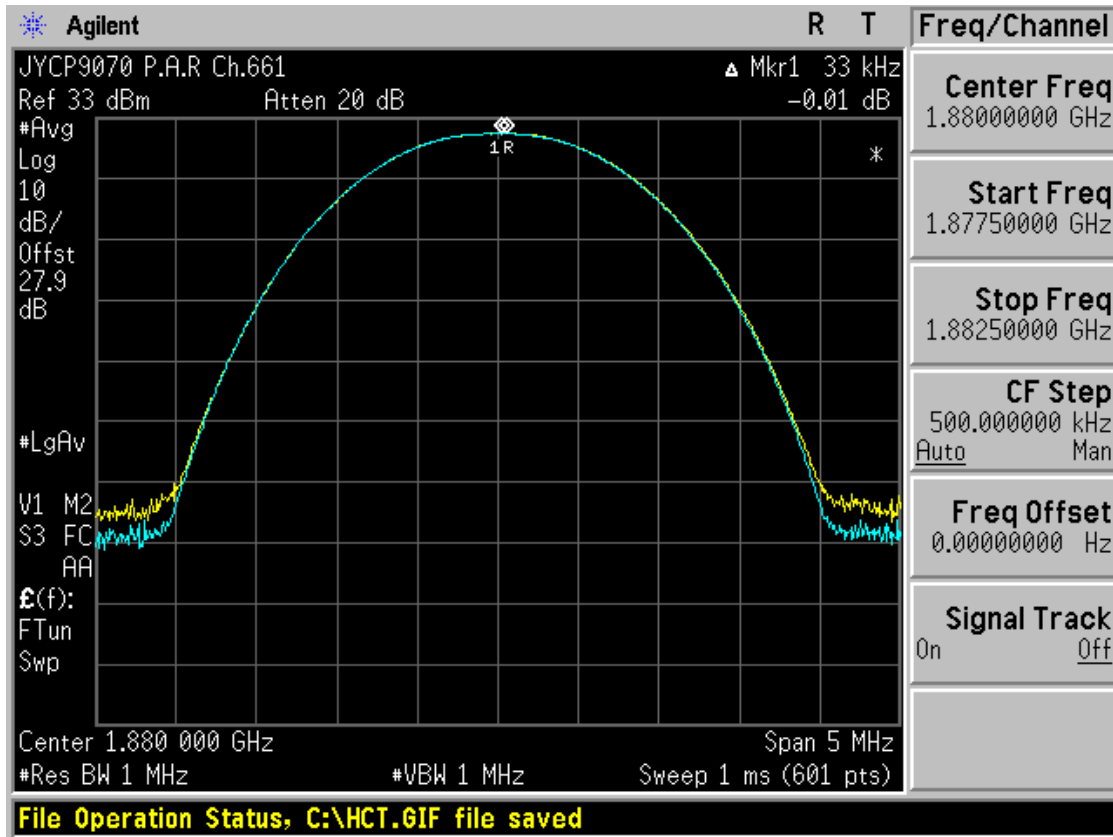
■ GSM1900 EDGE (512 CH.) Occupied Bandwidth



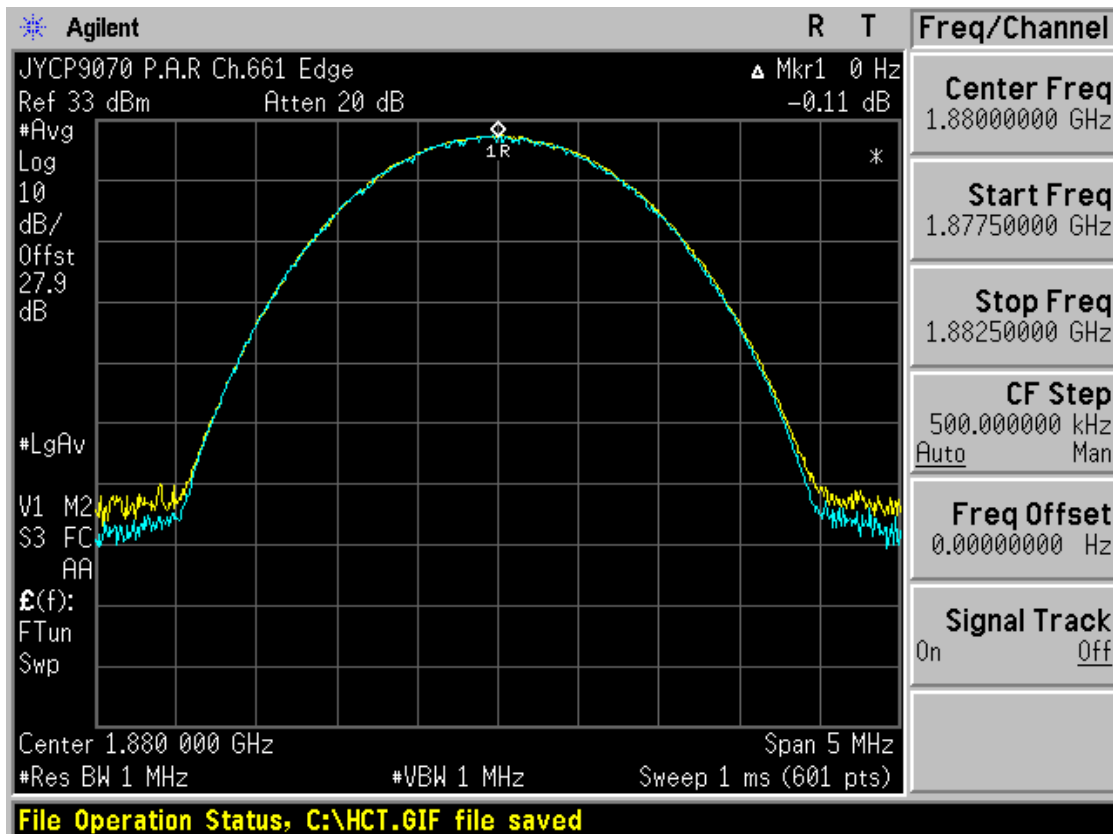
FCC CERTIFICATION REPORT

Test Report No. HCTR1108FR02	Date of Issue: August 2, 2011	EUT Type: GSM/WCDMA/LTE Phone with Bluetooth/WLAN	www.hct.co.kr FCC ID: JYCP9070
---------------------------------	----------------------------------	--	---

■ GSM1900 MODE (661 CH.) Peak-to-Average Ratio



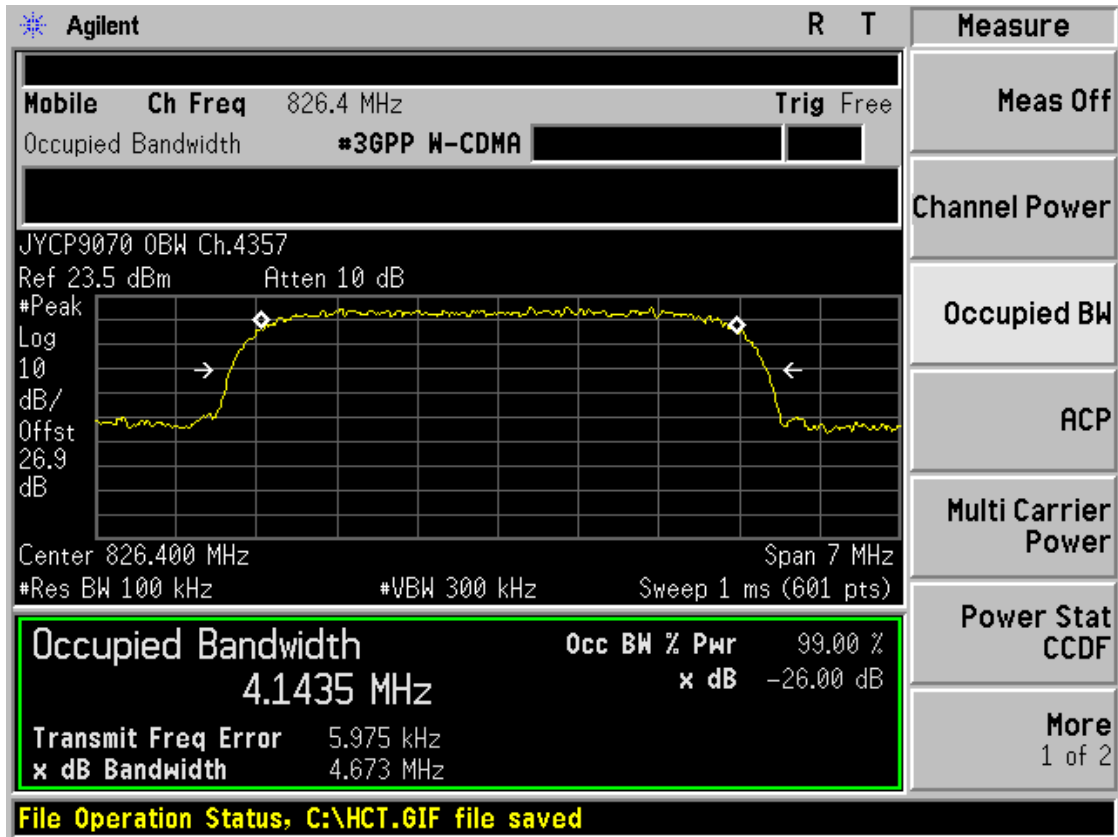
■ GSM1900 EDGE (661 CH.) Peak-to-Average Ratio



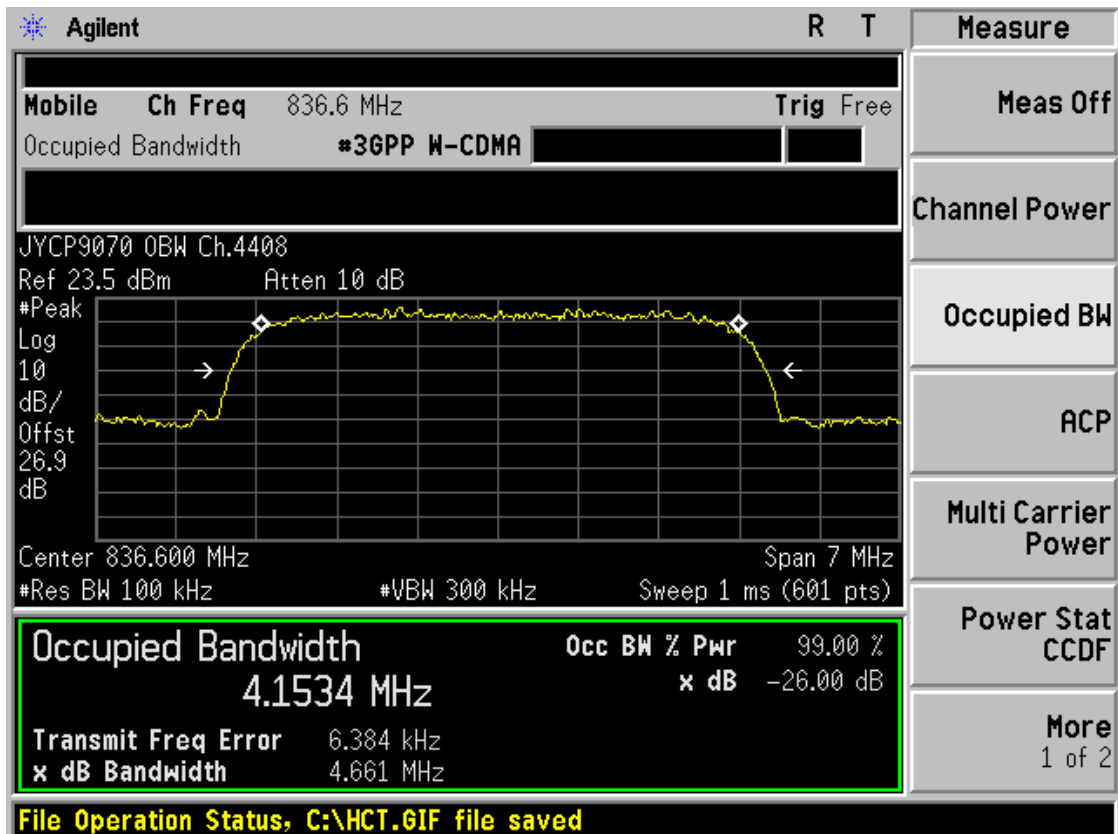
FCC CERTIFICATION REPORT

Test Report No. HCTR1108FR02	Date of Issue: August 2, 2011	EUT Type: GSM/WCDMA/LTE Phone with Bluetooth/WLAN	www.hct.co.kr FCC ID: JYCP9070
---------------------------------	----------------------------------	--	---

■ WCDMA850 MODE (4132 CH.) Occupied Bandwidth



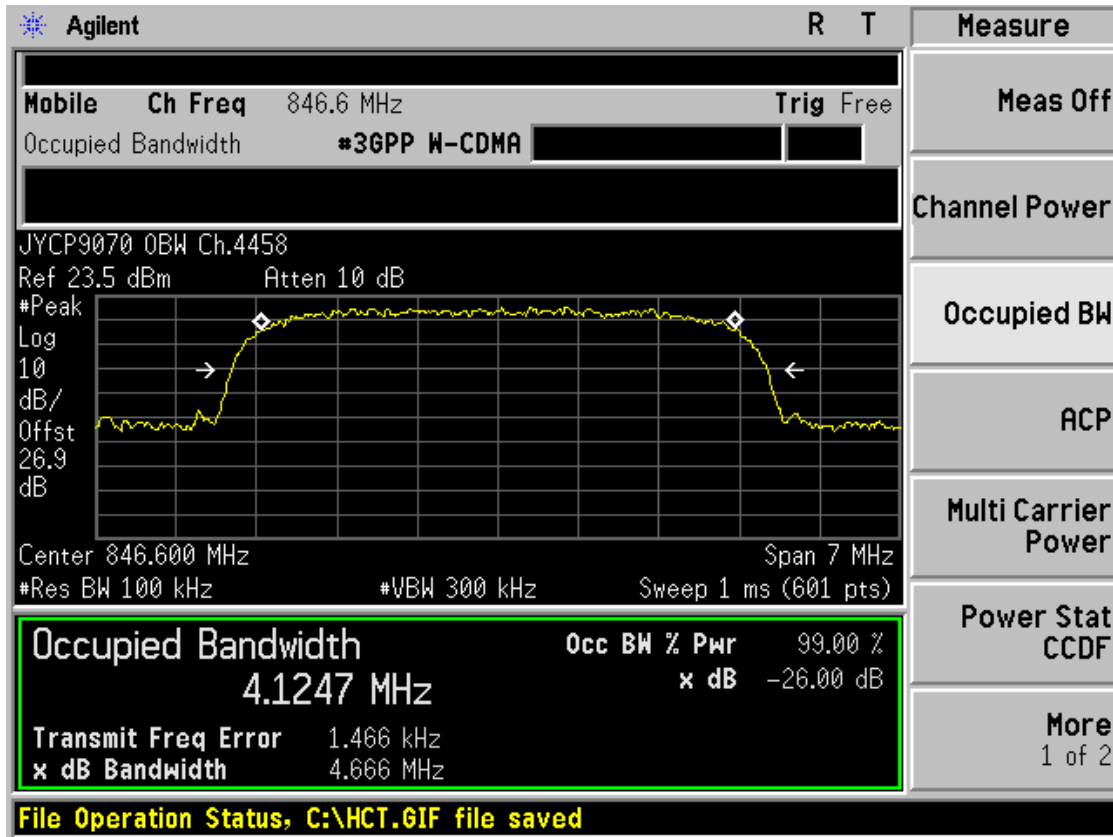
■ WCDMA850 MODE (4183 CH.) Occupied Bandwidth



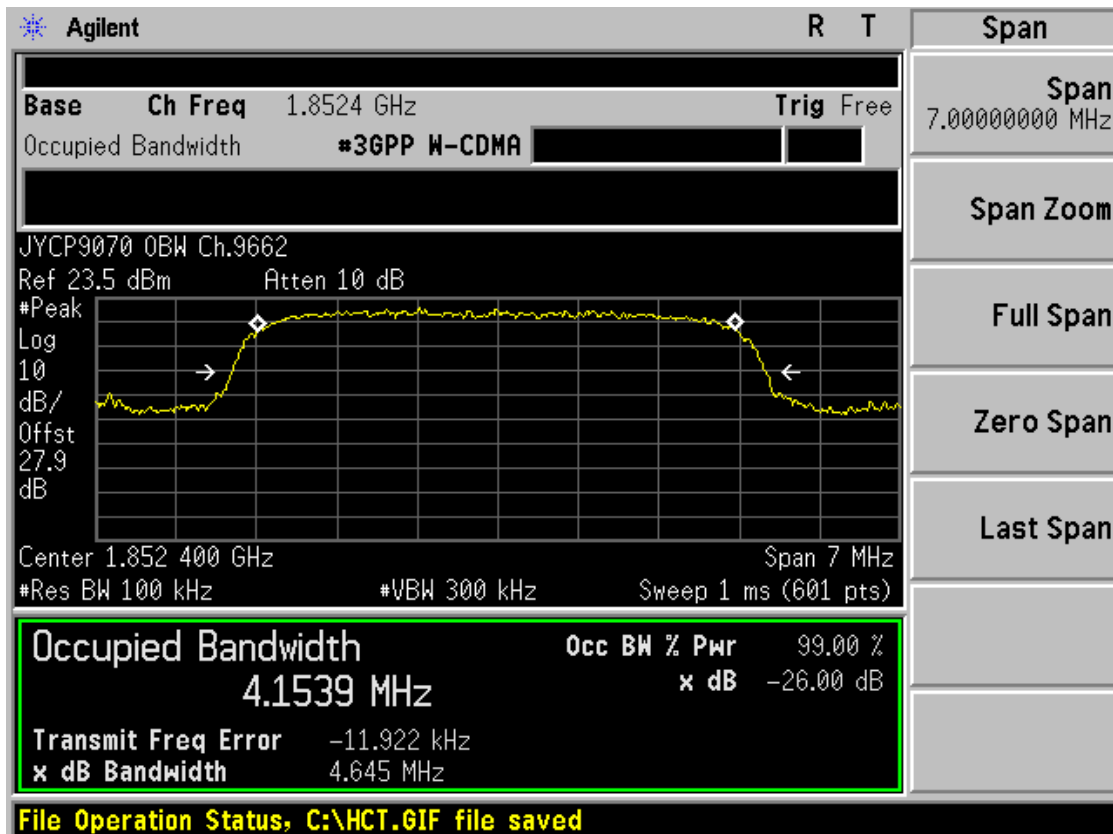
FCC CERTIFICATION REPORT

Test Report No. HCTR1108FR02	Date of Issue: August 2, 2011	EUT Type: GSM/WCDMA/LTE Phone with Bluetooth/WLAN	www.hct.co.kr FCC ID: JYCP9070
---------------------------------	----------------------------------	--	---

■ WCDMA850MODE (4233 CH.) Occupied Bandwidth



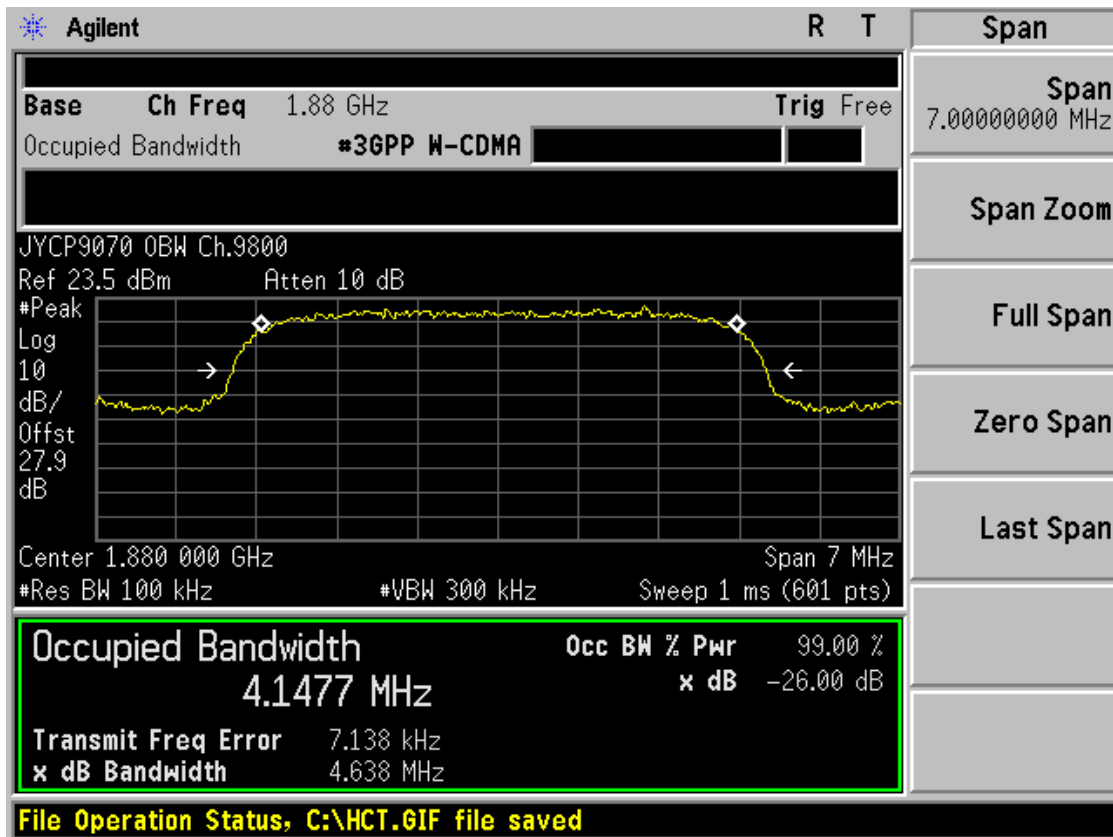
■ WCDMA1900 MODE (9262 CH.) Occupied Bandwidth



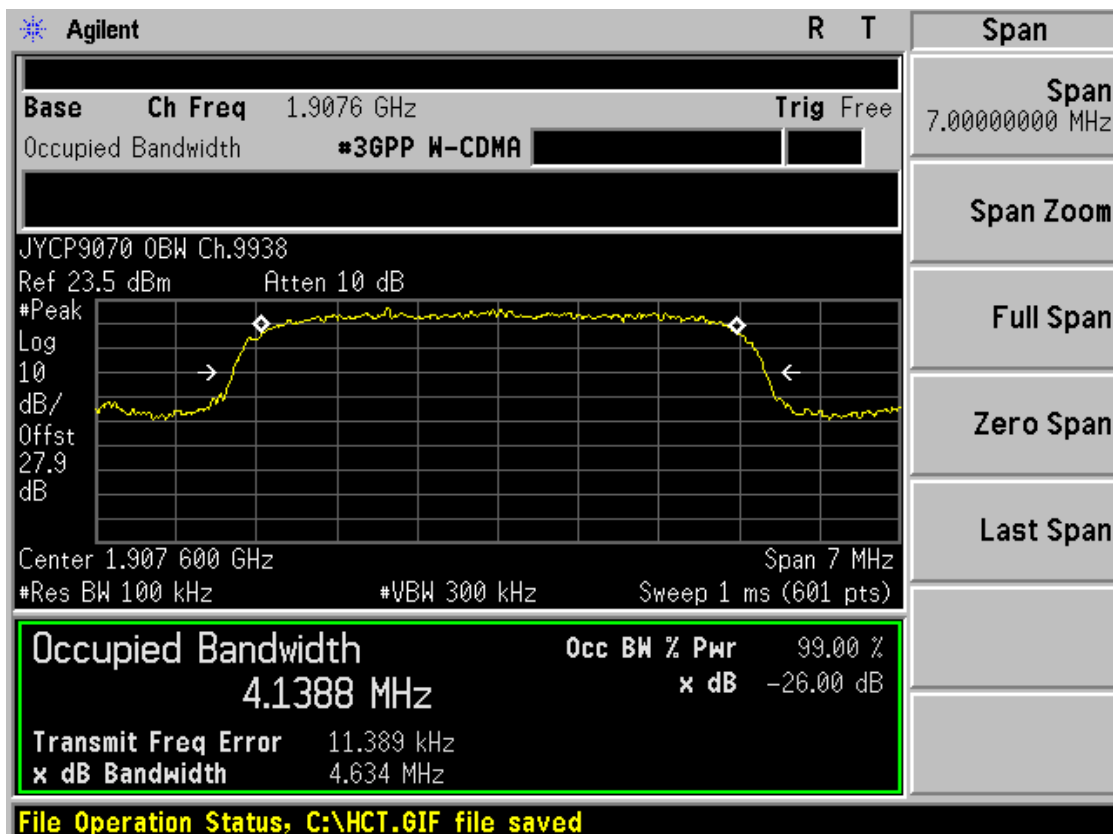
FCC CERTIFICATION REPORT

Test Report No. HCTR1108FR02	Date of Issue: August 2, 2011	EUT Type: GSM/WCDMA/LTE Phone with Bluetooth/WLAN	www.hct.co.kr FCC ID: JYCP9070
---------------------------------	----------------------------------	--	---

■ WCDMA1900 MODE (9400 CH.) Occupied Bandwidth



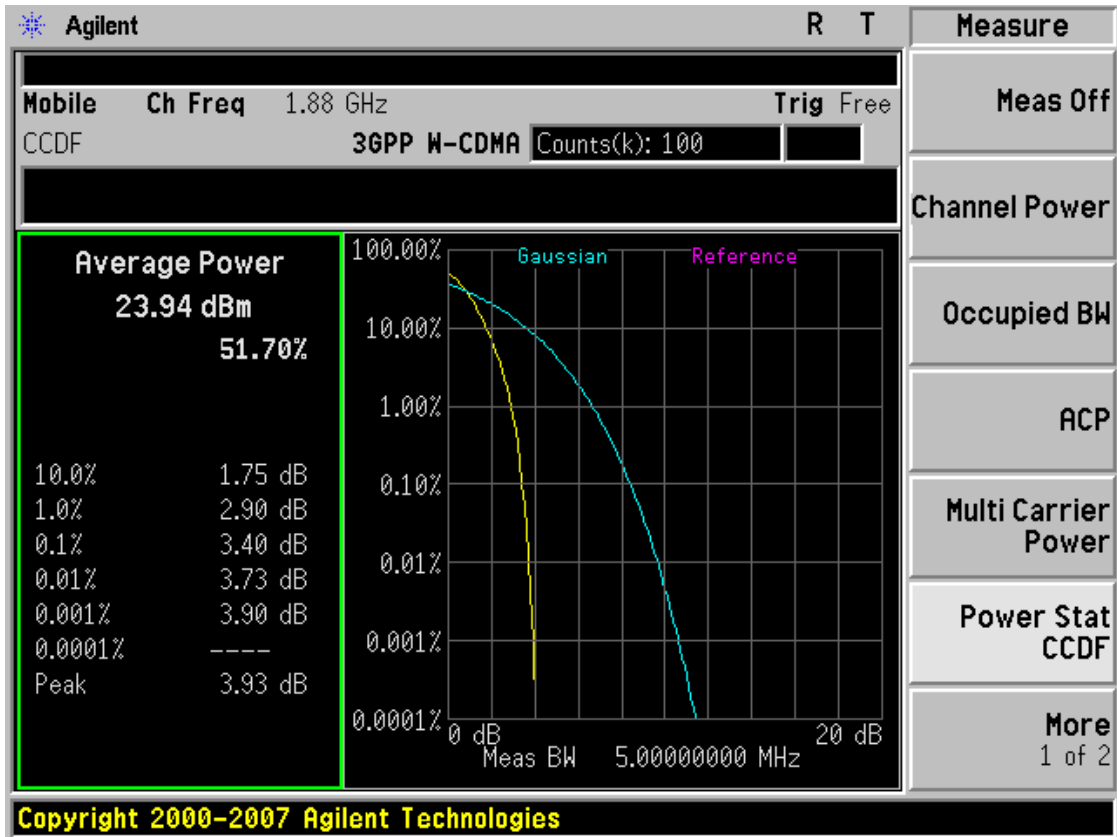
■ WCDMA1900 MODE (9538 CH.) Occupied Bandwidth



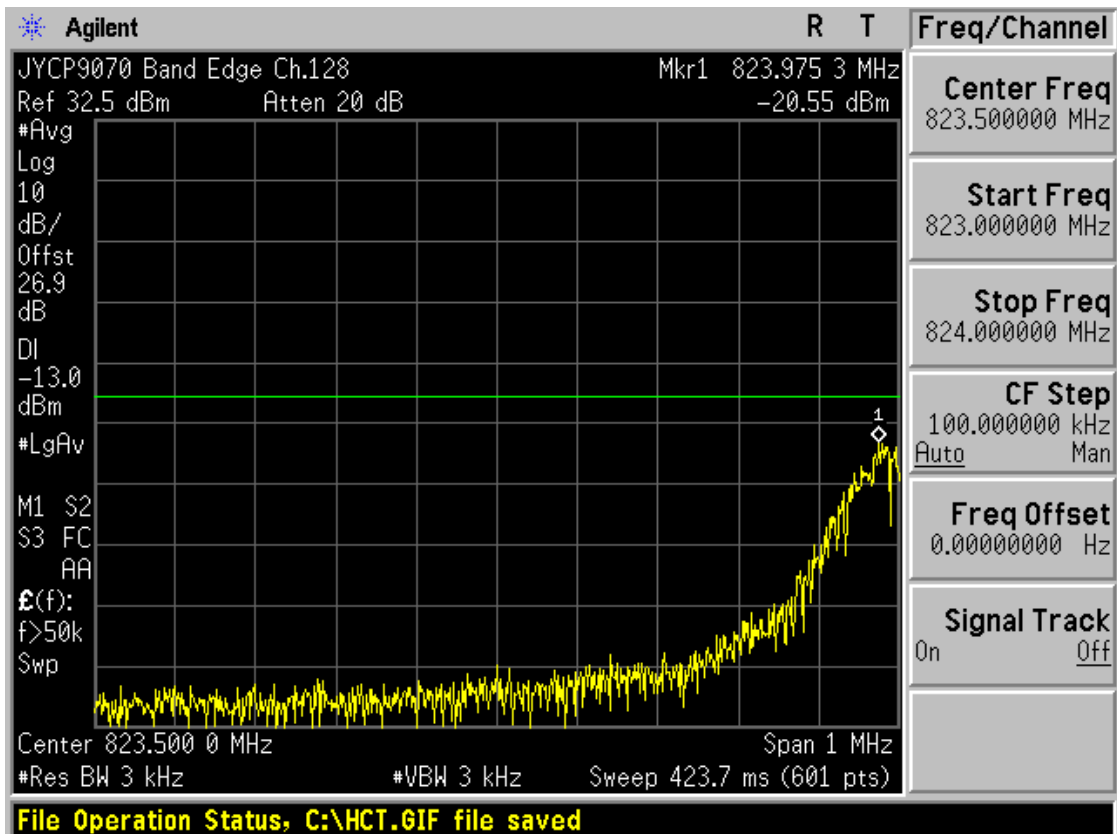
FCC CERTIFICATION REPORT

Test Report No. HCTR1108FR02	Date of Issue: August 2, 2011	EUT Type: GSM/WCDMA/LTE Phone with Bluetooth/WLAN	www.hct.co.kr FCC ID: JYCP9070
---------------------------------	----------------------------------	--	---

■ WCDMA1900 MODE (9400 CH.) Peak-to-Average Ratio

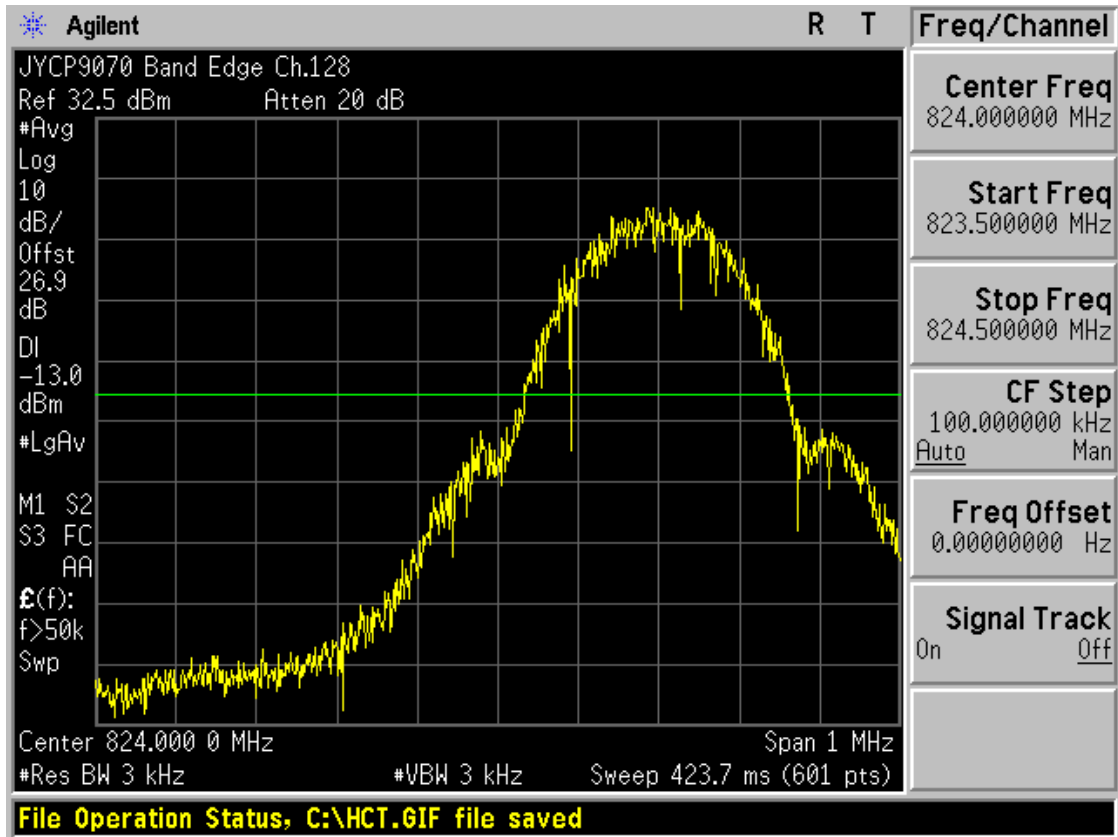


■ GSM850 MODE (128 CH.) Block Edge 1

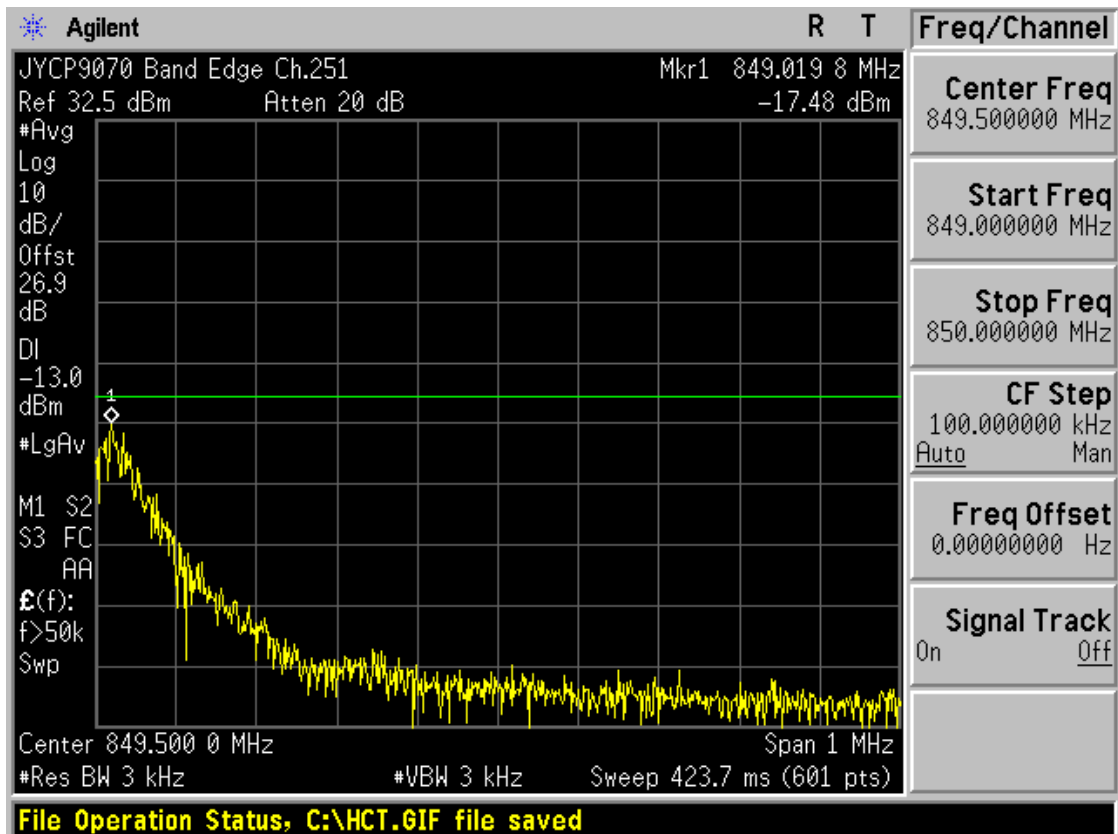


FCC CERTIFICATION REPORT			www.hct.co.kr
Test Report No. HCTR1108FR02	Date of Issue: August 2, 2011	EUT Type: GSM/WCDMA/LTE Phone with Bluetooth/WLAN	FCC ID: JYCP9070

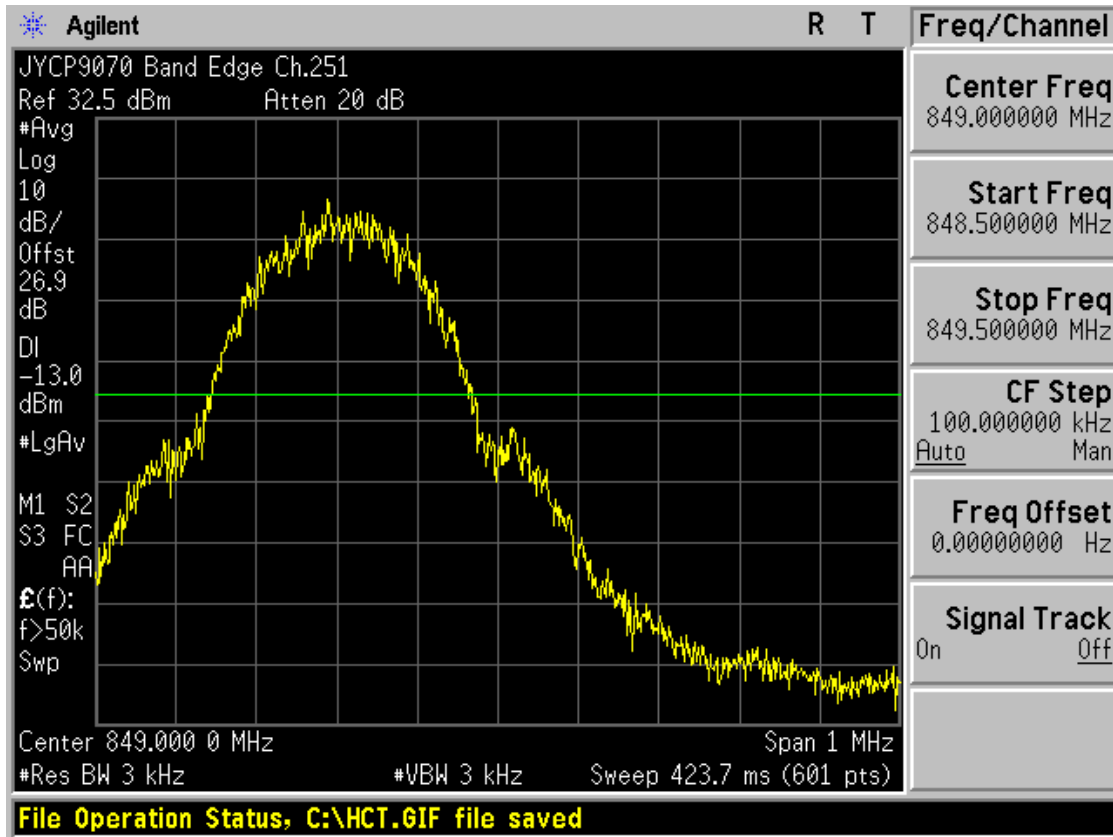
■ GSM850 MODE (128 CH.) Block Edge 2



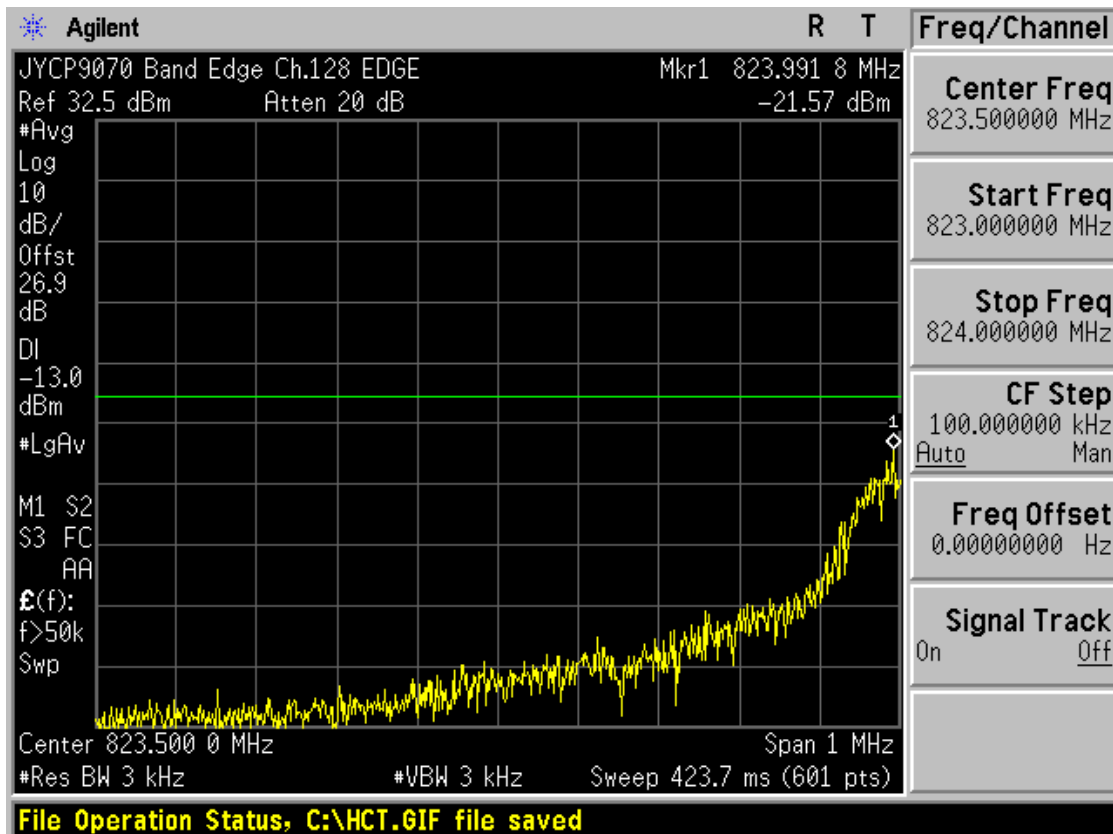
■ GSM850 MODE (251 CH.) Block Edge 1



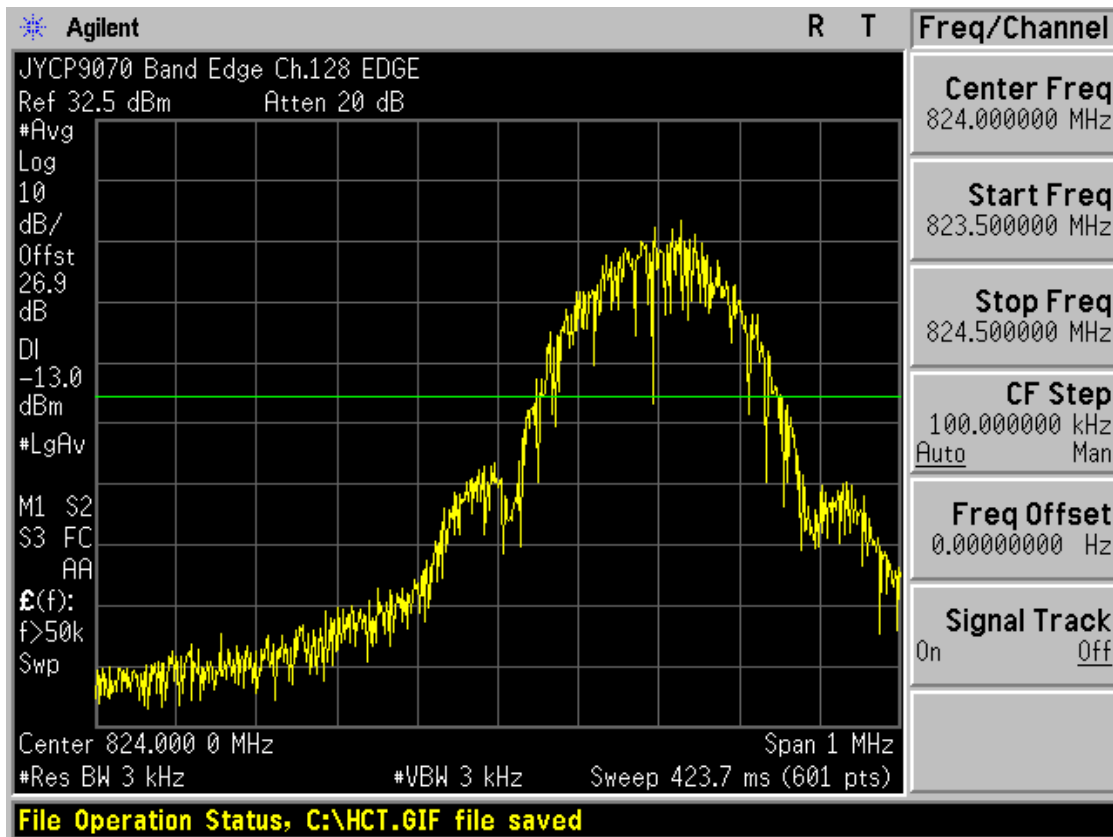
■ GSM850 MODE (251 CH.) Block Edge 2



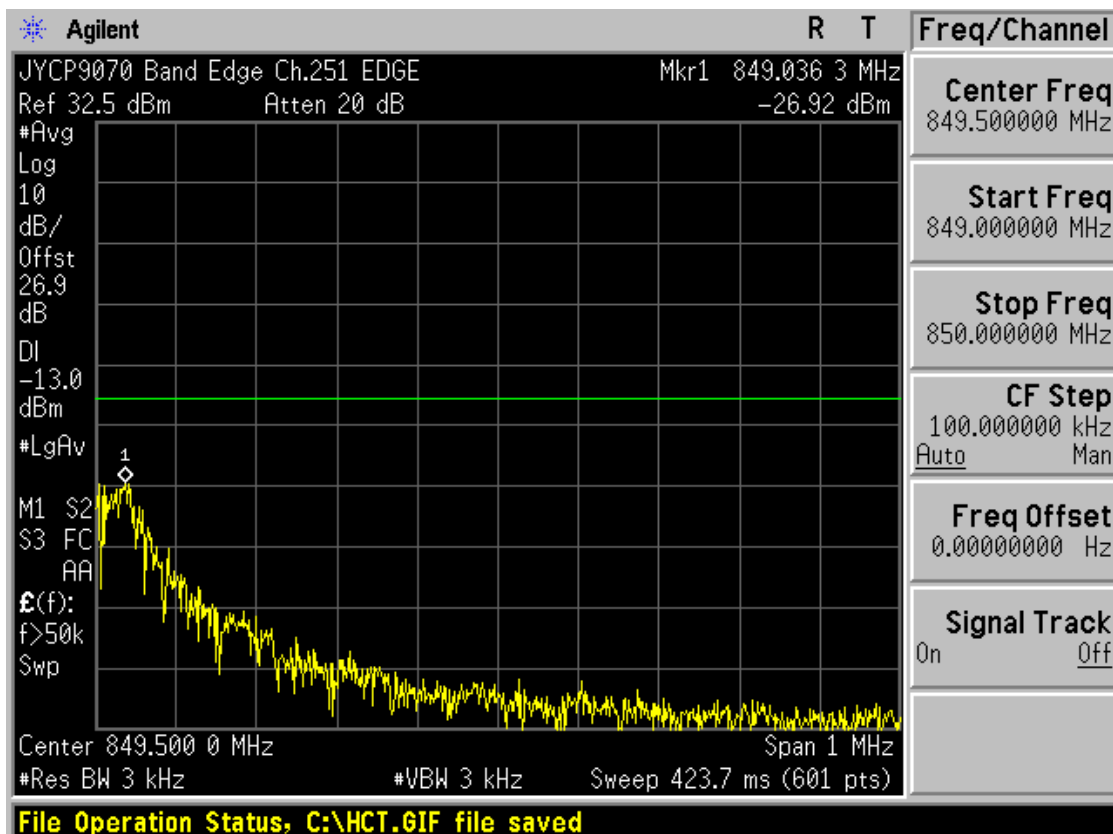
■ EDGE MODE (128 CH.) Block Edge 1



■ EDGE MODE (128 CH.) Block Edge 2

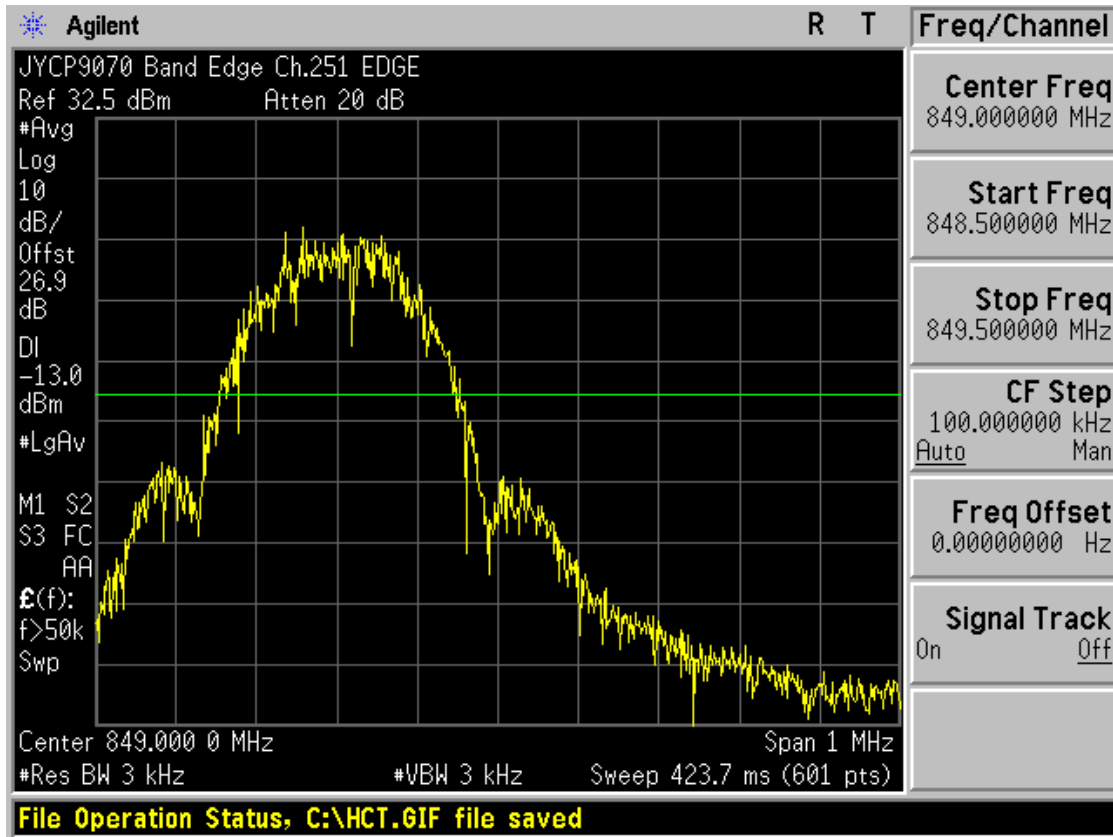


■ EDGE MODE (251 CH.) Block Edge 1

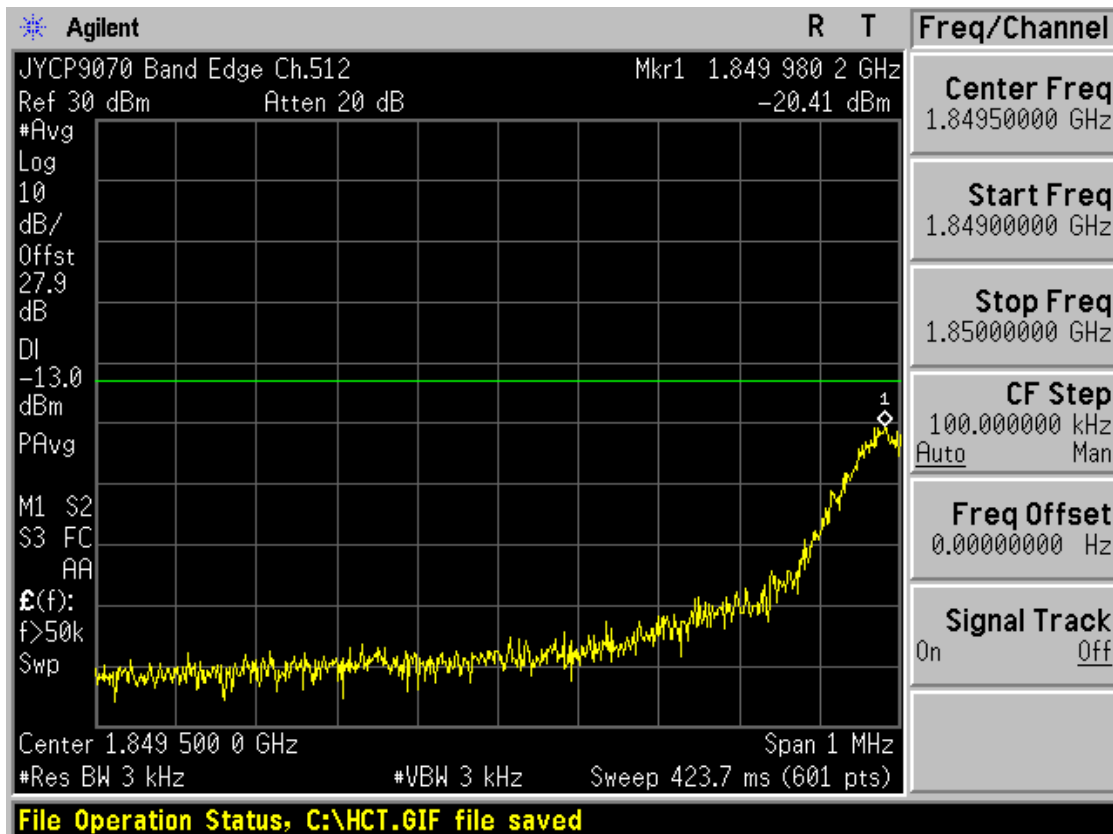


FCC CERTIFICATION REPORT			www.hct.co.kr
Test Report No. HCTR1108FR02	Date of Issue: August 2, 2011	EUT Type: GSM/WCDMA/LTE Phone with Bluetooth/WLAN	FCC ID: JYCP9070

■ EDGE MODE (251 CH.) Block Edge 2

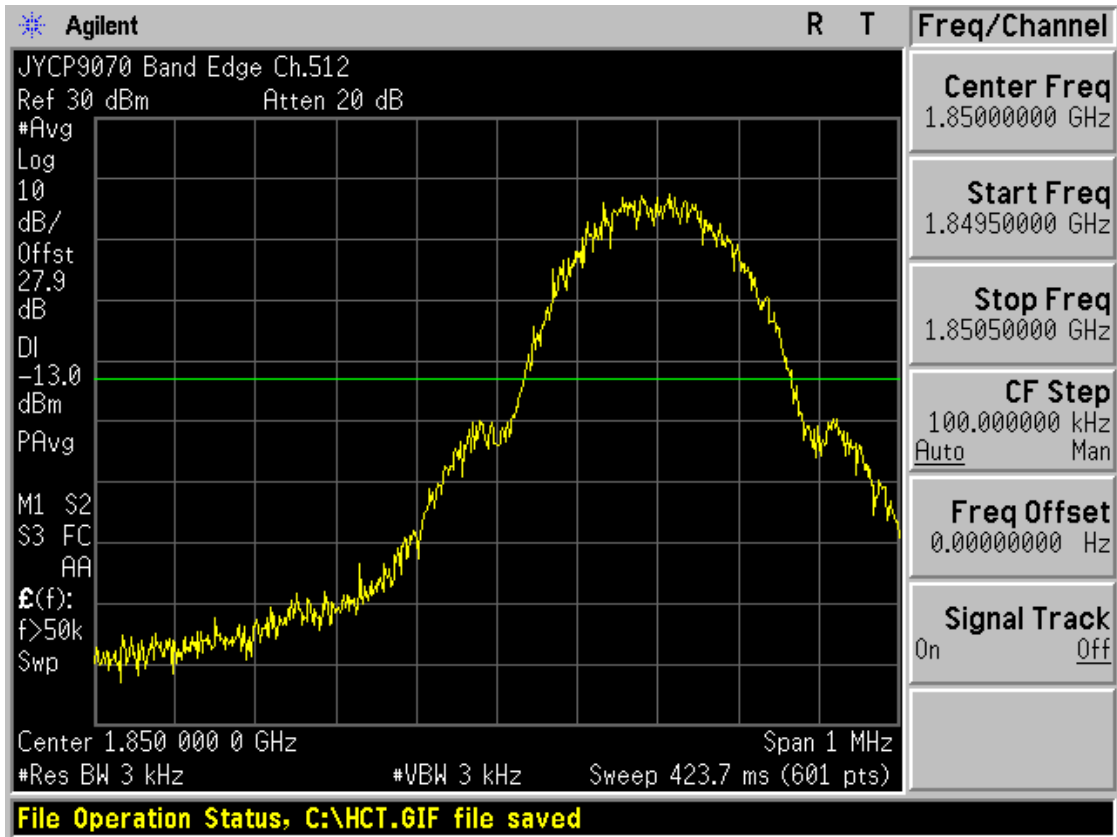


■ GSM1900 MODE (512 CH.) Block Edge 1

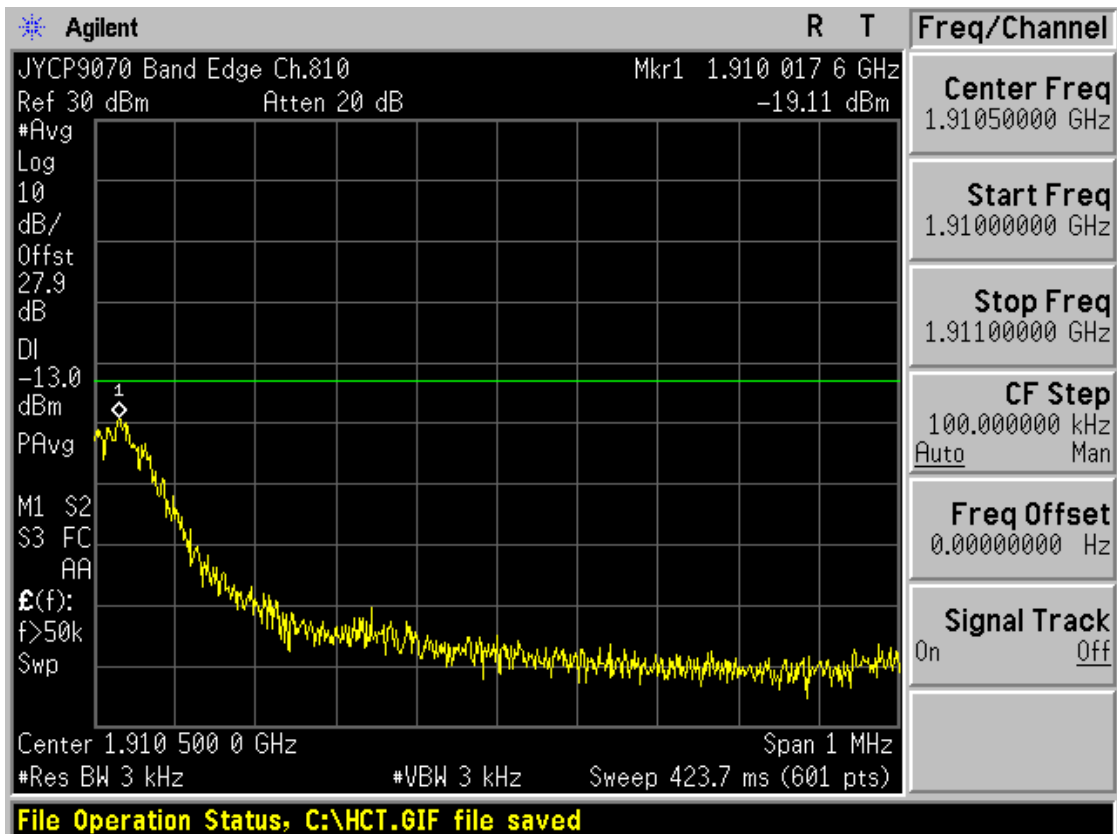


FCC CERTIFICATION REPORT			www.hct.co.kr
Test Report No. HCTR1108FR02	Date of Issue: August 2, 2011	EUT Type: GSM/WCDMA/LTE Phone with Bluetooth/WLAN	FCC ID: JYCP9070

■ GSM1900 MODE (512 CH.) Block Edge 2

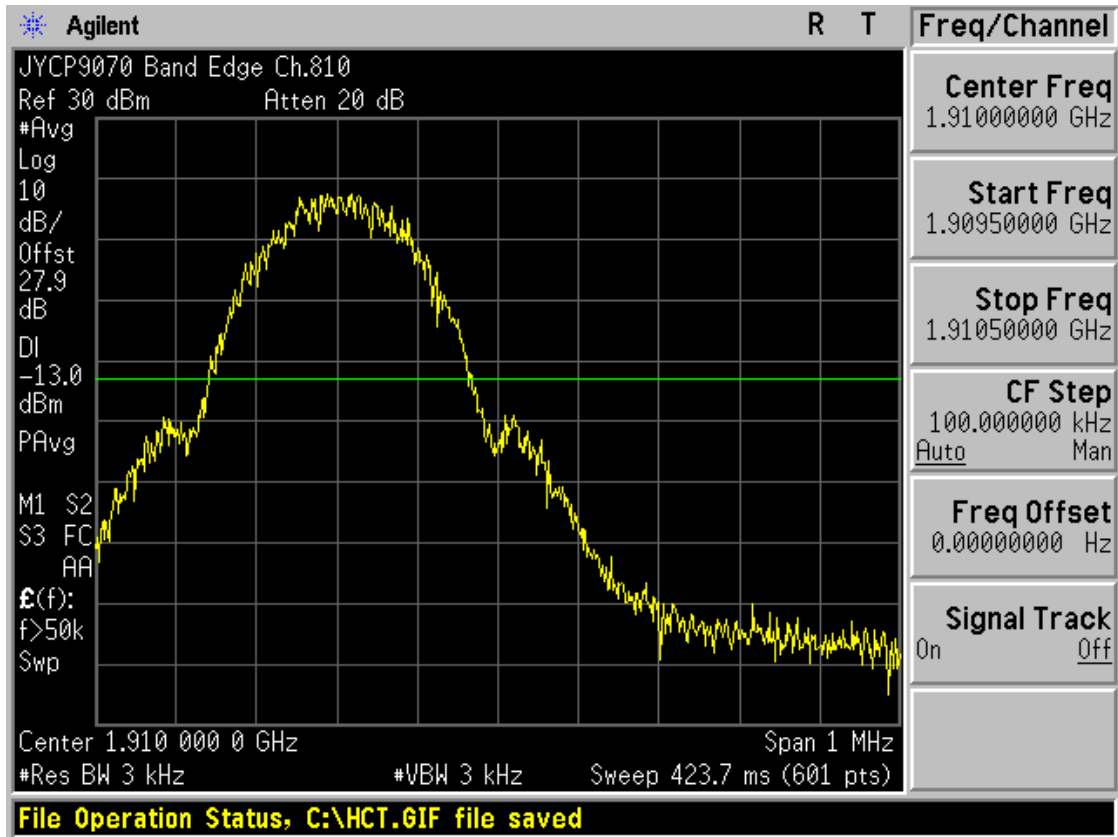


■ GSM1900 MODE (810 CH.) Block Edge 1

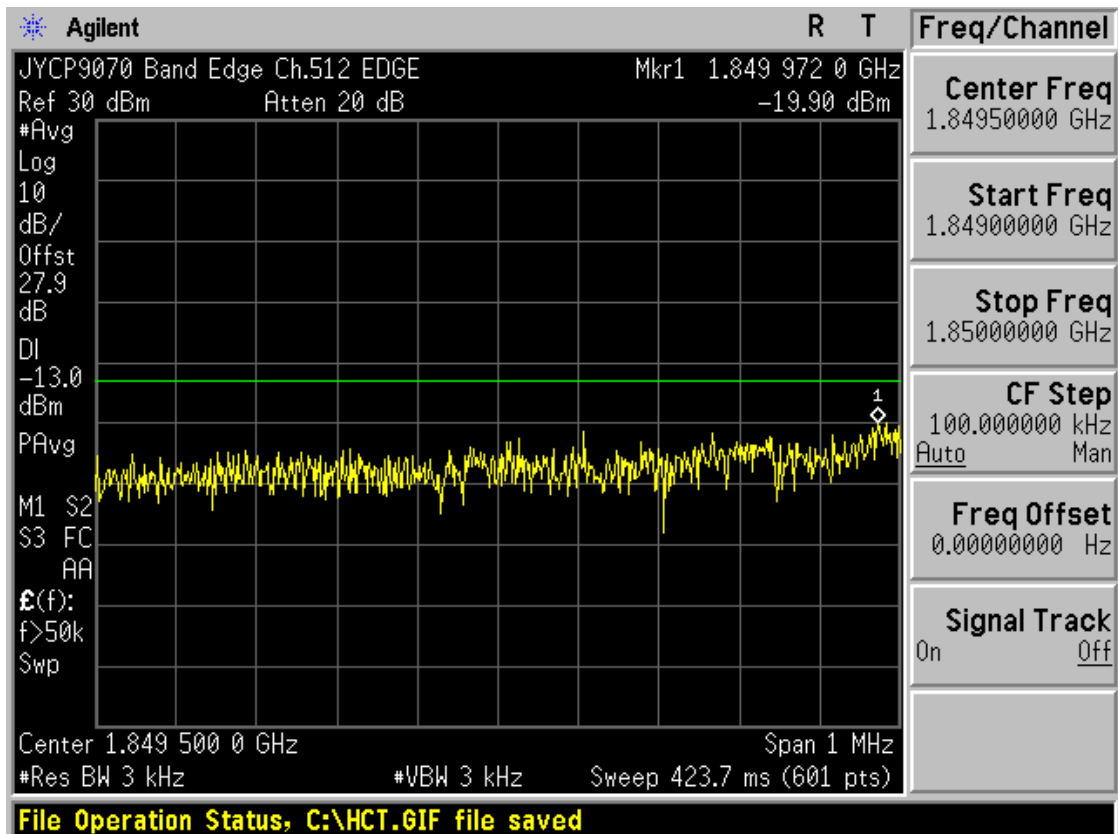


FCC CERTIFICATION REPORT			www.hct.co.kr
Test Report No. HCTR1108FR02	Date of Issue: August 2, 2011	EUT Type: GSM/WCDMA/LTE Phone with Bluetooth/WLAN	FCC ID: JYCP9070

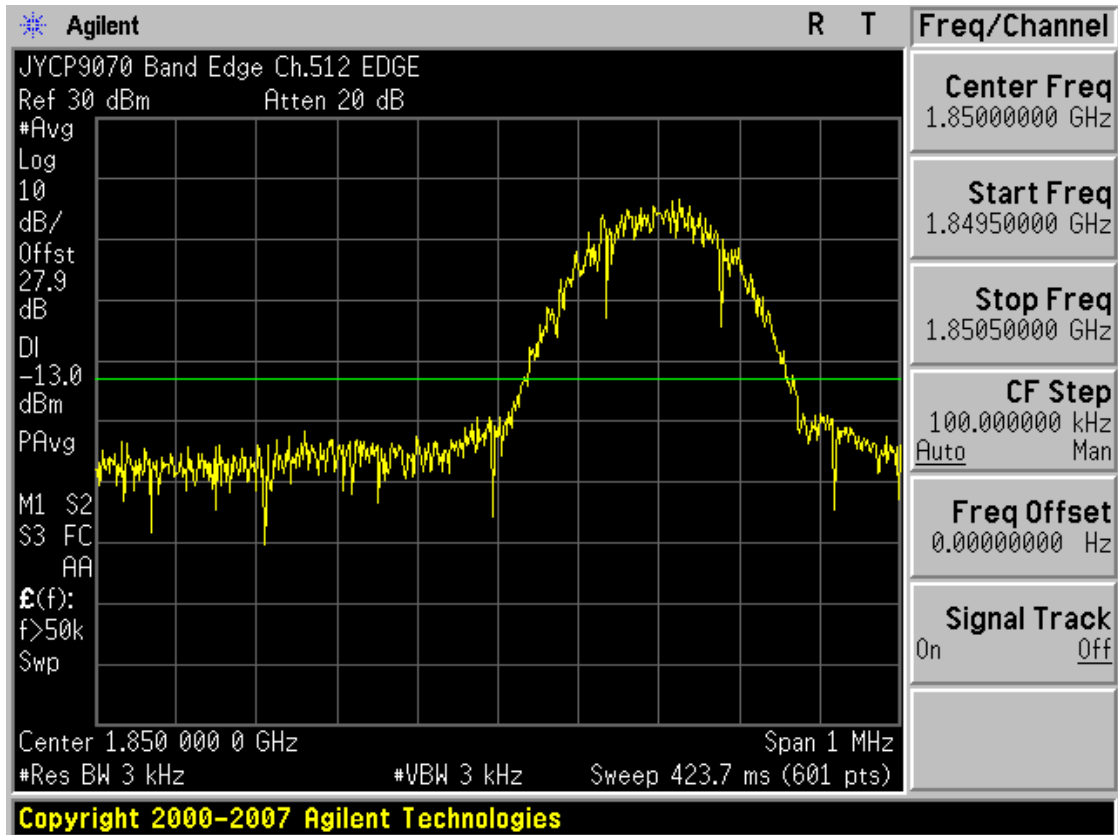
■ GSM1900 MODE (810 CH.) Block Edge 2



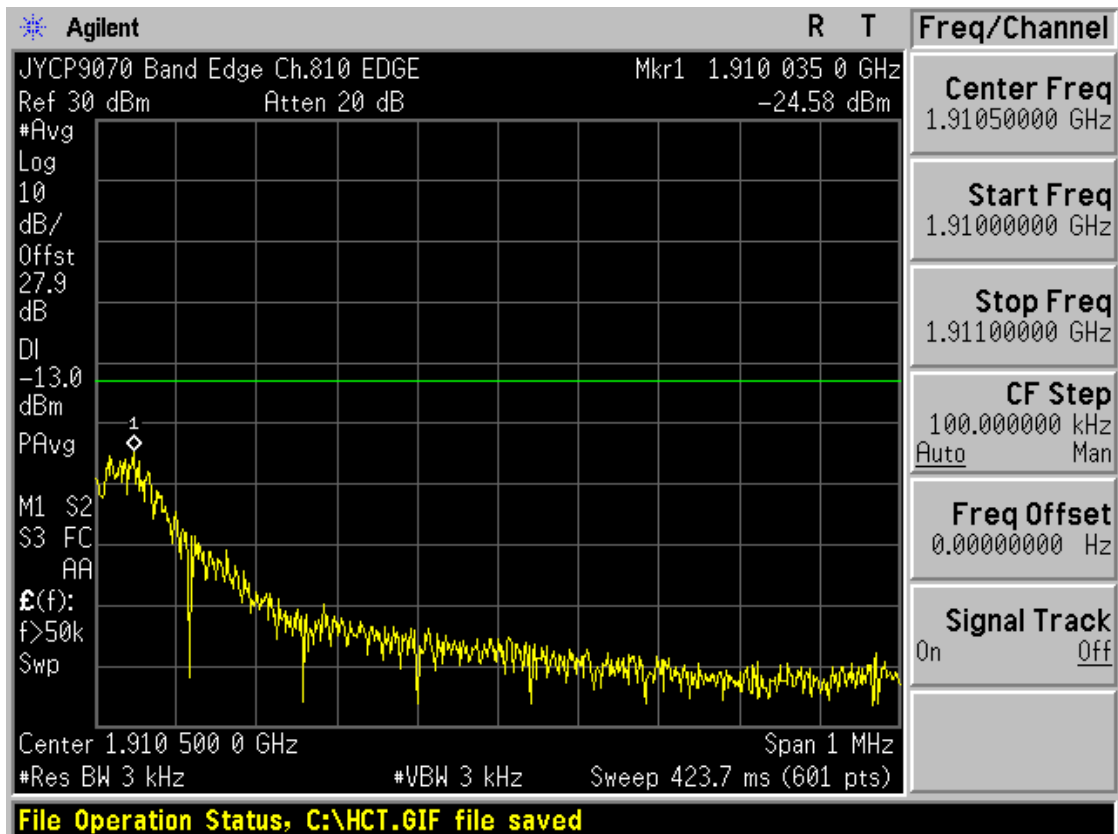
■ EDGE MODE (512 CH.) Block Edge 1



■ EDGE MODE (512 CH.) Block Edge 2

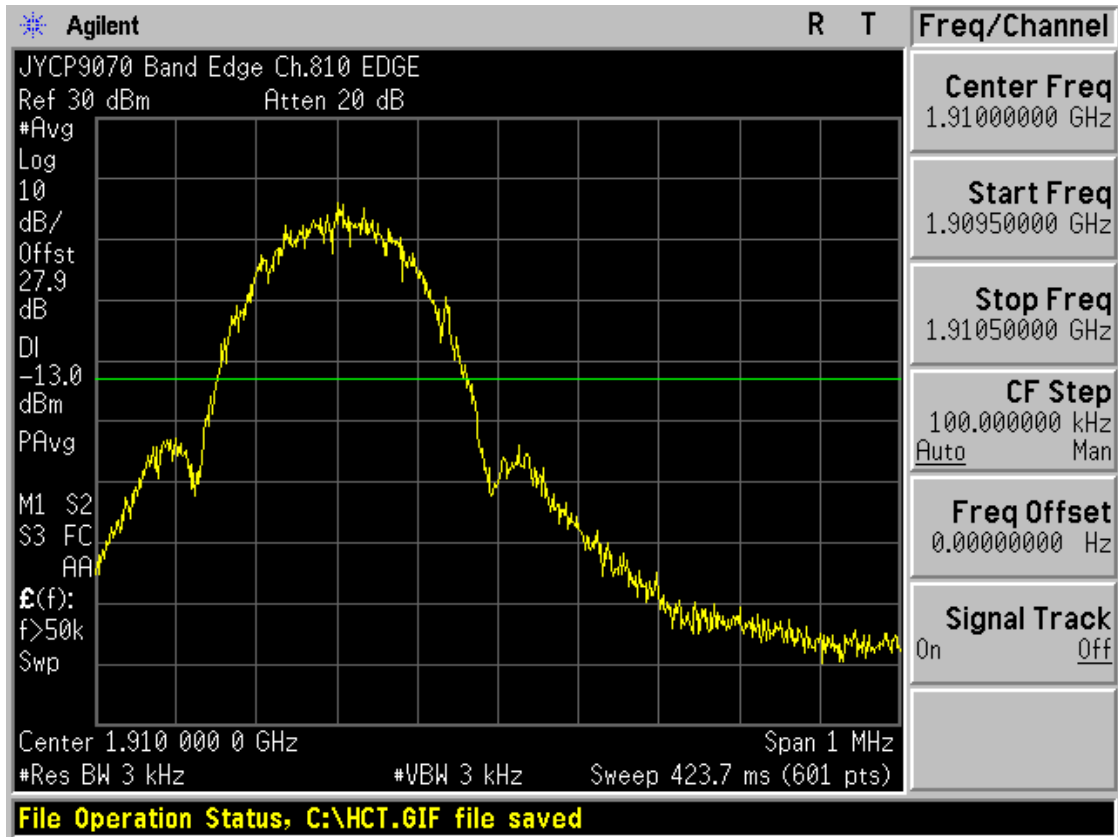


■ EDGE MODE (810 CH.) Block Edge 1

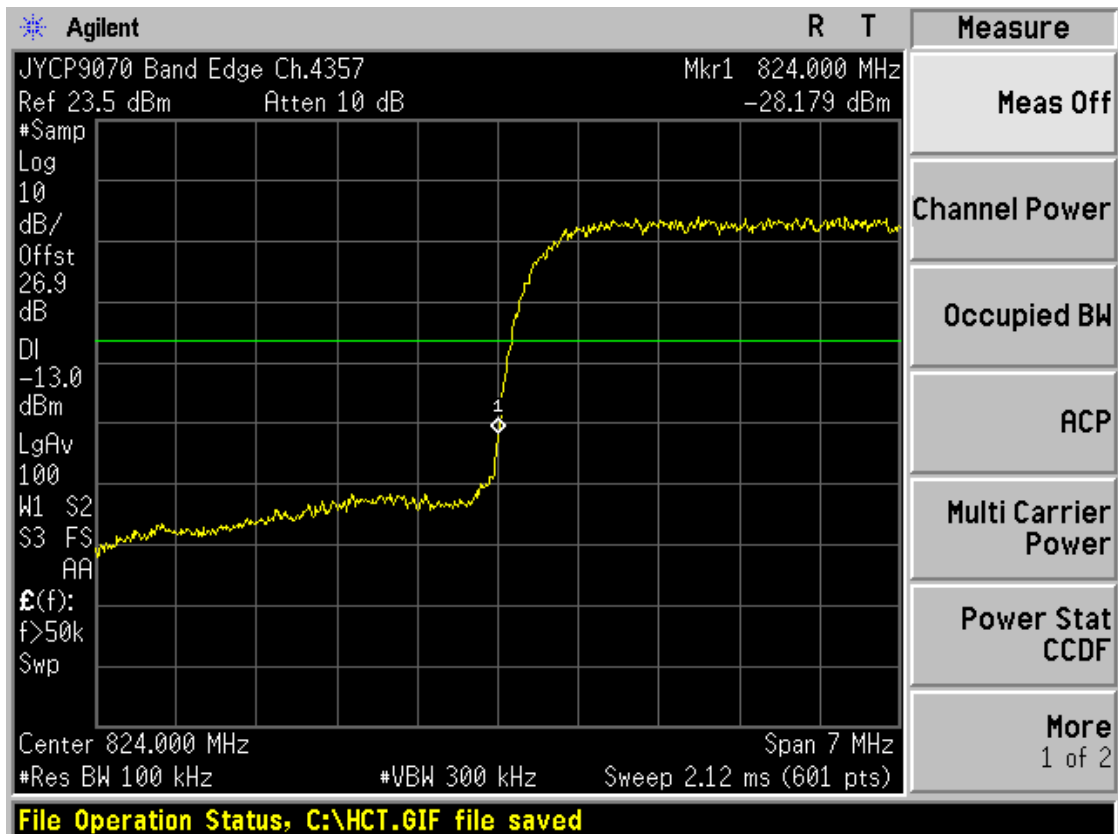


FCC CERTIFICATION REPORT			www.hct.co.kr
Test Report No. HCTR1108FR02	Date of Issue: August 2, 2011	EUT Type: GSM/WCDMA/LTE Phone with Bluetooth/WLAN	FCC ID: JYCP9070

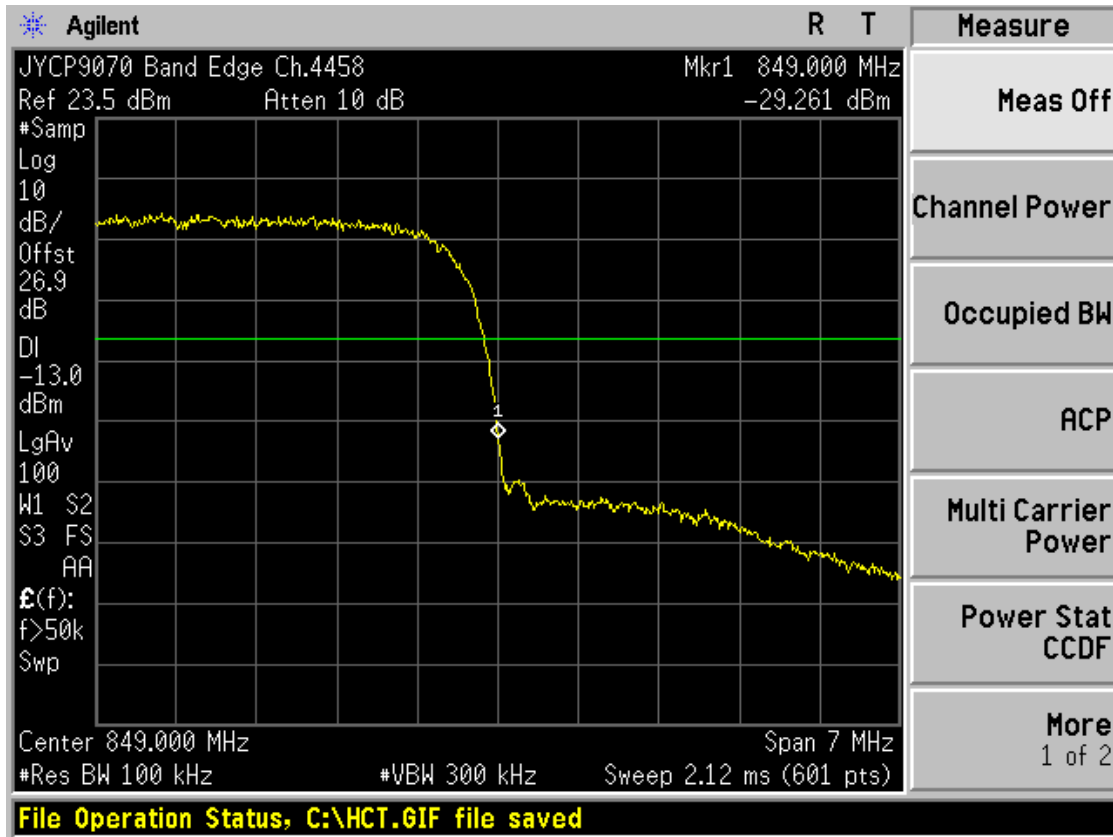
■ EDGE MODE (810 CH.) Block Edge 2



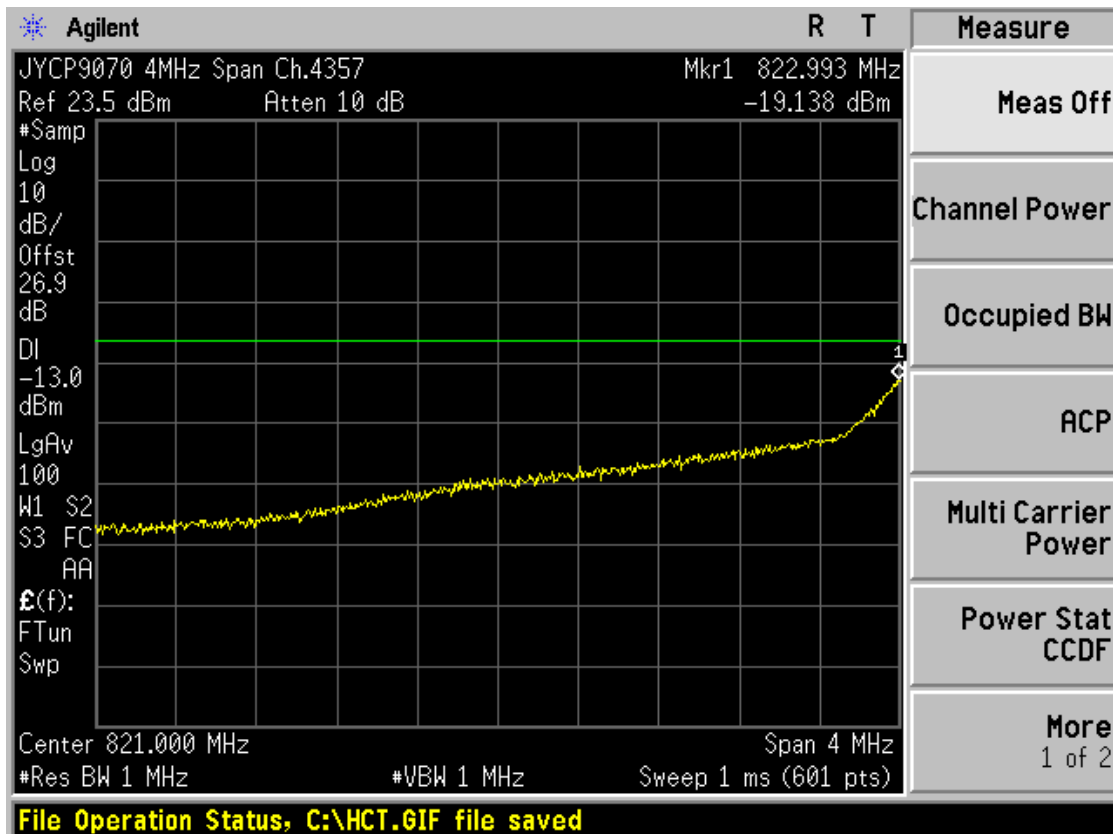
■ WCDMA850 MODE (4132 CH.) Block Edge



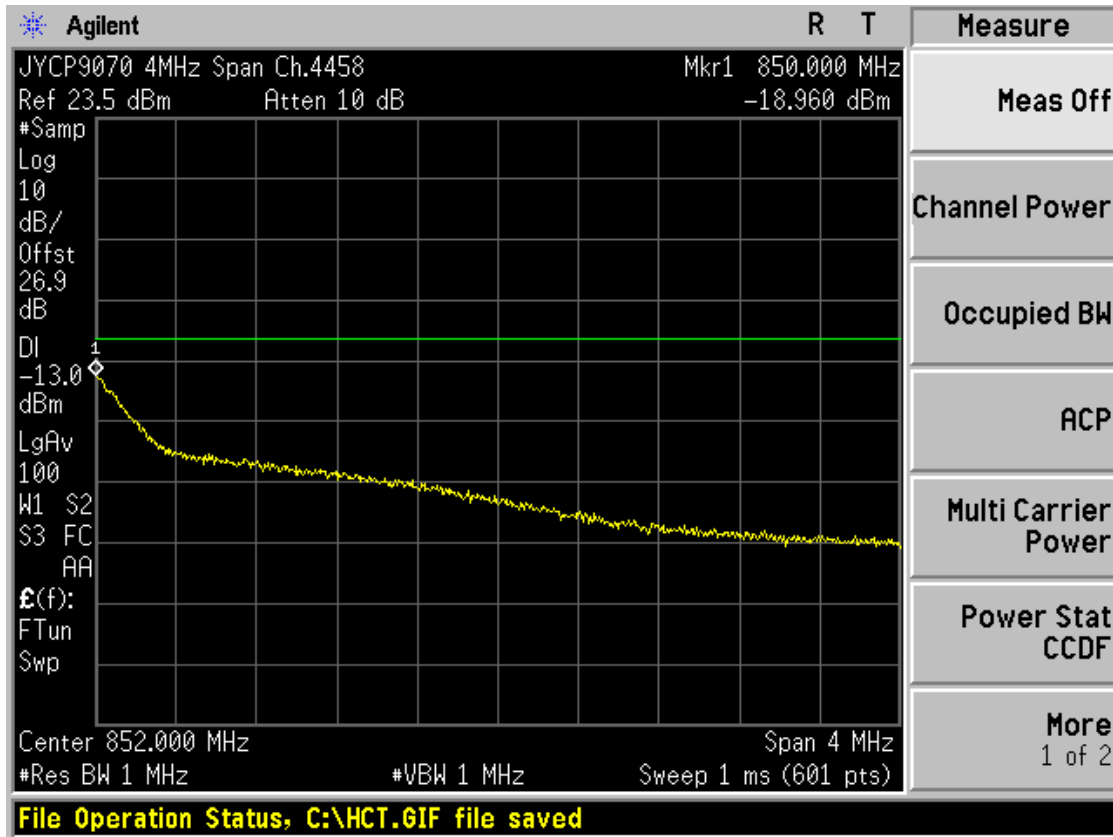
■ WCDMA850MODE (4233 CH.) Block Edge



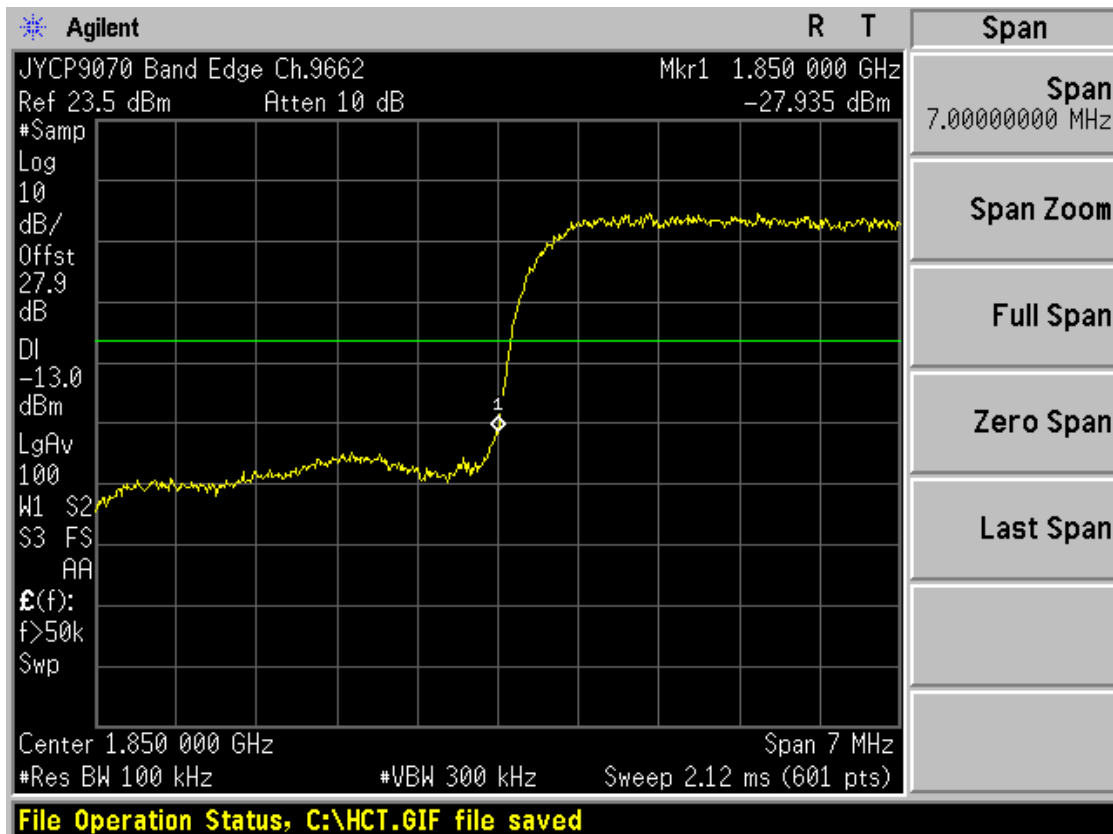
■ WCDMA850 MODE (4132 CH.) – 4 MHz Span



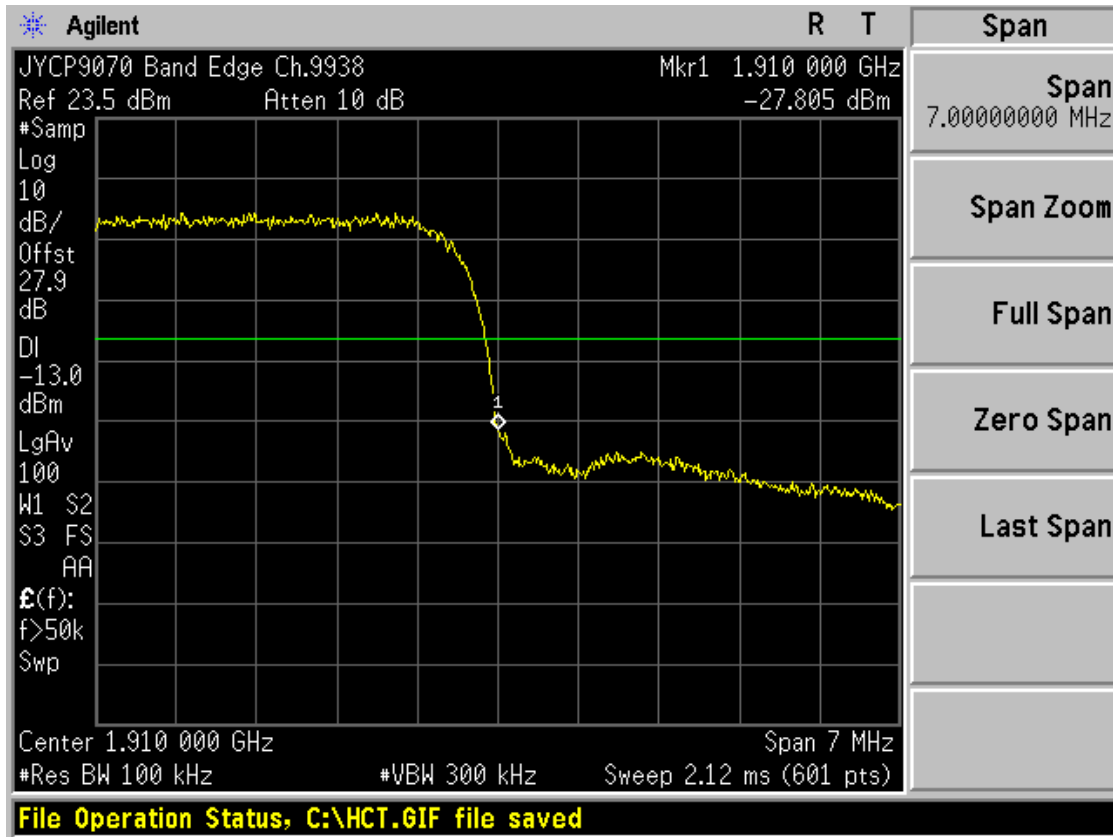
■ WCDMA850MODE (4233 CH.) – 4 MHz Span



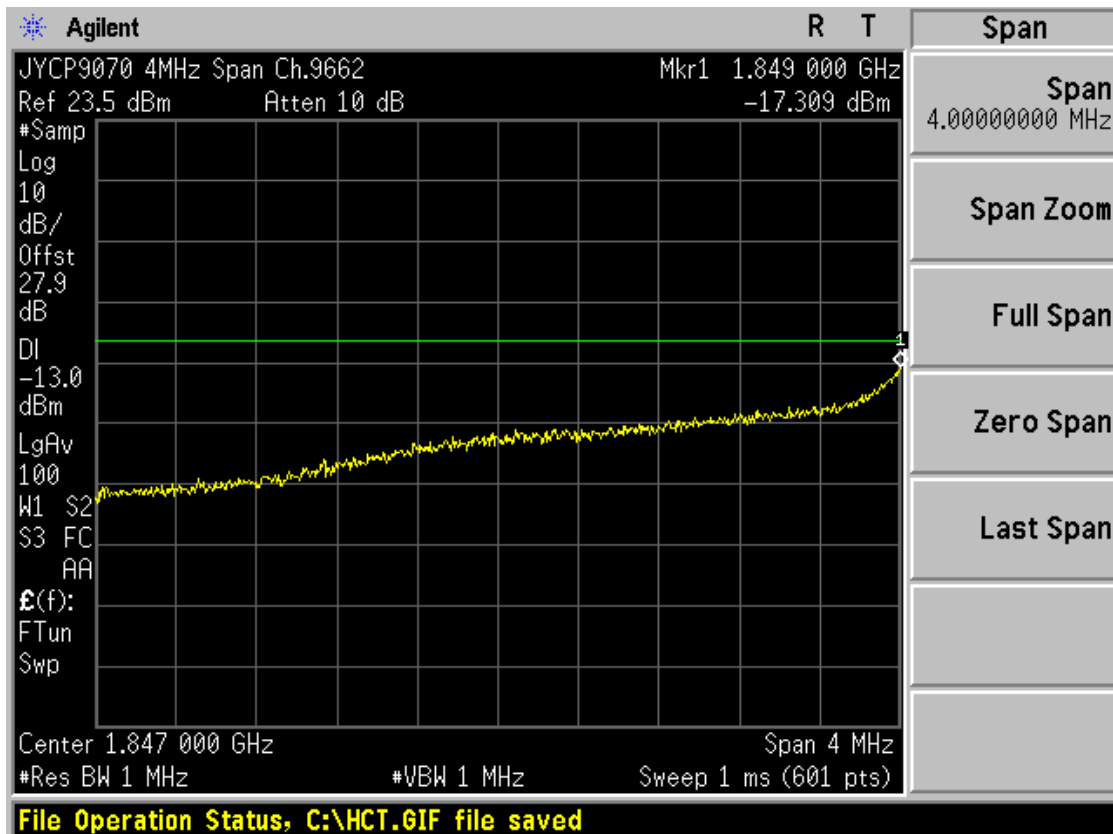
■ WCDMA1900 MODE (9262 CH.) Block Edge



■ WCDMA1900 MODE (9538 CH.) Block Edge



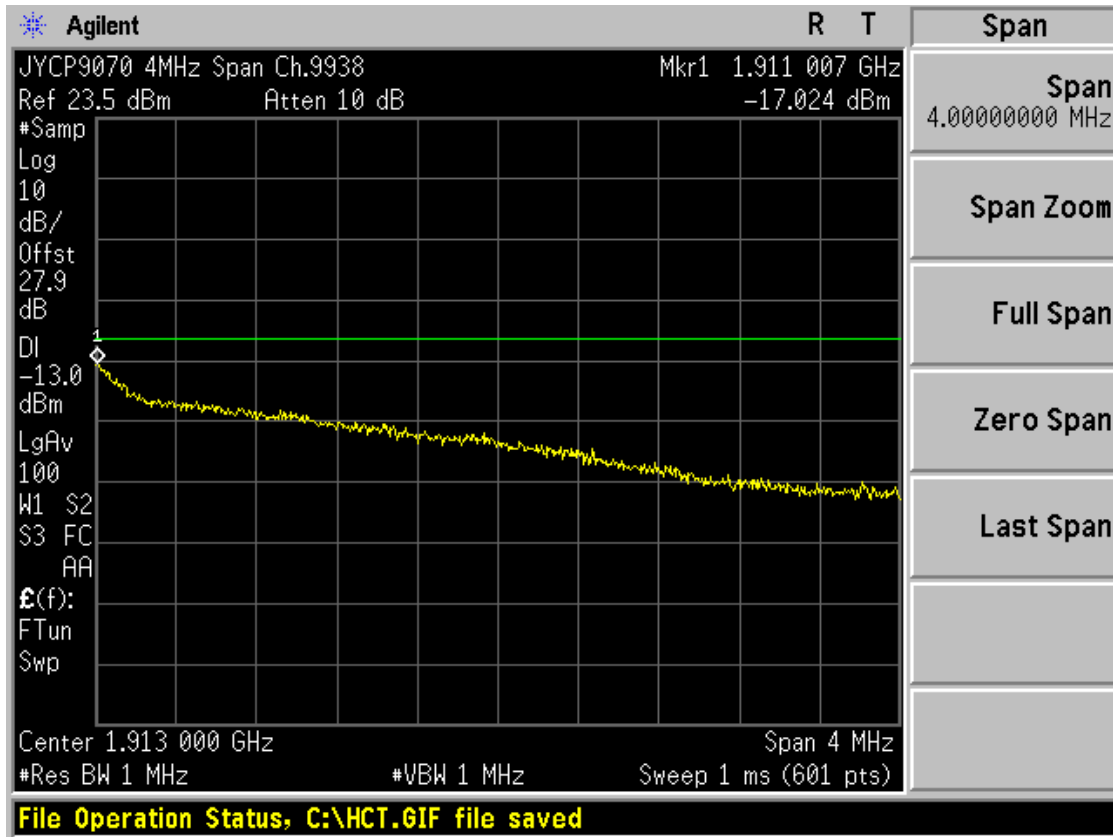
■ WCDMA1900 MODE (9262 CH.) – 4 MHz Span



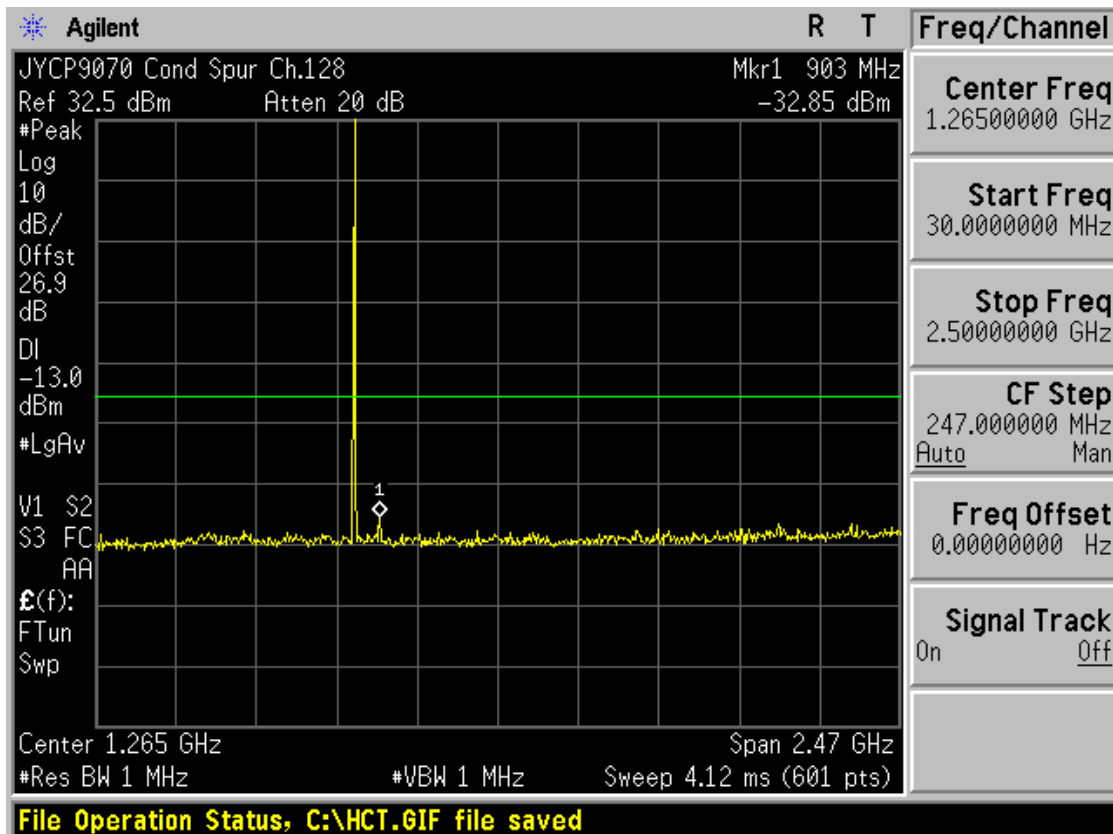
FCC CERTIFICATION REPORT

Test Report No. HCTR1108FR02	Date of Issue: August 2, 2011	EUT Type: GSM/WCDMA/LTE Phone with Bluetooth/WLAN	www.hct.co.kr FCC ID: JYCP9070
---------------------------------	----------------------------------	--	---

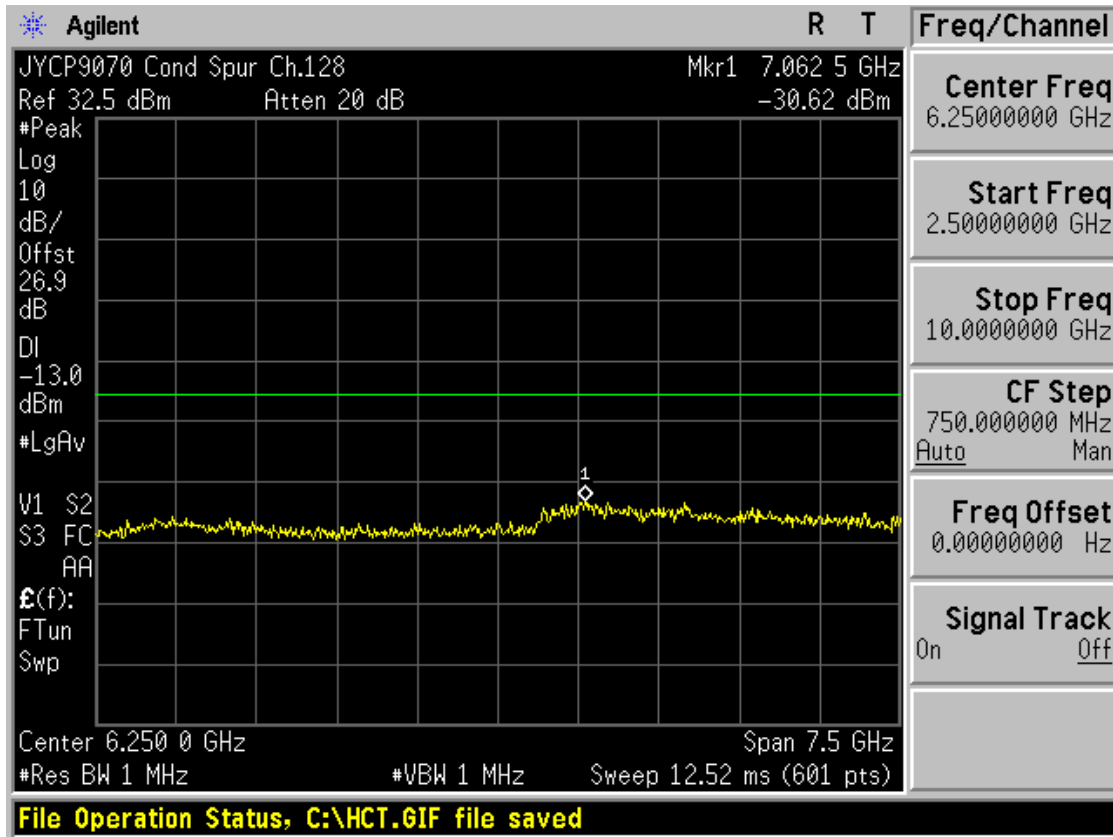
■ WCDMA1900 MODE (9538 CH.) – 4 MHz Span



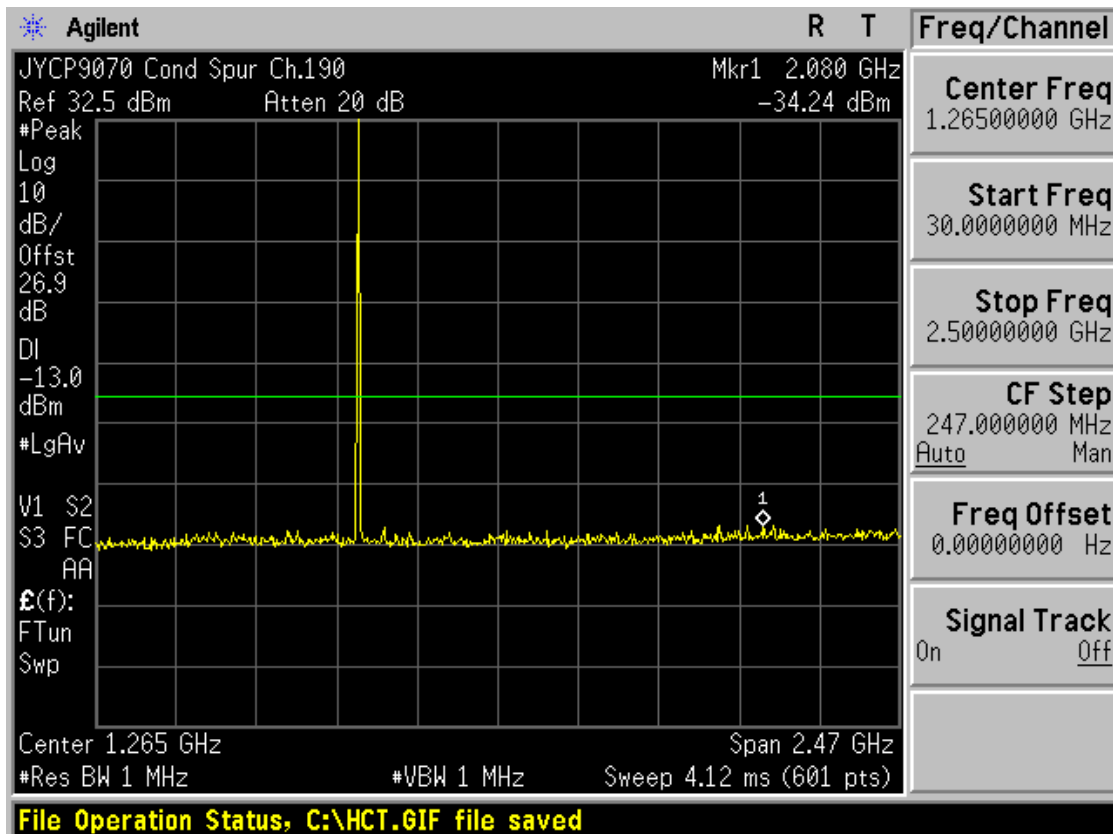
■ GSM850 MODE (128 CH.) Conducted Spurious Emissions1



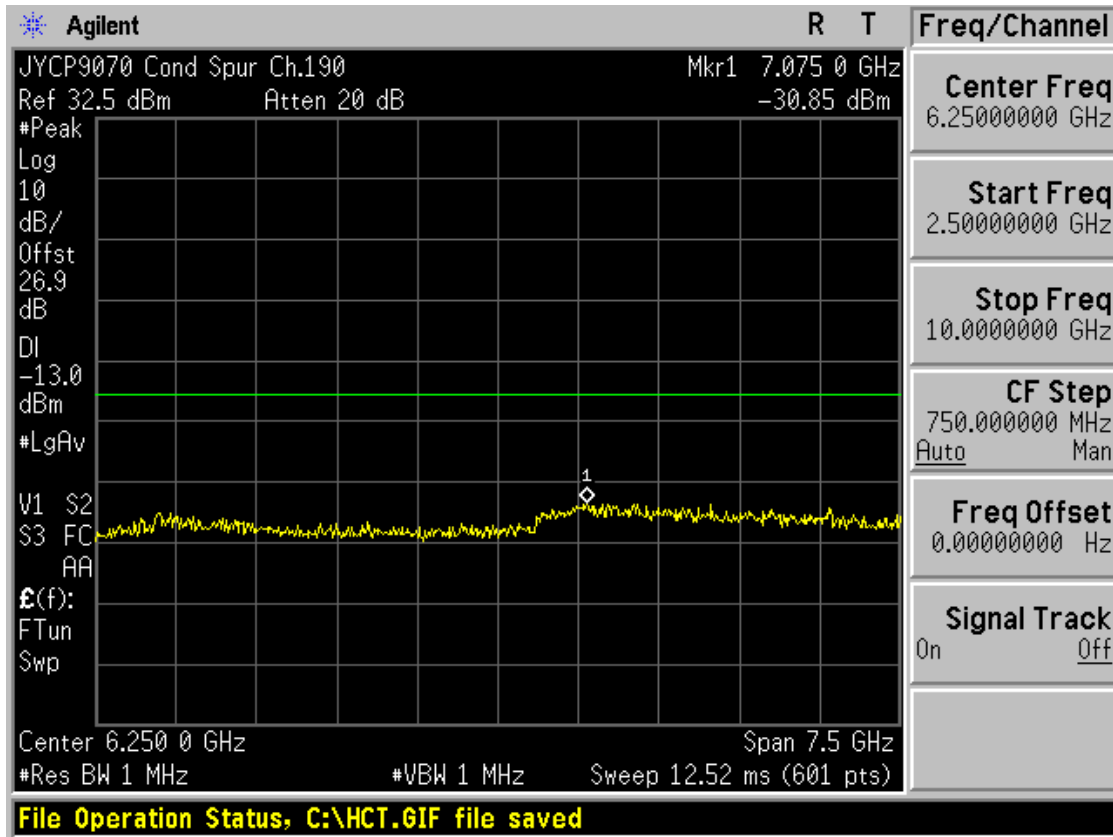
■ GSM850 MODE (128 CH.) Conducted Spurious Emissions2



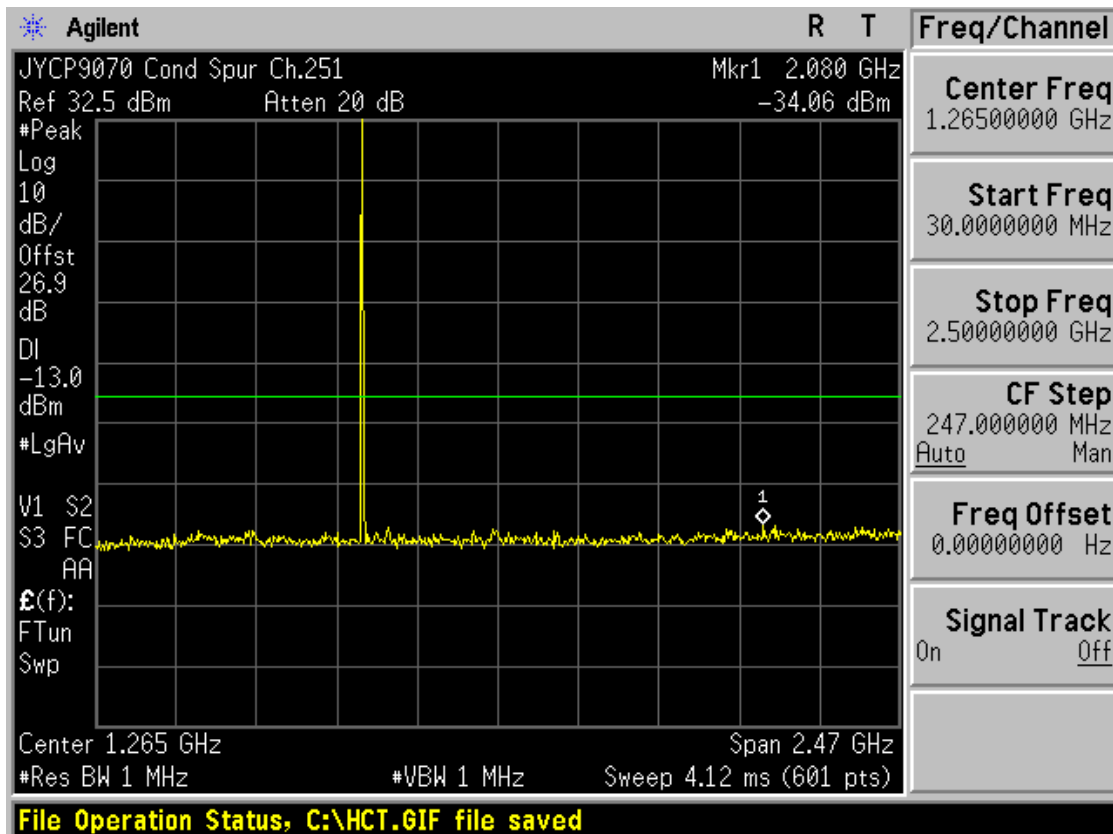
■ GSM850 MODE (190 CH.) Conducted Spurious Emissions1



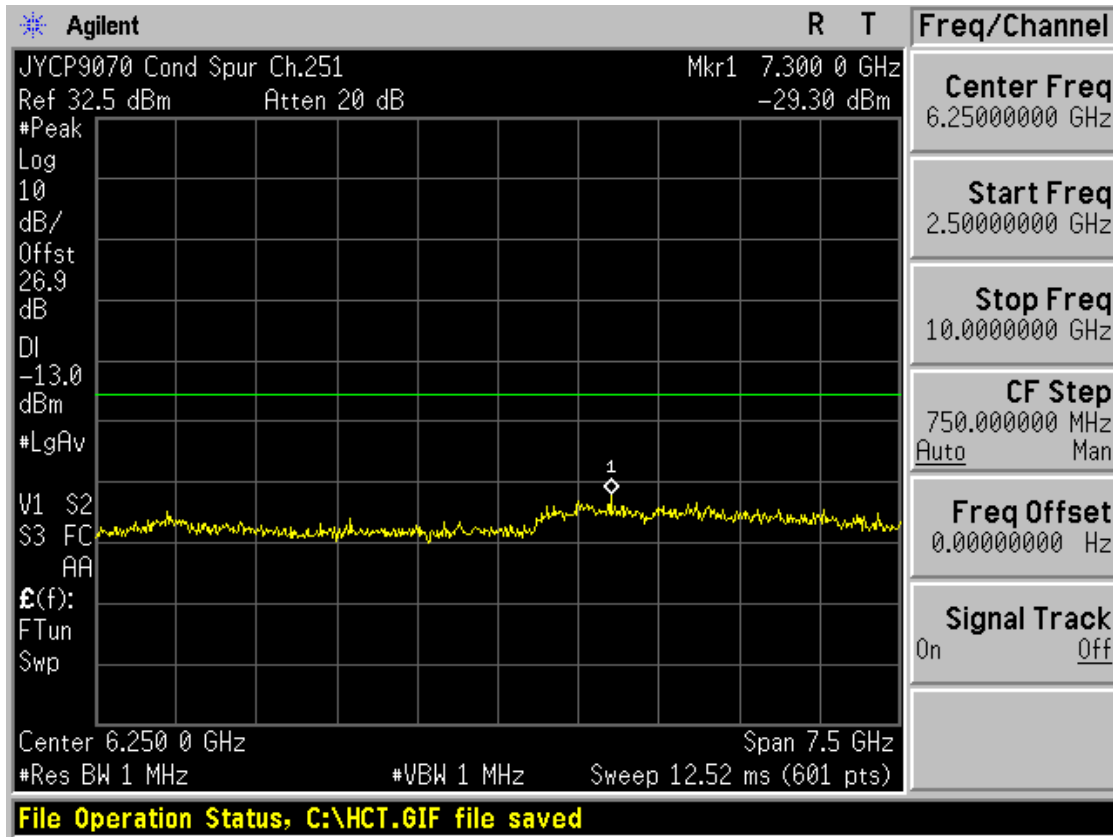
■ GSM850 MODE (190 CH.) Conducted Spurious Emissions2



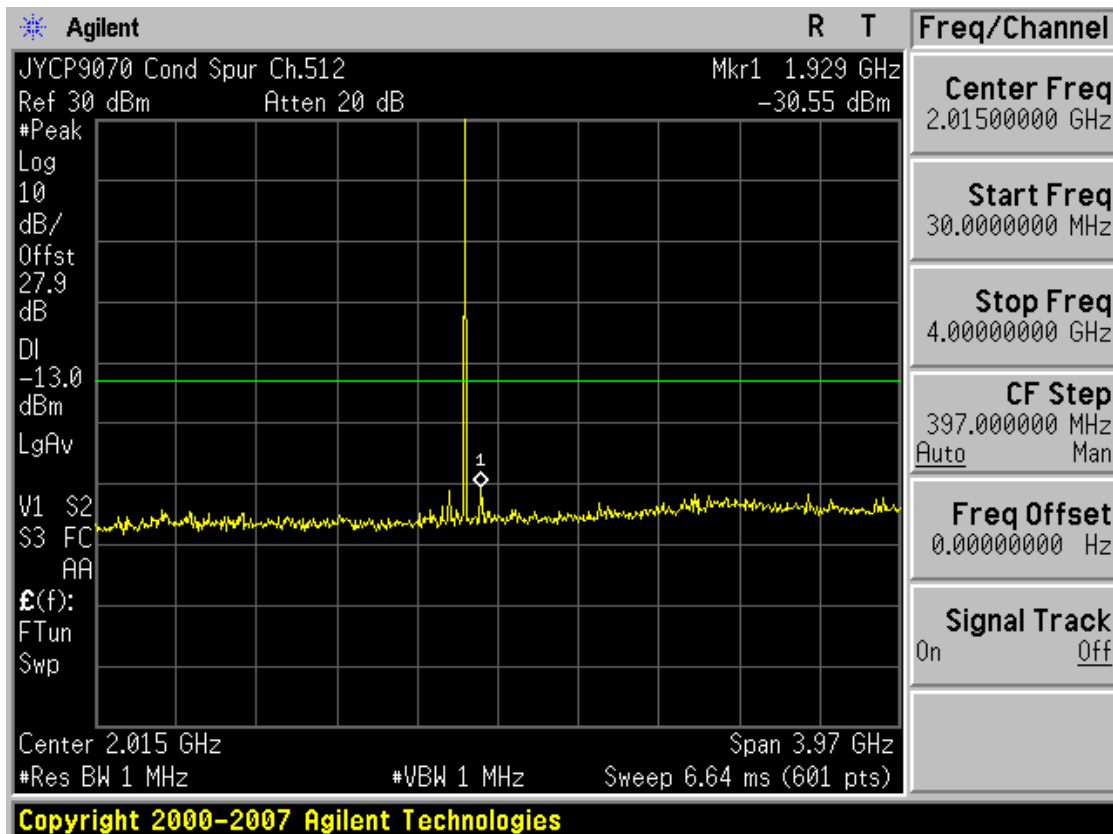
■ GSM850 MODE (251 CH.) Conducted Spurious Emissions1



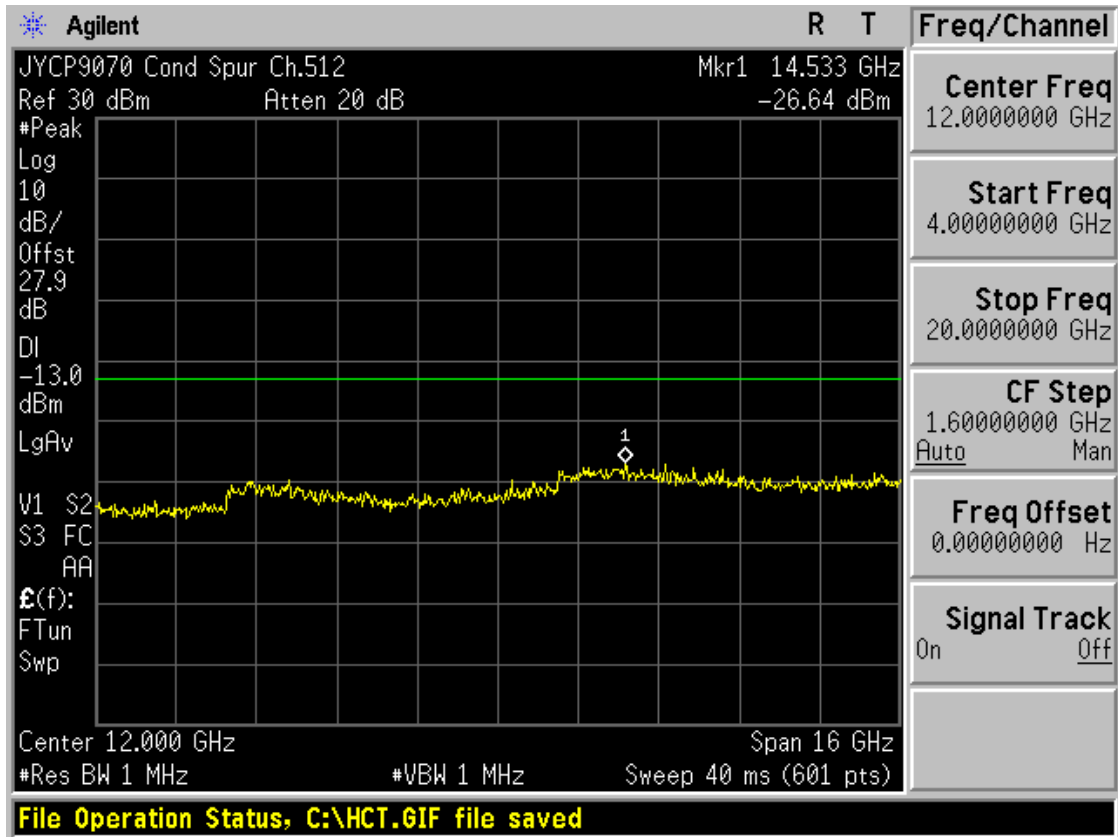
■ GSM850 MODE (251 CH.) Conducted Spurious Emissions2



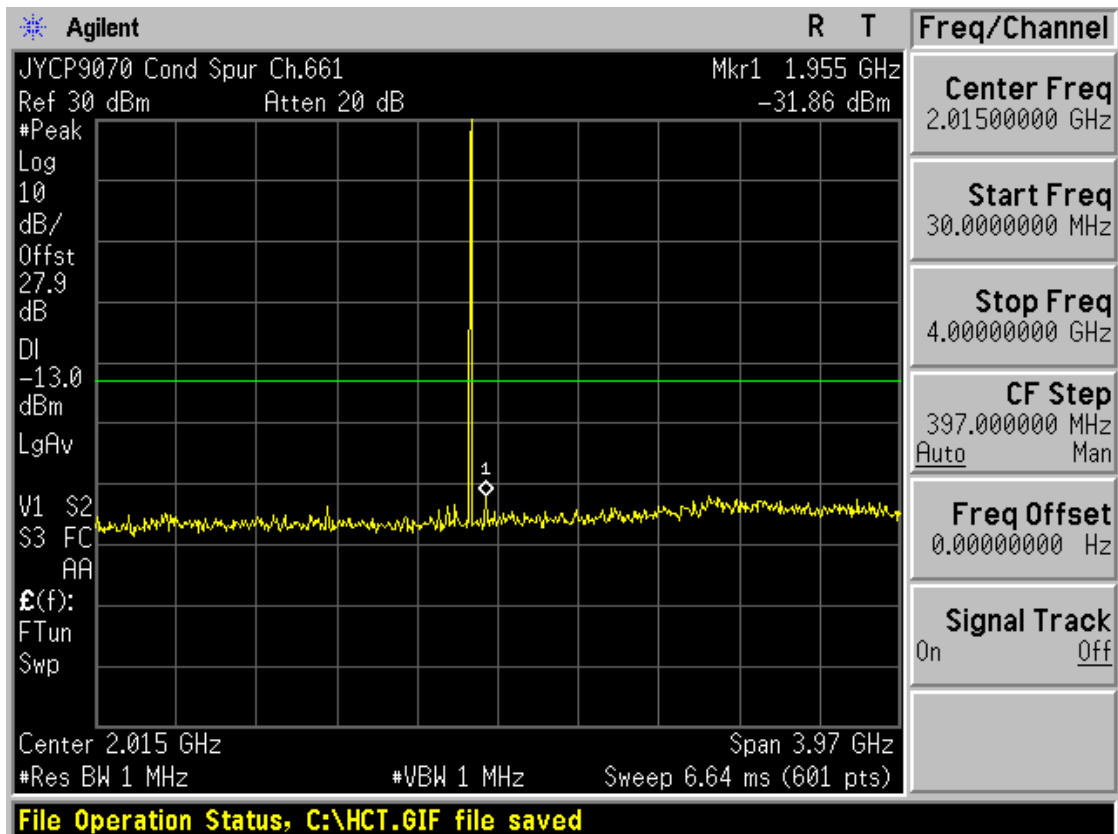
■ GSM1900 MODE (512 CH.) Conducted Spurious Emissions1



■ GSM1900 MODE (512 CH.) Conducted Spurious Emissions2



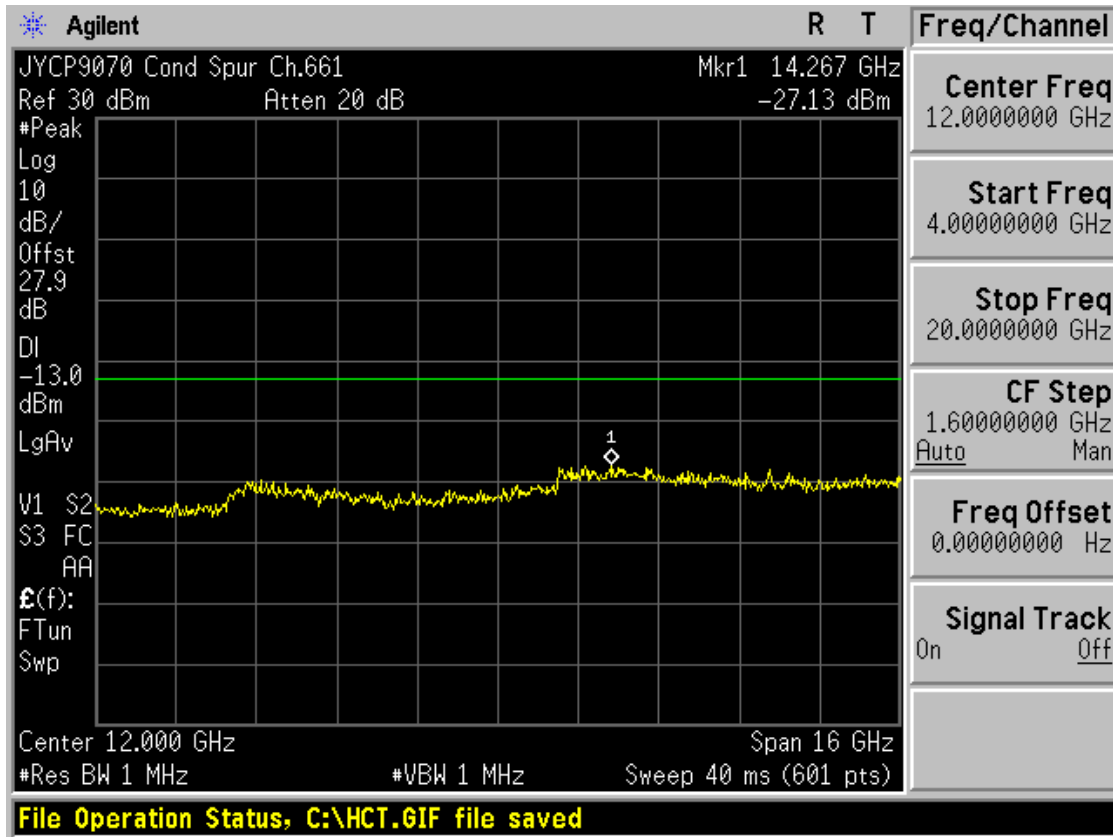
■ GSM1900 MODE (661 CH) Conducted Spurious Emissions1



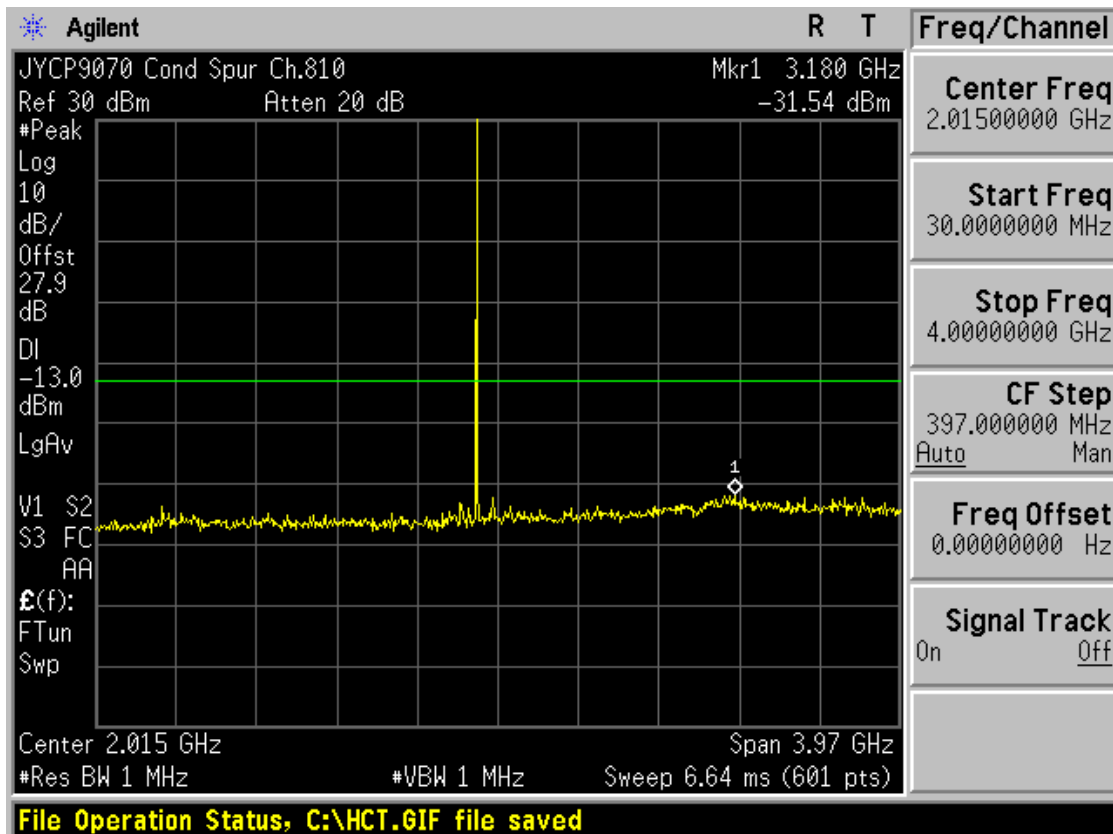
FCC CERTIFICATION REPORT

Test Report No. HCTR1108FR02	Date of Issue: August 2, 2011	EUT Type: GSM/WCDMA/LTE Phone with Bluetooth/WLAN	www.hct.co.kr FCC ID: JYCP9070
---------------------------------	----------------------------------	--	---

■ GSM1900 MODE (661 CH.) Conducted Spurious Emissions2



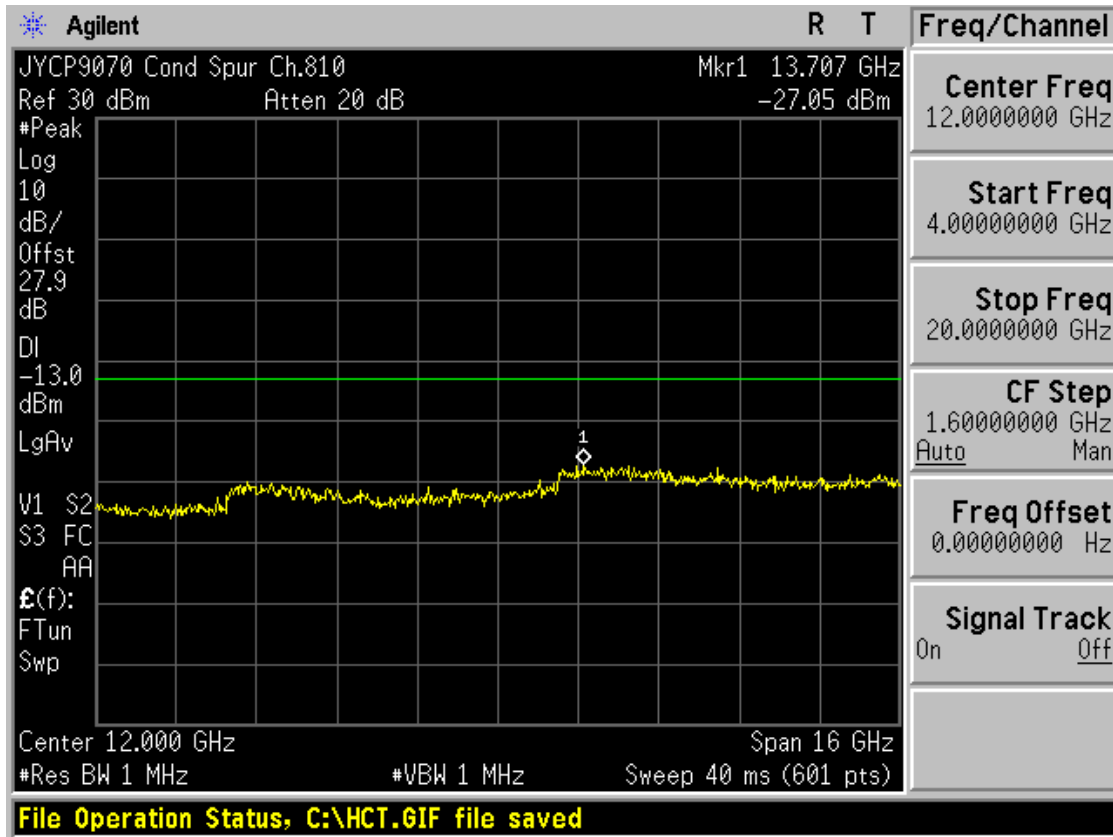
■ GSM1900 MODE (810 CH.) Conducted Spurious Emissions1



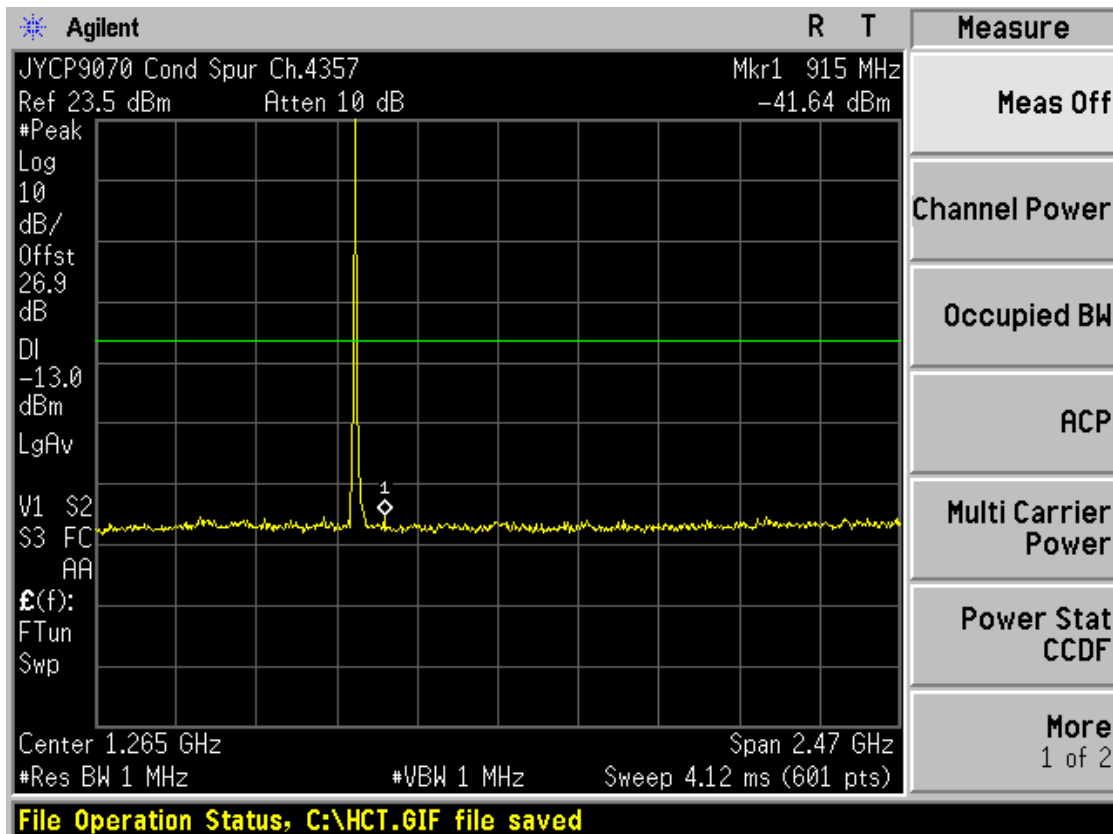
FCC CERTIFICATION REPORT

Test Report No. HCTR1108FR02	Date of Issue: August 2, 2011	EUT Type: GSM/WCDMA/LTE Phone with Bluetooth/WLAN	www.hct.co.kr FCC ID: JYCP9070
---------------------------------	----------------------------------	--	---

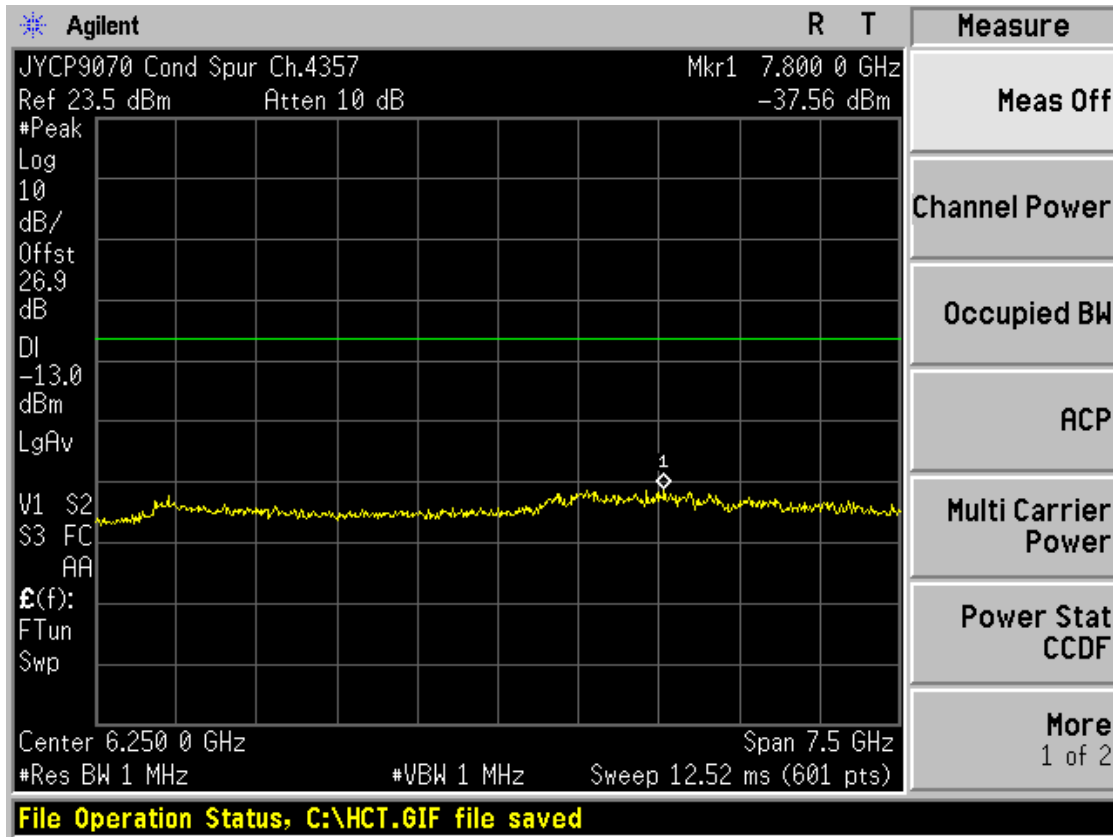
■ GSM1900 MODE (810 CH.) Conducted Spurious Emissions2



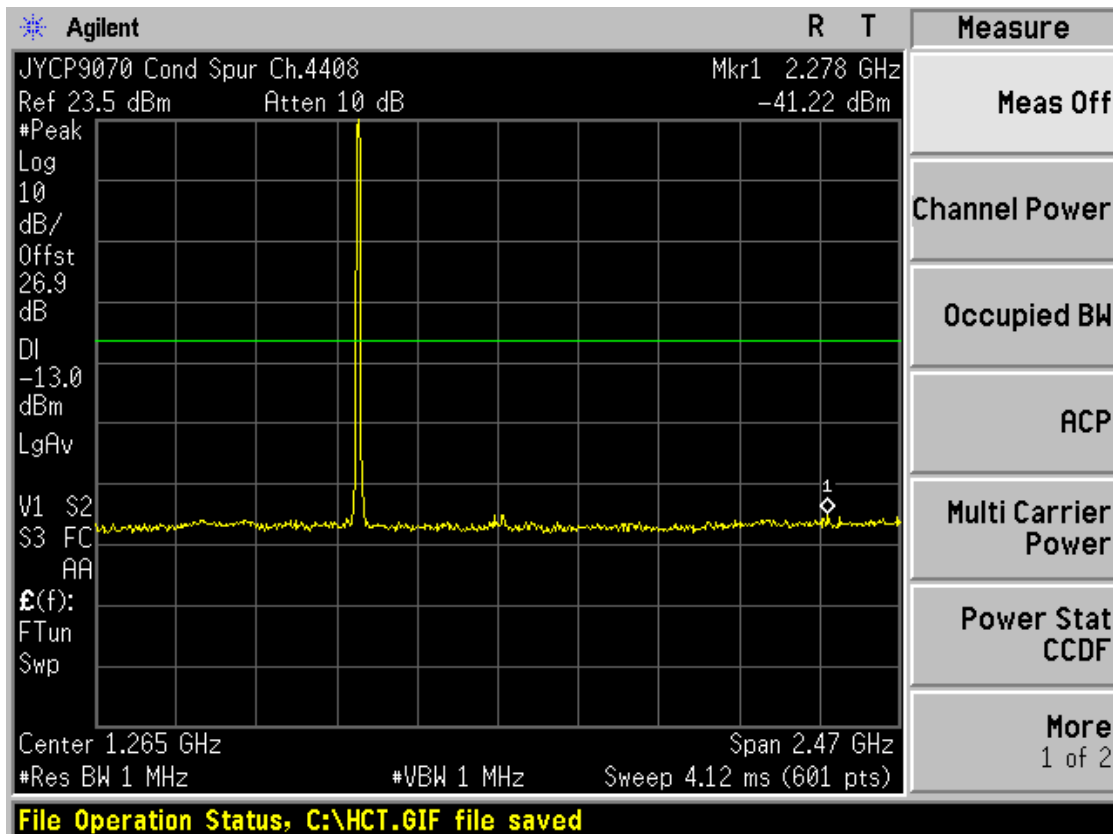
■ WCDMA850 MODE (4132 CH.) Conducted Spurious Emissions1



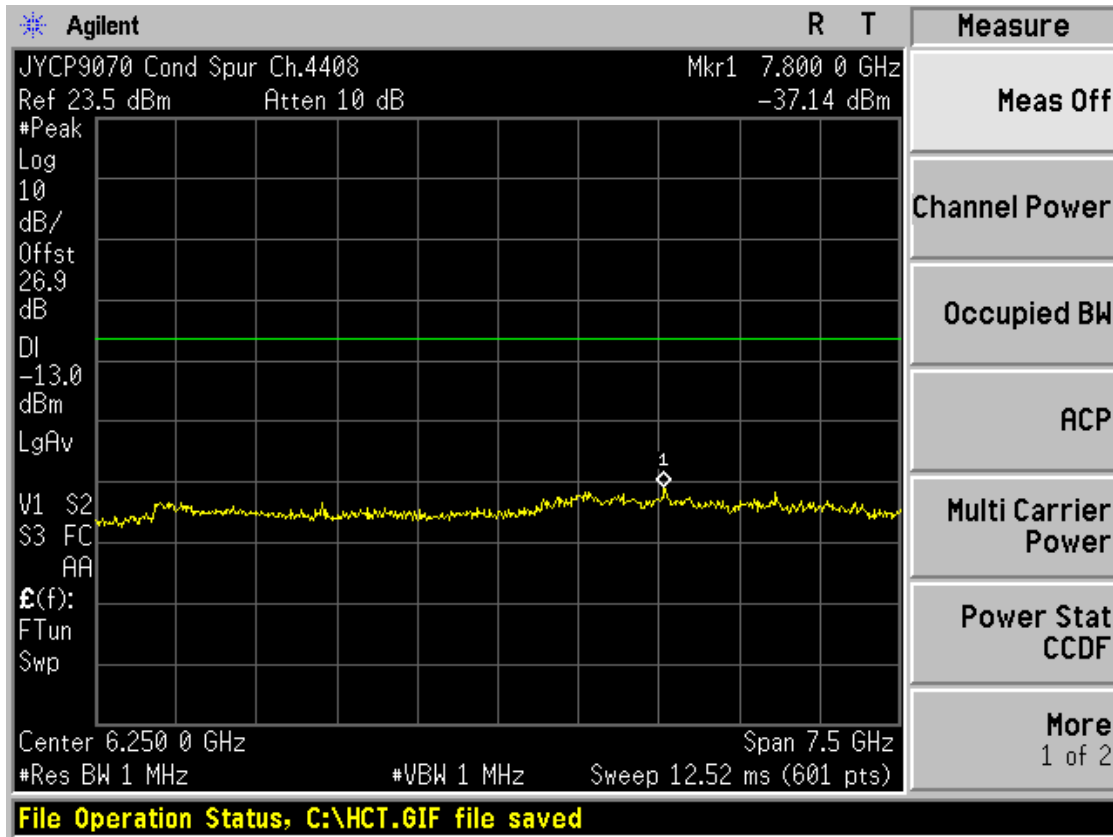
■ WCDMA850 MODE (4132 CH.) Conducted Spurious Emissions2



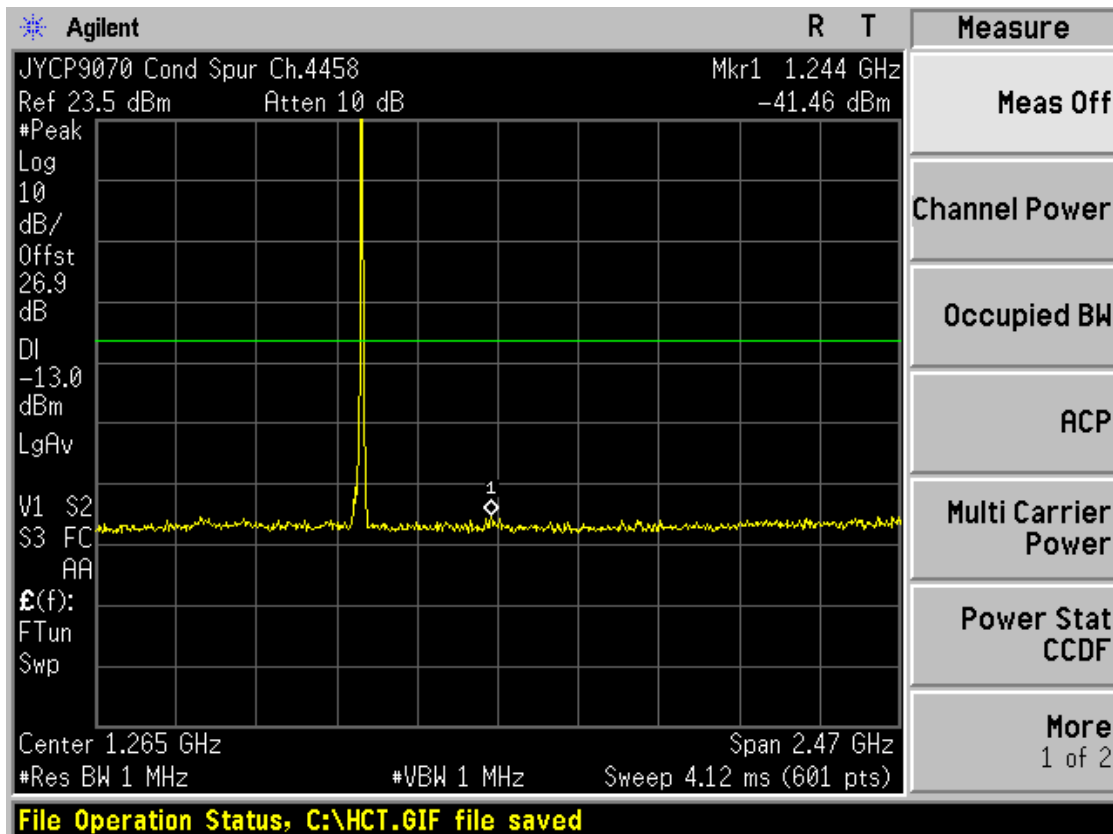
■ WCDMA850 MODE (4183 CH.) Conducted Spurious Emissions1



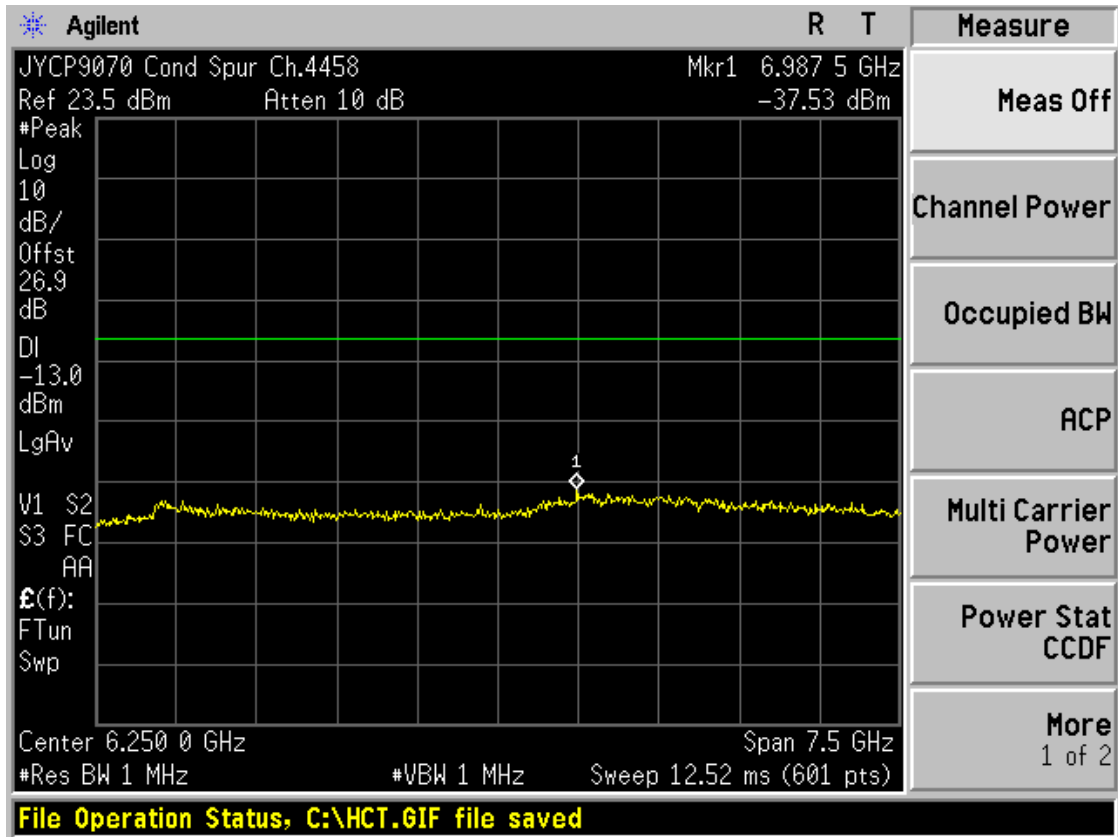
■ WCDMA850 MODE (4183 CH.) Conducted Spurious Emissions2



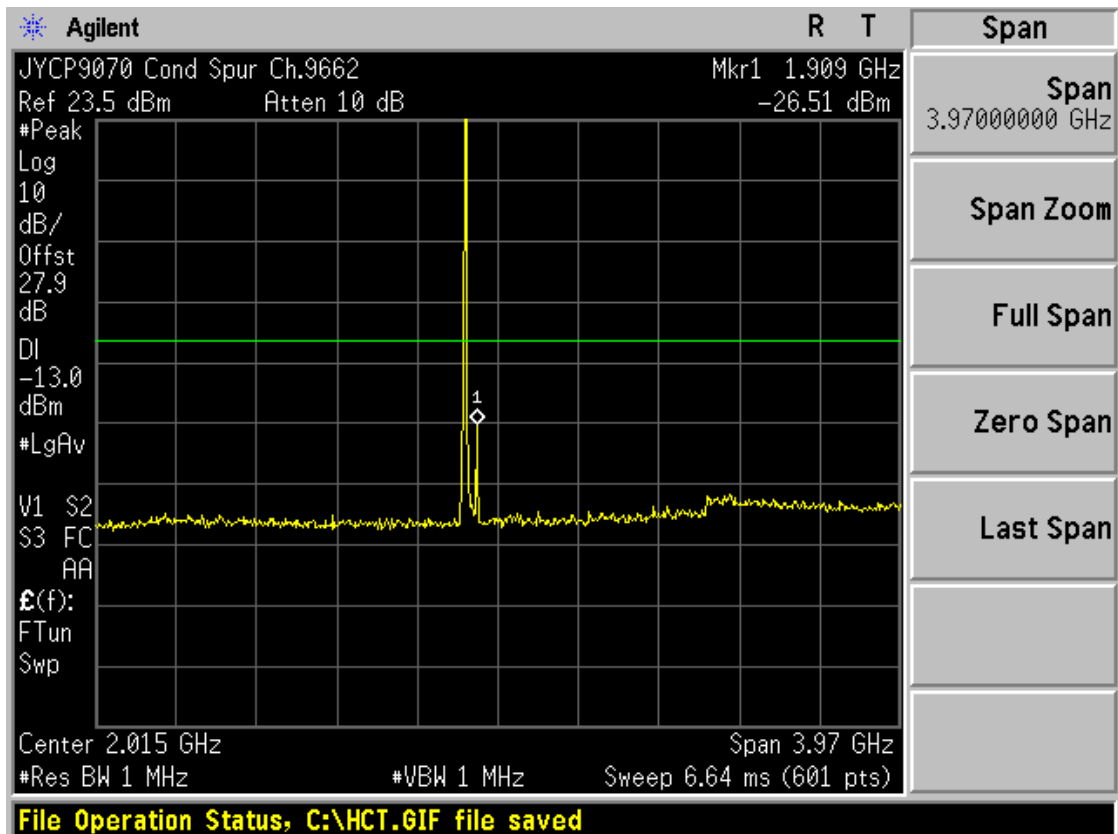
■ WCDMA850MODE (4233 CH.) Conducted Spurious Emissions1



■ WCDMA850MODE (4233 CH.) Conducted Spurious Emissions2

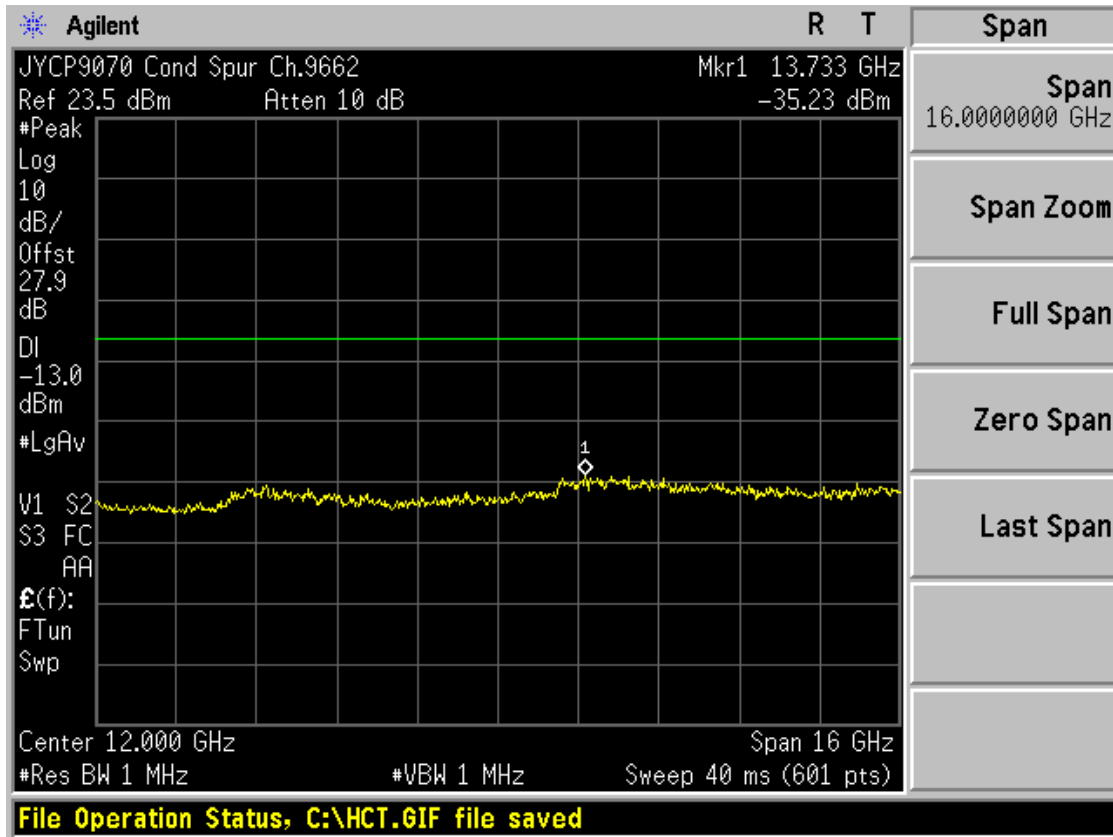


■ WCDMA1900 MODE (9262 CH.) Conducted Spurious Emissions1

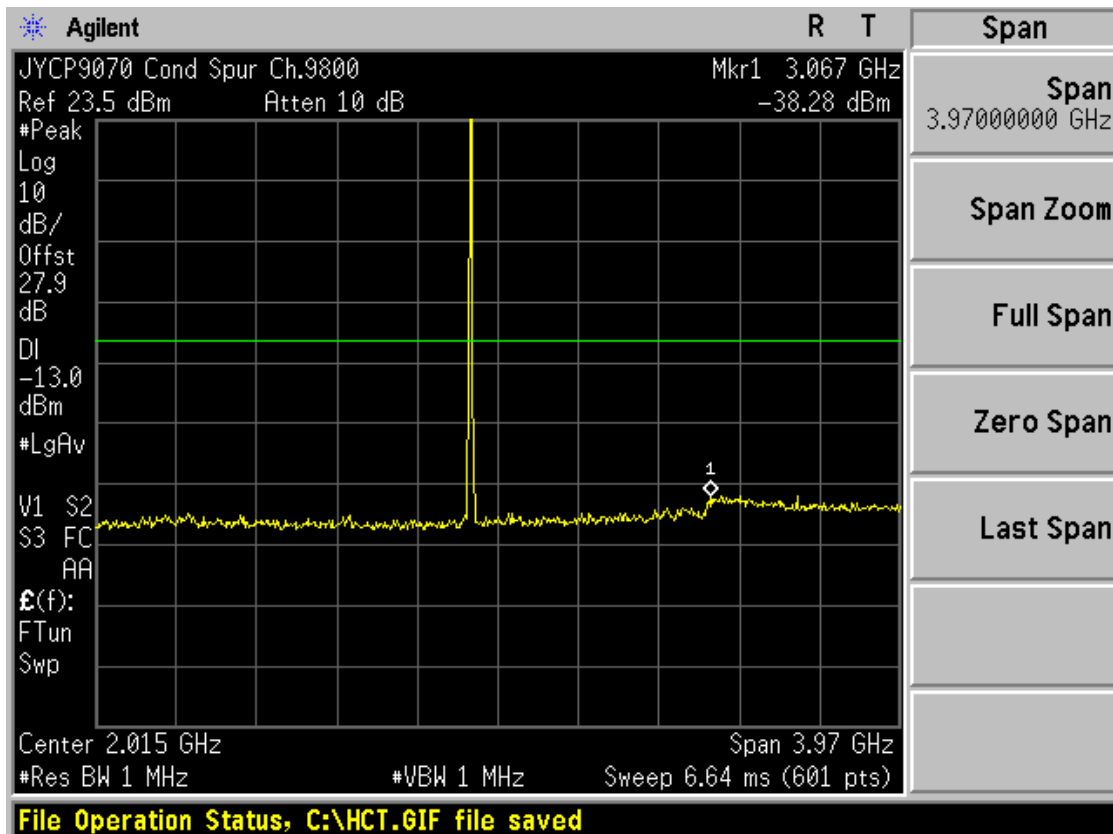


FCC CERTIFICATION REPORT			www.hct.co.kr
Test Report No. HCTR1108FR02	Date of Issue: August 2, 2011	EUT Type: GSM/WCDMA/LTE Phone with Bluetooth/WLAN	FCC ID: JYCP9070

■ WCDMA1900 MODE (9262 CH.) Conducted Spurious Emissions2



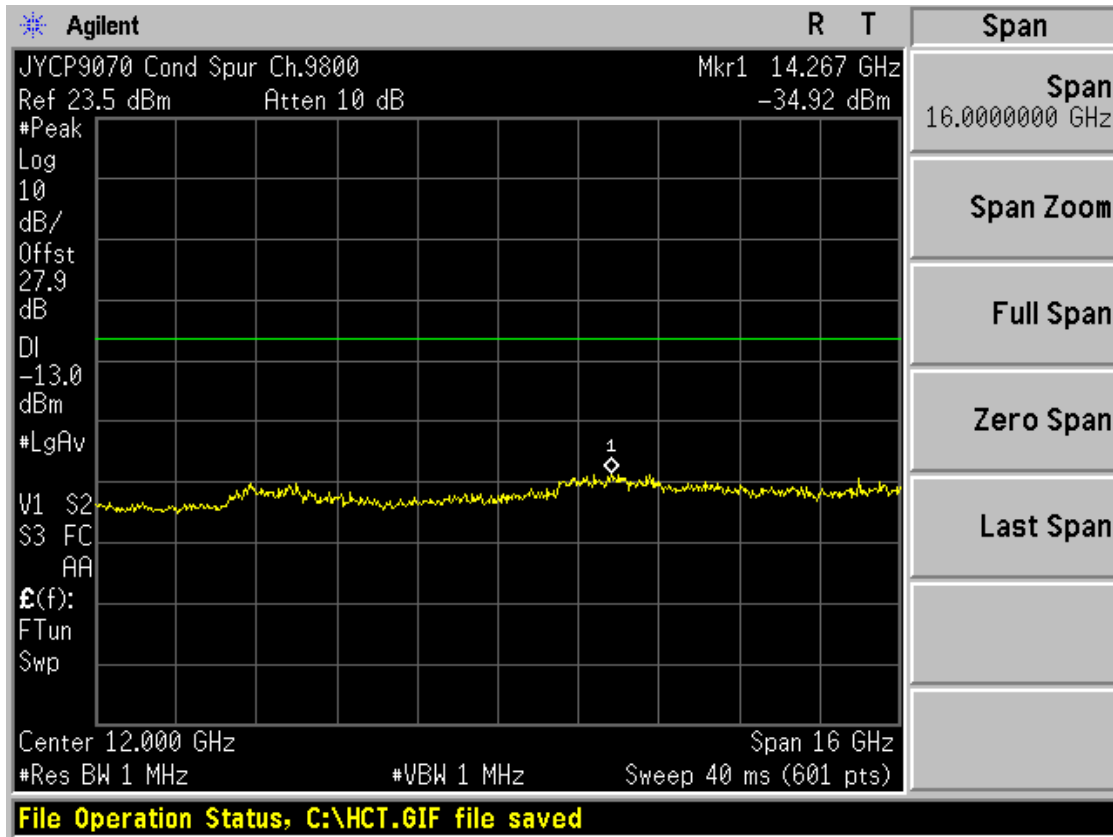
■ WCDMA1900 MODE (9400 CH.) Conducted Spurious Emissions1



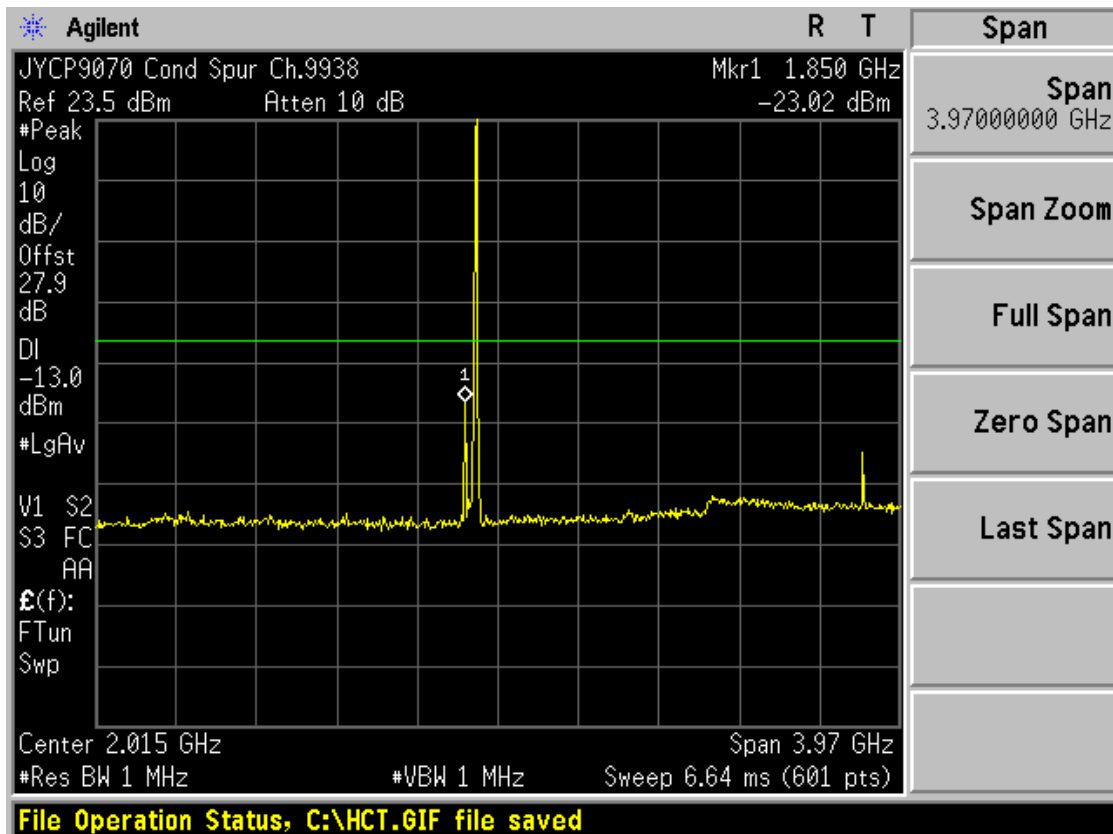
FCC CERTIFICATION REPORT

Test Report No. HCTR1108FR02	Date of Issue: August 2, 2011	EUT Type: GSM/WCDMA/LTE Phone with Bluetooth/WLAN	www.hct.co.kr FCC ID: JYCP9070
---------------------------------	----------------------------------	--	---

■ WCDMA1900 MODE (9400 CH.) Conducted Spurious Emissions2



■ WCDMA1900 MODE (9538 CH.) Conducted Spurious Emissions1



FCC CERTIFICATION REPORT

Test Report No. HCTR1108FR02	Date of Issue: August 2, 2011	EUT Type: GSM/WCDMA/LTE Phone with Bluetooth/WLAN	www.hct.co.kr FCC ID: JYCP9070
---------------------------------	----------------------------------	--	---

■ WCDMA1900 MODE (9538 CH.) Conducted Spurious Emissions2

