

Appendix D

Contour Plots

GSM 850 128CH

DUT: P9060; Type: BAR; Serial: #1

Communication System: GSM 850; Frequency: 824.2 MHz; Duty Cycle: 1:8.3
Medium parameters used: $\sigma = 0$ mho/m, $\epsilon_r = 1$; $\rho = 1$ kg/m³
Phantom section: AMB with Coil Section
Measurement Standard: DASYS4 (High Precision Assessment)

DASY4 Configuration:

- Probe: AM1DV2 - 1013; ; Calibrated: 2006-04-18
- Sensor-Surface: 0mm (Fix Surface)
- Electronics: DAE4 Sn869; Calibrated: 2010-09-21
- Phantom: HAC Test Arch with Coil; Type: SD HAC P01 BA; Serial: 1018
- Measurement SW: DASYS4, V4.7 Build 71; Postprocessing SW: SEMCAD, V1.8 Build 184

Point measurement/x (longitudinal) at max x/ABM Noise(x,y,z) (1x1x1):

Measurement grid: dx=10mm, dy=10mm

Cursor:

ABM2 = -27.1 dB A/m

Location: -7, 0.5, 363.7 mm

Point measurement/x (longitudinal) at max x/ABM SNR(x,y,z) (1x1x1):

Measurement grid: dx=10mm, dy=10mm

Cursor:

ABM1/ABM2 = 27.6 dB

ABM1 comp = 0.500 dB A/m

BWC Factor = 0.151969 dB

Location: -7, 0.5, 363.7 mm

Point measurement/x (longitudinal) at max x/ABM Signal(x,y,z) (1x1x1):

Measurement grid: dx=10mm, dy=10mm

Cursor:

ABM1 comp = 0.500 dB A/m

BWC Factor = 0.151969 dB

Location: -7, 0.5, 363.7 mm

Point measurement/y (transversal) at max y/ABM Noise(x,y,z) (1x1x1):

Measurement grid: dx=10mm, dy=10mm

Cursor:

ABM2 = -29.6 dB A/m

Location: 1.5, -8, 363.7 mm

Point measurement/y (transversal) at max y/ABM SNR(x,y,z) (1x1x1):

Measurement grid: dx=10mm, dy=10mm

Cursor:

ABM1/ABM2 = 28.8 dB

ABM1 comp = -0.839 dB A/m

BWC Factor = 0.151969 dB

Location: 1.5, -8, 363.7 mm

Point measurement/y (transversal) at max y/ABM Signal(x,y,z) (1x1x1):

Measurement grid: dx=10mm, dy=10mm

Cursor:

ABM1 comp = -0.839 dB A/m

BWC Factor = 0.151969 dB

Location: 1.5, -8, 363.7 mm

Scans/z (axial) 15 x 15/ABM Signal(x,y,z) (8x8x1):

Measurement grid: dx=10mm, dy=10mm

Cursor:

ABM1 comp = 6.37 dB A/m

BWC Factor = 0.151969 dB

Location: 1.5, 0.5, 363.7 mm

Point measurement/z (axial) 300-3k response at max/ABM Freq Resp(x,y,z,f) (1x1x1):

Measurement grid: dx=10mm, dy=10mm

Cursor:

Diff = 0.570 dB

BWC Factor = 10.8 dB

Location: 3.2, -1.2, 365 mm

Point measurement/z (axial) at max z/ABM Noise(x,y,z) (1x1x1):

Measurement grid: dx=10mm, dy=10mm

Cursor:

ABM2 = -21.6 dB A/m

Location: 1.5, 0.5, 363.7 mm

Point measurement/z (axial) at max z/ABM SNR(x,y,z) (1x1x1):

Measurement grid: dx=10mm, dy=10mm

Cursor:

ABM1/ABM2 = 29.3 dB

ABM1 comp = 7.69 dB A/m

BWC Factor = 0.151969 dB

Location: 1.5, 0.5, 363.7 mm

Point measurement/z (axial) at max z/ABM Signal(x,y,z) (1x1x1):

Measurement grid: dx=10mm, dy=10mm

Cursor:

ABM1 comp = 7.69 dB A/m

BWC Factor = 0.151969 dB

Location: 1.5, 0.5, 363.7 mm

Scans/z (axial) rough 50 x 50/ABM Signal(x,y,z) (11x11x1):

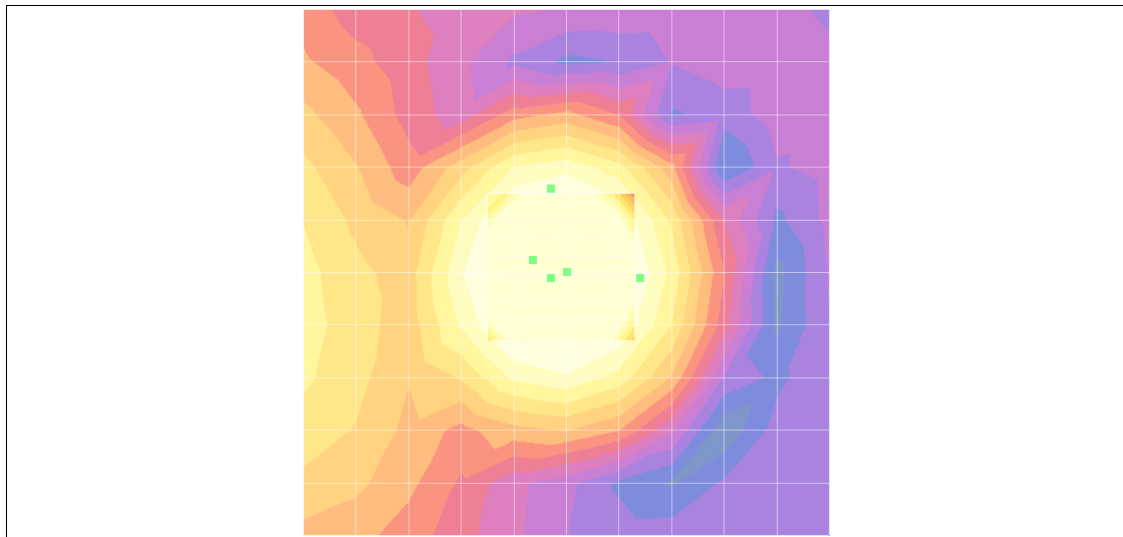
Measurement grid: dx=10mm, dy=10mm

Cursor:

ABM1 comp = 6.34 dB A/m

BWC Factor = 0.151969 dB

Location: 0, 0, 363.7 mm



0 dB = 1.00A/m

GSM 850 190CH

DUT: P9060; Type: BAR; Serial: #1

Communication System: GSM 850; Frequency: 836.6 MHz; Duty Cycle: 1:8.3
Medium parameters used: $\sigma = 0$ mho/m, $\epsilon_r = 1$; $\rho = 1$ kg/m³
Phantom section: AMB with Coil Section
Measurement Standard: DASYS4 (High Precision Assessment)

DASY4 Configuration:

- Probe: AM1DV2 - 1013; ; Calibrated: 2006-04-18
- Sensor-Surface: 0mm (Fix Surface)
- Electronics: DAE4 Sn869; Calibrated: 2010-09-21
- Phantom: HAC Test Arch with Coil; Type: SD HAC P01 BA; Serial: 1018
- Measurement SW: DASYS4, V4.7 Build 71; Postprocessing SW: SEMCAD, V1.8 Build 184

Point measurement/x (longitudinal) at max x/ABM Noise(x,y,z) (1x1x1):

Measurement grid: dx=10mm, dy=10mm

Cursor:

ABM2 = -28.9 dB A/m

Location: -7, 0.5, 363.7 mm

Point measurement/x (longitudinal) at max x/ABM SNR(x,y,z) (1x1x1):

Measurement grid: dx=10mm, dy=10mm

Cursor:

ABM1/ABM2 = 29.6 dB

ABM1 comp = 0.639 dB A/m

BWC Factor = 0.15103 dB

Location: -7, 0.5, 363.7 mm

Point measurement/x (longitudinal) at max x/ABM Signal(x,y,z) (1x1x1):

Measurement grid: dx=10mm, dy=10mm

Cursor:

ABM1 comp = 0.639 dB A/m

BWC Factor = 0.15103 dB

Location: -7, 0.5, 363.7 mm

Point measurement/y (transversal) at max y/ABM Noise(x,y,z) (1x1x1):

Measurement grid: dx=10mm, dy=10mm

Cursor:

ABM2 = -31.3 dB A/m

Location: 1.5, -8, 363.7 mm

Point measurement/y (transversal) at max y/ABM SNR(x,y,z) (1x1x1):

Measurement grid: dx=10mm, dy=10mm

Cursor:

ABM1/ABM2 = 30.7 dB

ABM1 comp = -0.606 dB A/m

BWC Factor = 0.15103 dB

Location: 1.5, -8, 363.7 mm

Point measurement/y (transversal) at max y/ABM Signal(x,y,z) (1x1x1):

Measurement grid: dx=10mm, dy=10mm

Cursor:

ABM1 comp = -0.606 dB A/m

BWC Factor = 0.15103 dB

Location: 1.5, -8, 363.7 mm

Scans/z (axial) 15 x 15/ABM Signal(x,y,z) (8x8x1):

Measurement grid: dx=10mm, dy=10mm

Cursor:

ABM1 comp = 6.34 dB A/m

BWC Factor = 0.151969 dB

Location: 1.5, 0.5, 363.7 mm

Point measurement/z (axial) 300-3k response at max/ABM Freq Resp(x,y,z,f) (1x1x1):

Measurement grid: dx=10mm, dy=10mm

Cursor:

Diff = 0.725 dB

BWC Factor = 10.8 dB

Location: 3.2, -1.2, 365 mm

Point measurement/z (axial) at max z/ABM Noise(x,y,z) (1x1x1):

Measurement grid: dx=10mm, dy=10mm

Cursor:

ABM2 = -23.1 dB A/m

Location: 1.5, 0.5, 363.7 mm

Point measurement/z (axial) at max z/ABM SNR(x,y,z) (1x1x1):

Measurement grid: dx=10mm, dy=10mm

Cursor:

ABM1/ABM2 = 30.7 dB

ABM1 comp = 7.61 dB A/m

BWC Factor = 0.15103 dB

Location: 1.5, 0.5, 363.7 mm

Point measurement/z (axial) at max z/ABM Signal(x,y,z) (1x1x1):

Measurement grid: dx=10mm, dy=10mm

Cursor:

ABM1 comp = 7.61 dB A/m

BWC Factor = 0.15103 dB

Location: 1.5, 0.5, 363.7 mm

Scans/z (axial) rough 50 x 50/ABM Signal(x,y,z) (11x11x1):

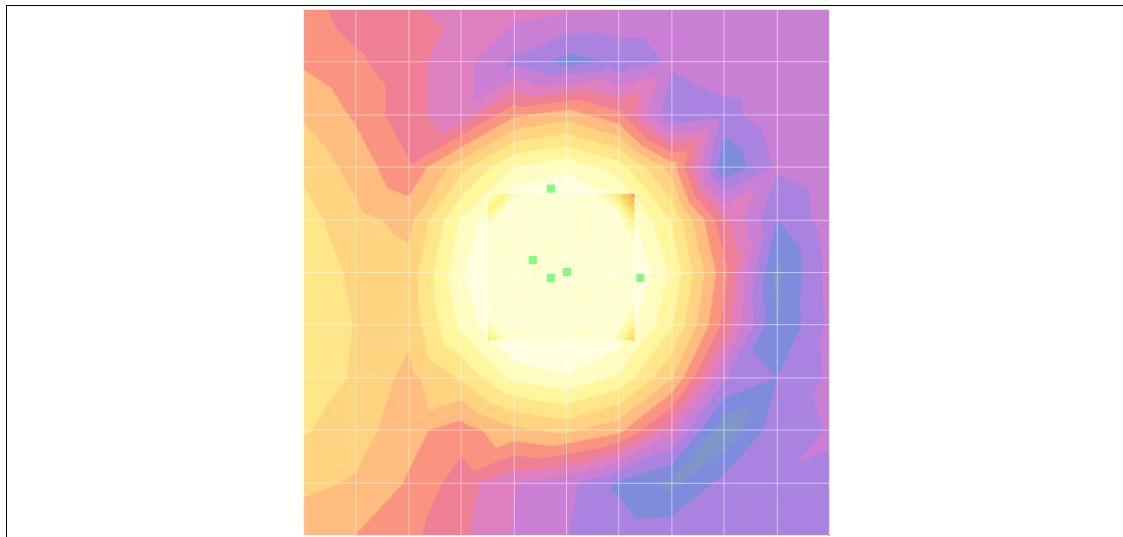
Measurement grid: dx=10mm, dy=10mm

Cursor:

ABM1 comp = 6.33 dB A/m

BWC Factor = 0.151969 dB

Location: 0, 0, 363.7 mm



0 dB = 1.00A/m

GSM 850 251CH

DUT: P9060; Type: BAR; Serial: #1

Communication System: GSM 850; Frequency: 848.8 MHz; Duty Cycle: 1:8.3
Medium parameters used: $\sigma = 0$ mho/m, $\epsilon_r = 1$; $\rho = 1$ kg/m³
Phantom section: AMB with Coil Section
Measurement Standard: DASYS4 (High Precision Assessment)

DASY4 Configuration:

- Probe: AM1DV2 - 1013; ; Calibrated: 2006-04-18
- Sensor-Surface: 0mm (Fix Surface)
- Electronics: DAE4 Sn869; Calibrated: 2010-09-21
- Phantom: HAC Test Arch with Coil; Type: SD HAC P01 BA; Serial: 1018
- Measurement SW: DASYS4, V4.7 Build 71; Postprocessing SW: SEMCAD, V1.8 Build 184

Point measurement/x (longitudinal) at max x/ABM Noise(x,y,z) (1x1x1):

Measurement grid: dx=10mm, dy=10mm

Cursor:

ABM2 = -29.3 dB A/m

Location: -7, -1.5, 363.7 mm

Point measurement/x (longitudinal) at max x/ABM SNR(x,y,z) (1x1x1):

Measurement grid: dx=10mm, dy=10mm

Cursor:

ABM1/ABM2 = 29.9 dB

ABM1 comp = 0.576 dB A/m

BWC Factor = 0.151969 dB

Location: -7, -1.5, 363.7 mm

Point measurement/x (longitudinal) at max x/ABM Signal(x,y,z) (1x1x1):

Measurement grid: dx=10mm, dy=10mm

Cursor:

ABM1 comp = 0.576 dB A/m

BWC Factor = 0.151969 dB

Location: -7, -1.5, 363.7 mm

Point measurement/y (transversal) at max y/ABM Noise(x,y,z) (1x1x1):

Measurement grid: dx=10mm, dy=10mm

Cursor:

ABM2 = -31.5 dB A/m

Location: 1.5, -8, 363.7 mm

Point measurement/y (transversal) at max y/ABM SNR(x,y,z) (1x1x1):

Measurement grid: dx=10mm, dy=10mm

Cursor:

ABM1/ABM2 = 30.6 dB

ABM1 comp = -0.822 dB A/m

BWC Factor = 0.151969 dB

Location: 1.5, -8, 363.7 mm

Point measurement/y (transversal) at max y/ABM Signal(x,y,z) (1x1x1):

Measurement grid: dx=10mm, dy=10mm

Cursor:

ABM1 comp = -0.822 dB A/m

BWC Factor = 0.151969 dB

Location: 1.5, -8, 363.7 mm

Scans/z (axial) 15 x 15/ABM Signal(x,y,z) (8x8x1):

Measurement grid: dx=10mm, dy=10mm

Cursor:

ABM1 comp = 6.47 dB A/m

BWC Factor = 0.151969 dB

Location: 1.5, 0.5, 363.7 mm

Point measurement/z (axial) 300-3k response at max/ABM Freq Resp(x,y,z,f) (1x1x1):

Measurement grid: dx=10mm, dy=10mm

Cursor:

Diff = 1.03 dB

BWC Factor = 10.8 dB

Location: 3.2, -1.2, 365 mm

Point measurement/z (axial) at max z/ABM Noise(x,y,z) (1x1x1):

Measurement grid: dx=10mm, dy=10mm

Cursor:

ABM2 = -23.5 dB A/m

Location: 1.5, 0.5, 363.7 mm

Point measurement/z (axial) at max z/ABM SNR(x,y,z) (1x1x1):

Measurement grid: dx=10mm, dy=10mm

Cursor:

ABM1/ABM2 = 31.3 dB

ABM1 comp = 7.86 dB A/m

BWC Factor = 0.151969 dB

Location: 1.5, 0.5, 363.7 mm

Point measurement/z (axial) at max z/ABM Signal(x,y,z) (1x1x1):

Measurement grid: dx=10mm, dy=10mm

Cursor:

ABM1 comp = 7.86 dB A/m

BWC Factor = 0.151969 dB

Location: 1.5, 0.5, 363.7 mm

Scans/z (axial) rough 50 x 50/ABM Signal(x,y,z) (11x11x1):

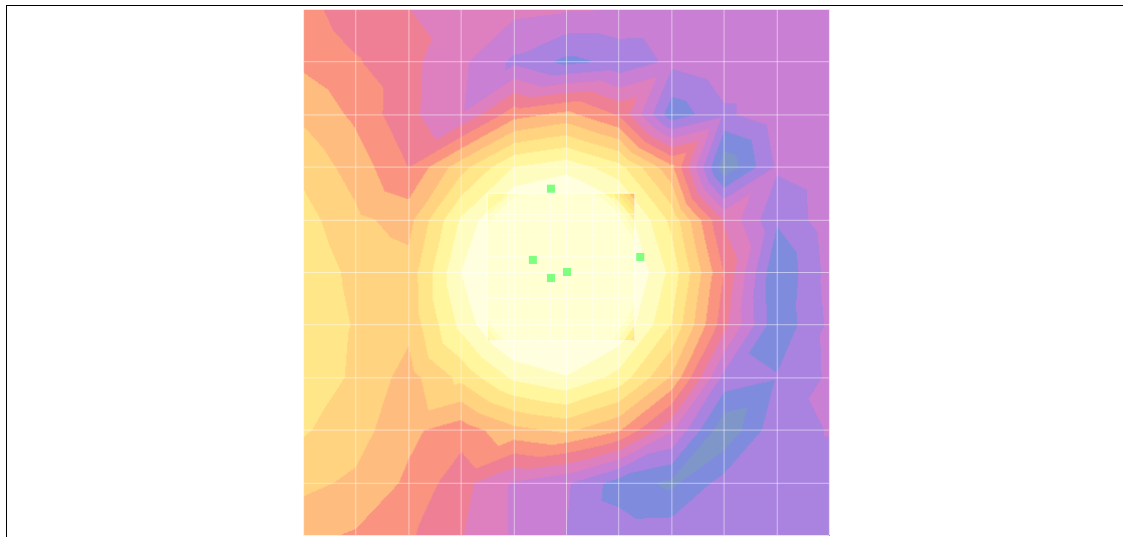
Measurement grid: dx=10mm, dy=10mm

Cursor:

ABM1 comp = 6.47 dB A/m

BWC Factor = 0.151969 dB

Location: 0, 0, 363.7 mm



0 dB = 1.00A/m

GSM1900 512CH

DUT: P9060; Type: BAR; Serial: #1

Communication System: GSM 1900; Frequency: 1850.2 MHz; Duty Cycle: 1:8.3
Medium parameters used: $\sigma = 0$ mho/m, $\epsilon_r = 1$; $\rho = 1$ kg/m³
Phantom section: AMB with Coil Section
Measurement Standard: DASYS4 (High Precision Assessment)

DASY4 Configuration:

- Probe: AM1DV2 - 1013; ; Calibrated: 2006-04-18
- Sensor-Surface: 0mm (Fix Surface)
- Electronics: DAE4 Sn869; Calibrated: 2010-09-21
- Phantom: HAC Test Arch with Coil; Type: SD HAC P01 BA; Serial: 1018
- Measurement SW: DASYS4, V4.7 Build 71; Postprocessing SW: SEMCAD, V1.8 Build 184

Point measurement/x (longitudinal) at max x/ABM Noise(x,y,z) (1x1x1):

Measurement grid: dx=10mm, dy=10mm

Cursor:

ABM2 = -33.8 dB A/m

Location: -7, 0.5, 363.7 mm

Point measurement/x (longitudinal) at max x/ABM SNR(x,y,z) (1x1x1):

Measurement grid: dx=10mm, dy=10mm

Cursor:

ABM1/ABM2 = 34.2 dB

ABM1 comp = 0.418 dB A/m

BWC Factor = 0.151969 dB

Location: -7, 0.5, 363.7 mm

Point measurement/x (longitudinal) at max x/ABM Signal(x,y,z) (1x1x1):

Measurement grid: dx=10mm, dy=10mm

Cursor:

ABM1 comp = 0.418 dB A/m

BWC Factor = 0.151969 dB

Location: -7, 0.5, 363.7 mm

Point measurement/y (transversal) at max y/ABM Noise(x,y,z) (1x1x1):

Measurement grid: dx=10mm, dy=10mm

Cursor:

ABM2 = -44.2 dB A/m

Location: 1.5, 8, 363.7 mm

Point measurement/y (transversal) at max y/ABM SNR(x,y,z) (1x1x1):

Measurement grid: dx=10mm, dy=10mm

Cursor:

ABM1/ABM2 = 43.7 dB

ABM1 comp = -0.453 dB A/m

BWC Factor = 0.151969 dB

Location: 1.5, 8, 363.7 mm

Point measurement/y (transversal) at max y/ABM Signal(x,y,z) (1x1x1):

Measurement grid: dx=10mm, dy=10mm

Cursor:

ABM1 comp = -0.453 dB A/m

BWC Factor = 0.151969 dB

Location: 1.5, 8, 363.7 mm

Scans/z (axial) 15 x 15/ABM Signal(x,y,z) (8x8x1):

Measurement grid: dx=10mm, dy=10mm

Cursor:

ABM1 comp = 6.64 dB A/m

BWC Factor = 0.151969 dB

Location: -0.5, 0.5, 363.7 mm

Point measurement/z (axial) 300-3k response at max/ABM Freq Resp(x,y,z,f) (1x1x1):

Measurement grid: dx=10mm, dy=10mm

Cursor:

Diff = 0.610 dB

BWC Factor = 10.8 dB

Location: 1.2, -1.2, 365 mm

Point measurement/z (axial) at max z/ABM Noise(x,y,z) (1x1x1):

Measurement grid: dx=10mm, dy=10mm

Cursor:

ABM2 = -29.8 dB A/m

Location: -0.5, 0.5, 363.7 mm

Point measurement/z (axial) at max z/ABM SNR(x,y,z) (1x1x1):

Measurement grid: dx=10mm, dy=10mm

Cursor:

ABM1/ABM2 = 37.7 dB

ABM1 comp = 7.95 dB A/m

BWC Factor = 0.151969 dB

Location: -0.5, 0.5, 363.7 mm

Point measurement/z (axial) at max z/ABM Signal(x,y,z) (1x1x1):

Measurement grid: dx=10mm, dy=10mm

Cursor:

ABM1 comp = 7.95 dB A/m

BWC Factor = 0.151969 dB

Location: -0.5, 0.5, 363.7 mm

Scans/z (axial) rough 50 x 50/ABM Signal(x,y,z) (11x11x1):

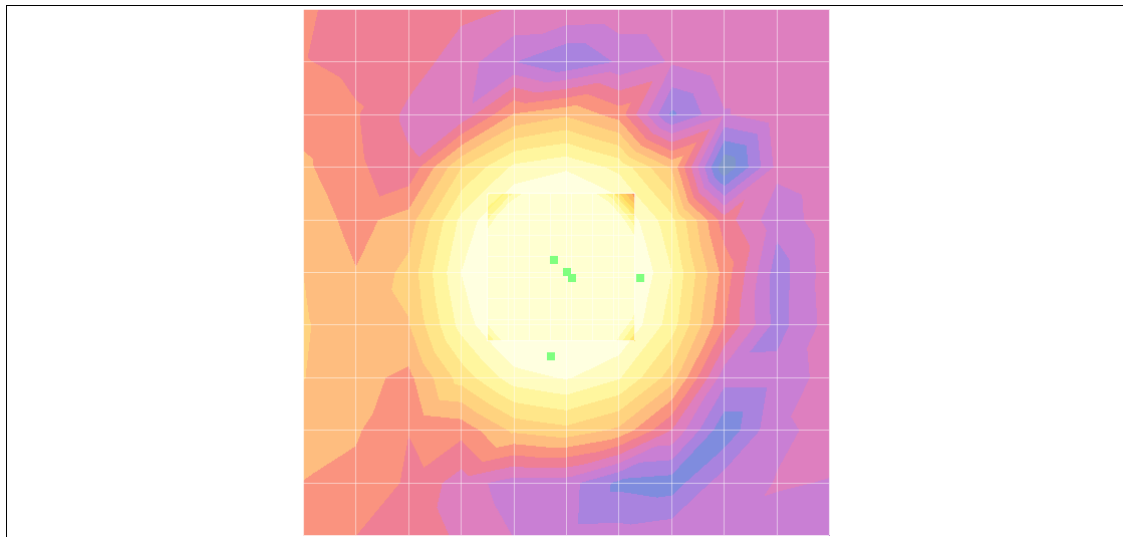
Measurement grid: dx=10mm, dy=10mm

Cursor:

ABM1 comp = 6.78 dB A/m

BWC Factor = 0.151969 dB

Location: 0, 0, 363.7 mm



0 dB = 1.00A/m

GSM1900 661CH

DUT: P9060; Type: BAR; Serial: #1

Communication System: GSM 1900; Frequency: 1880 MHz; Duty Cycle: 1:8.3
Medium parameters used: $\sigma = 0$ mho/m, $\epsilon_r = 1$; $\rho = 1$ kg/m³
Phantom section: AMB with Coil Section
Measurement Standard: DASYS4 (High Precision Assessment)

DASY4 Configuration:

- Probe: AM1DV2 - 1013; ; Calibrated: 2006-04-18
- Sensor-Surface: 0mm (Fix Surface)
- Electronics: DAE4 Sn869; Calibrated: 2010-09-21
- Phantom: HAC Test Arch with Coil; Type: SD HAC P01 BA; Serial: 1018
- Measurement SW: DASYS4, V4.7 Build 71; Postprocessing SW: SEMCAD, V1.8 Build 184

Point measurement/x (longitudinal) at max x/ABM Noise(x,y,z) (1x1x1):

Measurement grid: dx=10mm, dy=10mm

Cursor:

ABM2 = -35.0 dB A/m

Location: -7, -1.5, 363.7 mm

Point measurement/x (longitudinal) at max x/ABM SNR(x,y,z) (1x1x1):

Measurement grid: dx=10mm, dy=10mm

Cursor:

ABM1/ABM2 = 35.2 dB

ABM1 comp = 0.171 dB A/m

BWC Factor = 0.151969 dB

Location: -7, -1.5, 363.7 mm

Point measurement/x (longitudinal) at max x/ABM Signal(x,y,z) (1x1x1):

Measurement grid: dx=10mm, dy=10mm

Cursor:

ABM1 comp = 0.171 dB A/m

BWC Factor = 0.151969 dB

Location: -7, -1.5, 363.7 mm

Point measurement/y (transversal) at max y/ABM Noise(x,y,z) (1x1x1):

Measurement grid: dx=10mm, dy=10mm

Cursor:

ABM2 = -46.1 dB A/m

Location: -0.5, 8, 363.7 mm

Point measurement/y (transversal) at max y/ABM SNR(x,y,z) (1x1x1):

Measurement grid: dx=10mm, dy=10mm

Cursor:

ABM1/ABM2 = 45.7 dB

ABM1 comp = -0.436 dB A/m

BWC Factor = 0.151969 dB

Location: -0.5, 8, 363.7 mm

Point measurement/y (transversal) at max y/ABM Signal(x,y,z) (1x1x1):

Measurement grid: dx=10mm, dy=10mm

Cursor:

ABM1 comp = -0.436 dB A/m

BWC Factor = 0.151969 dB

Location: -0.5, 8, 363.7 mm

Scans/z (axial) 15 x 15/ABM Signal(x,y,z) (8x8x1):

Measurement grid: dx=10mm, dy=10mm

Cursor:

ABM1 comp = 6.64 dB A/m

BWC Factor = 0.151969 dB

Location: 1.5, 0.5, 363.7 mm

Point measurement/z (axial) 300-3k response at max/ABM Freq Resp(x,y,z,f) (1x1x1):

Measurement grid: dx=10mm, dy=10mm

Cursor:

Diff = 0.942 dB

BWC Factor = 10.8 dB

Location: 3.2, -1.2, 365 mm

Point measurement/z (axial) at max z/ABM Noise(x,y,z) (1x1x1):

Measurement grid: dx=10mm, dy=10mm

Cursor:

ABM2 = -29.7 dB A/m

Location: 1.5, 0.5, 363.7 mm

Point measurement/z (axial) at max z/ABM SNR(x,y,z) (1x1x1):

Measurement grid: dx=10mm, dy=10mm

Cursor:

ABM1/ABM2 = 37.8 dB

ABM1 comp = 8.12 dB A/m

BWC Factor = 0.151969 dB

Location: 1.5, 0.5, 363.7 mm

Point measurement/z (axial) at max z/ABM Signal(x,y,z) (1x1x1):

Measurement grid: dx=10mm, dy=10mm

Cursor:

ABM1 comp = 8.12 dB A/m

BWC Factor = 0.151969 dB

Location: 1.5, 0.5, 363.7 mm

Scans/z (axial) rough 50 x 50/ABM Signal(x,y,z) (11x11x1):

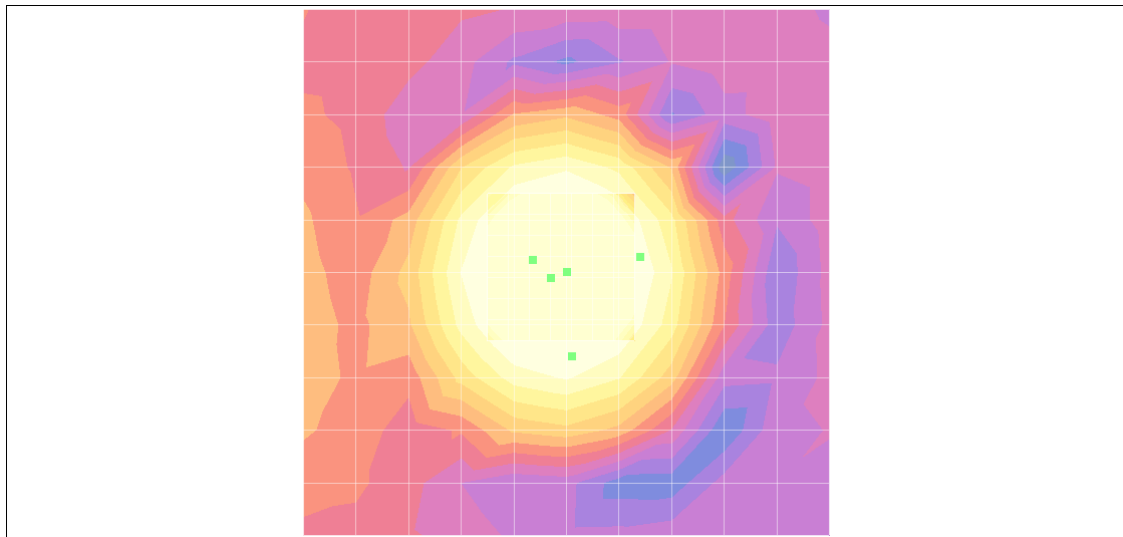
Measurement grid: dx=10mm, dy=10mm

Cursor:

ABM1 comp = 7.09 dB A/m

BWC Factor = 0.151969 dB

Location: 0, 0, 363.7 mm



0 dB = 1.00A/m

GSM1900 810CH

DUT: P9060; Type: BAR; Serial: #1

Communication System: GSM 1900; Frequency: 1909.8 MHz; Duty Cycle: 1:8.3
Medium parameters used: $\sigma = 0$ mho/m, $\epsilon_r = 1$; $\rho = 1$ kg/m³
Phantom section: AMB with Coil Section
Measurement Standard: DASYS4 (High Precision Assessment)

DASY4 Configuration:

- Probe: AM1DV2 - 1013; ; Calibrated: 2006-04-18
- Sensor-Surface: 0mm (Fix Surface)
- Electronics: DAE4 Sn869; Calibrated: 2010-09-21
- Phantom: HAC Test Arch with Coil; Type: SD HAC P01 BA; Serial: 1018
- Measurement SW: DASYS4, V4.7 Build 71; Postprocessing SW: SEMCAD, V1.8 Build 184

Point measurement/x (longitudinal) at max x/ABM Noise(x,y,z) (1x1x1):

Measurement grid: dx=10mm, dy=10mm

Cursor:

ABM2 = -35.6 dB A/m

Location: -7, -1.5, 363.7 mm

Point measurement/x (longitudinal) at max x/ABM SNR(x,y,z) (1x1x1):

Measurement grid: dx=10mm, dy=10mm

Cursor:

ABM1/ABM2 = 35.8 dB

ABM1 comp = 0.244 dB A/m

BWC Factor = 0.151969 dB

Location: -7, -1.5, 363.7 mm

Point measurement/x (longitudinal) at max x/ABM Signal(x,y,z) (1x1x1):

Measurement grid: dx=10mm, dy=10mm

Cursor:

ABM1 comp = 0.244 dB A/m

BWC Factor = 0.151969 dB

Location: -7, -1.5, 363.7 mm

Point measurement/y (transversal) at max y/ABM Noise(x,y,z) (1x1x1):

Measurement grid: dx=10mm, dy=10mm

Cursor:

ABM2 = -46.1 dB A/m

Location: -0.5, 8, 363.7 mm

Point measurement/y (transversal) at max y/ABM SNR(x,y,z) (1x1x1):

Measurement grid: dx=10mm, dy=10mm

Cursor:

ABM1/ABM2 = 45.8 dB

ABM1 comp = -0.343 dB A/m

BWC Factor = 0.151969 dB

Location: -0.5, 8, 363.7 mm

Point measurement/y (transversal) at max y/ABM Signal(x,y,z) (1x1x1):

Measurement grid: dx=10mm, dy=10mm

Cursor:

ABM1 comp = -0.343 dB A/m

BWC Factor = 0.151969 dB

Location: -0.5, 8, 363.7 mm

Scans/z (axial) 15 x 15/ABM Signal(x,y,z) (8x8x1):

Measurement grid: dx=10mm, dy=10mm

Cursor:

ABM1 comp = 6.88 dB A/m

BWC Factor = 0.151969 dB

Location: 1.5, 0.5, 363.7 mm

Point measurement/z (axial) 300–3k response at max/ABM Freq Resp(x,y,z,f) (1x1x1):

Measurement grid: dx=10mm, dy=10mm

Cursor:

Diff = 0.763 dB

BWC Factor = 10.8 dB

Location: 3.2, -1.2, 365 mm

Point measurement/z (axial) at max z/ABM Noise(x,y,z) (1x1x1):

Measurement grid: dx=10mm, dy=10mm

Cursor:

ABM2 = -30.4 dB A/m

Location: 1.5, 0.5, 363.7 mm

Point measurement/z (axial) at max z/ABM SNR(x,y,z) (1x1x1):

Measurement grid: dx=10mm, dy=10mm

Cursor:

ABM1/ABM2 = 38.4 dB

ABM1 comp = 8.04 dB A/m

BWC Factor = 0.151969 dB

Location: 1.5, 0.5, 363.7 mm

Point measurement/z (axial) at max z/ABM Signal(x,y,z) (1x1x1):

Measurement grid: dx=10mm, dy=10mm

Cursor:

ABM1 comp = 8.04 dB A/m

BWC Factor = 0.151969 dB

Location: 1.5, 0.5, 363.7 mm

Scans/z (axial) rough 50 x 50/ABM Signal(x,y,z) (11x11x1):

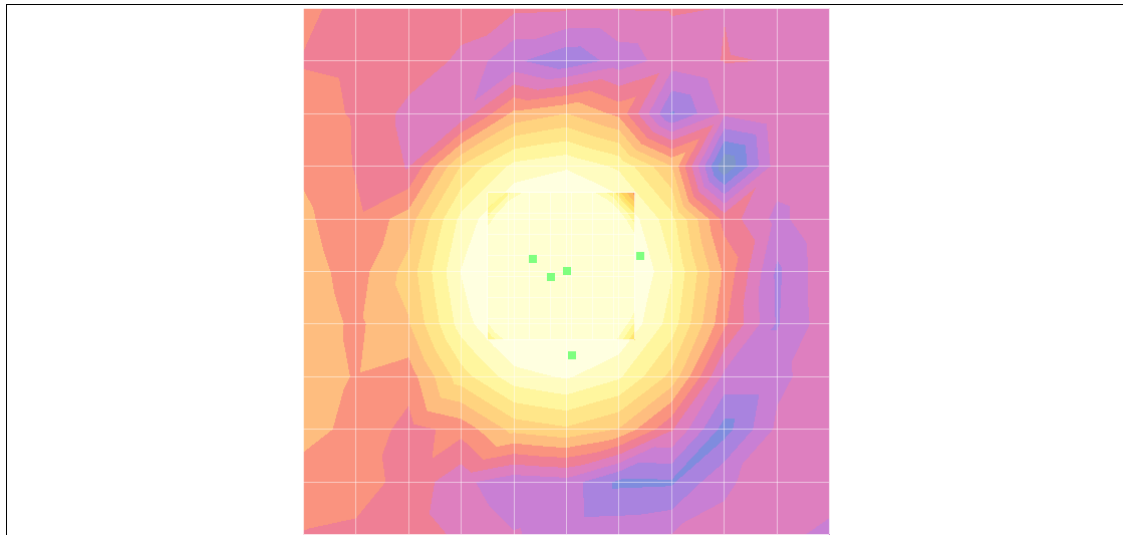
Measurement grid: dx=10mm, dy=10mm

Cursor:

ABM1 comp = 6.92 dB A/m

BWC Factor = 0.151969 dB

Location: 0, 0, 363.7 mm



0 dB = 1.00A/m

WCDMA850 4132CH

DUT: P9060; Type: BAR; Serial: #1

Communication System: WCDMA850; Frequency: 826.4 MHz; Duty Cycle: 1:1
Medium parameters used: $\sigma = 0$ mho/m, $\epsilon_r = 1$; $\rho = 1$ kg/m³
Phantom section: AMB with Coil Section
Measurement Standard: DAS4 (High Precision Assessment)

DASY4 Configuration:

- Probe: AM1DV2 - 1013; ; Calibrated: 2006-04-18
- Sensor-Surface: 0mm (Fix Surface)
- Electronics: DAE4 Sn869; Calibrated: 2010-09-21
- Phantom: HAC Test Arch with Coil; Type: SD HAC P01 BA; Serial: 1018
- Measurement SW: DAS4, V4.7 Build 71; Postprocessing SW: SEMCAD, V1.8 Build 184

Point measurement/x (longitudinal) at max x/ABM Noise(x,y,z) (1x1x1):

Measurement grid: dx=10mm, dy=10mm

Cursor:

ABM2 = -45.3 dB A/m

Location: -7, 0.5, 363.7 mm

Point measurement/x (longitudinal) at max x/ABM SNR(x,y,z) (1x1x1):

Measurement grid: dx=10mm, dy=10mm

Cursor:

ABM1/ABM2 = 42.3 dB

ABM1 comp = -3.02 dB A/m

BWC Factor = 0.151969 dB

Location: -7, 0.5, 363.7 mm

Point measurement/x (longitudinal) at max x/ABM Signal(x,y,z) (1x1x1):

Measurement grid: dx=10mm, dy=10mm

Cursor:

ABM1 comp = -3.02 dB A/m

BWC Factor = 0.151969 dB

Location: -7, 0.5, 363.7 mm

Point measurement/y (transversal) at max y/ABM Noise(x,y,z) (1x1x1):

Measurement grid: dx=10mm, dy=10mm

Cursor:

ABM2 = -55.0 dB A/m

Location: -0.5, 8, 363.7 mm

Point measurement/y (transversal) at max y/ABM SNR(x,y,z) (1x1x1):

Measurement grid: dx=10mm, dy=10mm

Cursor:

ABM1/ABM2 = 51.0 dB

ABM1 comp = -3.99 dB A/m

BWC Factor = 0.151969 dB

Location: -0.5, 8, 363.7 mm

Point measurement/y (transversal) at max y/ABM Signal(x,y,z) (1x1x1):

Measurement grid: dx=10mm, dy=10mm

Cursor:

ABM1 comp = -3.99 dB A/m

BWC Factor = 0.151969 dB

Location: -0.5, 8, 363.7 mm

Scans/z (axial) 15 x 15/ABM Signal(x,y,z) (8x8x1):

Measurement grid: dx=10mm, dy=10mm

Cursor:

ABM1 comp = 4.73 dB A/m

BWC Factor = 0.151969 dB

Location: 1.5, 0.5, 363.7 mm

Point measurement/z (axial) 300-3k response at max/ABM Freq Resp(x,y,z,f) (1x1x1):

Measurement grid: dx=10mm, dy=10mm

Cursor:

Diff = 1.06 dB

BWC Factor = 10.8 dB

Location: 3.2, -1.2, 365 mm

Point measurement/z (axial) at max z/ABM Noise(x,y,z) (1x1x1):

Measurement grid: dx=10mm, dy=10mm

Cursor:

ABM2 = -45.9 dB A/m

Location: 1.5, 0.5, 363.7 mm

Point measurement/z (axial) at max z/ABM SNR(x,y,z) (1x1x1):

Measurement grid: dx=10mm, dy=10mm

Cursor:

ABM1/ABM2 = 50.5 dB

ABM1 comp = 4.62 dB A/m

BWC Factor = 0.151969 dB

Location: 1.5, 0.5, 363.7 mm

Point measurement/z (axial) at max z/ABM Signal(x,y,z) (1x1x1):

Measurement grid: dx=10mm, dy=10mm

Cursor:

ABM1 comp = 4.62 dB A/m

BWC Factor = 0.151969 dB

Location: 1.5, 0.5, 363.7 mm

Scans/z (axial) rough 50 x 50/ABM Signal(x,y,z) (11x11x1):

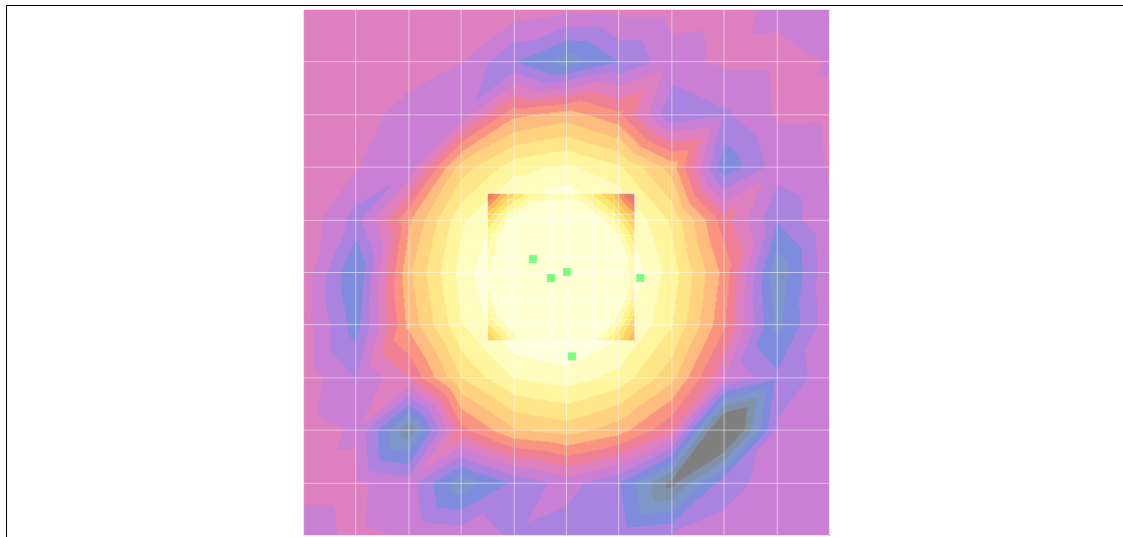
Measurement grid: dx=10mm, dy=10mm

Cursor:

ABM1 comp = 4.76 dB A/m

BWC Factor = 0.151969 dB

Location: 0, 0, 363.7 mm



0 dB = 1.00A/m

WCDMA850 4183CH**DUT: P9060; Type: BAR; Serial: #1**

Communication System: WCDMA850; Frequency: 836.6 MHz; Duty Cycle: 1:1
Medium parameters used: $\sigma = 0$ mho/m, $\epsilon_r = 1$; $\rho = 1$ kg/m³
Phantom section: AMB with Coil Section
Measurement Standard: DAS4 (High Precision Assessment)

DASY4 Configuration:

- Probe: AM1DV2 - 1013; ; Calibrated: 2006-04-18
- Sensor-Surface: 0mm (Fix Surface)
- Electronics: DAE4 Sn869; Calibrated: 2010-09-21
- Phantom: HAC Test Arch with Coil; Type: SD HAC P01 BA; Serial: 1018
- Measurement SW: DAS4, V4.7 Build 71; Postprocessing SW: SEMCAD, V1.8 Build 184

Point measurement/x (longitudinal) at max x/ABM Noise(x,y,z) (1x1x1):

Measurement grid: dx=10mm, dy=10mm

Cursor:

ABM2 = -45.0 dB A/m

Location: -7, -1.5, 363.7 mm

Point measurement/x (longitudinal) at max x/ABM SNR(x,y,z) (1x1x1):

Measurement grid: dx=10mm, dy=10mm

Cursor:

ABM1/ABM2 = 41.7 dB

ABM1 comp = -3.26 dB A/m

BWC Factor = 0.151969 dB

Location: -7, -1.5, 363.7 mm

Point measurement/x (longitudinal) at max x/ABM Signal(x,y,z) (1x1x1):

Measurement grid: dx=10mm, dy=10mm

Cursor:

ABM1 comp = -3.26 dB A/m

BWC Factor = 0.151969 dB

Location: -7, -1.5, 363.7 mm

Point measurement/y (transversal) at max y/ABM Noise(x,y,z) (1x1x1):

Measurement grid: dx=10mm, dy=10mm

Cursor:

ABM2 = -51.9 dB A/m

Location: -0.5, -8, 363.7 mm

Point measurement/y (transversal) at max y/ABM SNR(x,y,z) (1x1x1):

Measurement grid: dx=10mm, dy=10mm

Cursor:

ABM1/ABM2 = 47.7 dB

ABM1 comp = -4.19 dB A/m

BWC Factor = 0.151969 dB

Location: -0.5, -8, 363.7 mm

Point measurement/y (transversal) at max y/ABM Signal(x,y,z) (1x1x1):

Measurement grid: dx=10mm, dy=10mm

Cursor:

ABM1 comp = -4.19 dB A/m

BWC Factor = 0.151969 dB

Location: -0.5, -8, 363.7 mm

Scans/z (axial) 15 x 15/ABM Signal(x,y,z) (8x8x1):

Measurement grid: dx=10mm, dy=10mm

Cursor:

ABM1 comp = 4.42 dB A/m

BWC Factor = 0.151969 dB

Location: 1.5, 0.5, 363.7 mm

Point measurement/z (axial) 300-3k response at max/ABM Freq Resp(x,y,z,f) (1x1x1):

Measurement grid: dx=10mm, dy=10mm

Cursor:

Diff = 1.02 dB

BWC Factor = 10.8 dB

Location: 3.2, -1.2, 365 mm

Point measurement/z (axial) at max z/ABM Noise(x,y,z) (1x1x1):

Measurement grid: dx=10mm, dy=10mm

Cursor:

ABM2 = -45.5 dB A/m

Location: 1.5, 0.5, 363.7 mm

Point measurement/z (axial) at max z/ABM SNR(x,y,z) (1x1x1):

Measurement grid: dx=10mm, dy=10mm

Cursor:

ABM1/ABM2 = 50.0 dB

ABM1 comp = 4.55 dB A/m

BWC Factor = 0.151969 dB

Location: 1.5, 0.5, 363.7 mm

Point measurement/z (axial) at max z/ABM Signal(x,y,z) (1x1x1):

Measurement grid: dx=10mm, dy=10mm

Cursor:

ABM1 comp = 4.55 dB A/m

BWC Factor = 0.151969 dB

Location: 1.5, 0.5, 363.7 mm

Scans/z (axial) rough 50 x 50/ABM Signal(x,y,z) (11x11x1):

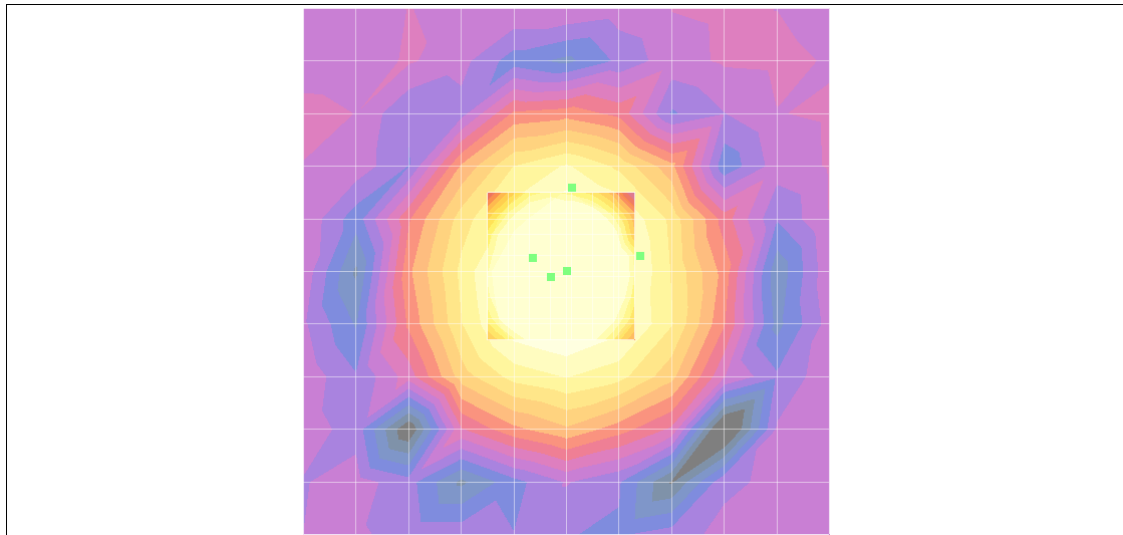
Measurement grid: dx=10mm, dy=10mm

Cursor:

ABM1 comp = 2.92 dB A/m

BWC Factor = 0.151969 dB

Location: 0, 0, 363.7 mm



0 dB = 1.00A/m

WCDMA850 4233CH**DUT: P9060; Type: BAR; Serial: #1**

Communication System: WCDMA850; Frequency: 846.6 MHz; Duty Cycle: 1:1
Medium parameters used: $\sigma = 0$ mho/m, $\epsilon_r = 1$; $\rho = 1$ kg/m³
Phantom section: AMB with Coil Section
Measurement Standard: DASYS4 (High Precision Assessment)

DASY4 Configuration:

- Probe: AM1DV2 - 1013; ; Calibrated: 2006-04-18
- Sensor-Surface: 0mm (Fix Surface)
- Electronics: DAE4 Sn869; Calibrated: 2010-09-21
- Phantom: HAC Test Arch with Coil; Type: SD HAC P01 BA; Serial: 1018
- Measurement SW: DASYS4, V4.7 Build 71; Postprocessing SW: SEMCAD, V1.8 Build 184

Point measurement/x (longitudinal) at max x/ABM Noise(x,y,z) (1x1x1):

Measurement grid: dx=10mm, dy=10mm

Cursor:

ABM2 = -45.0 dB A/m

Location: -7, 0.5, 363.7 mm

Point measurement/x (longitudinal) at max x/ABM SNR(x,y,z) (1x1x1):

Measurement grid: dx=10mm, dy=10mm

Cursor:

ABM1/ABM2 = 42.0 dB

ABM1 comp = -2.99 dB A/m

BWC Factor = 0.151969 dB

Location: -7, 0.5, 363.7 mm

Point measurement/x (longitudinal) at max x/ABM Signal(x,y,z) (1x1x1):

Measurement grid: dx=10mm, dy=10mm

Cursor:

ABM1 comp = -2.99 dB A/m

BWC Factor = 0.151969 dB

Location: -7, 0.5, 363.7 mm

Point measurement/y (transversal) at max y/ABM Noise(x,y,z) (1x1x1):

Measurement grid: dx=10mm, dy=10mm

Cursor:

ABM2 = -53.3 dB A/m

Location: -0.5, 8, 363.7 mm

Point measurement/y (transversal) at max y/ABM SNR(x,y,z) (1x1x1):

Measurement grid: dx=10mm, dy=10mm

Cursor:

ABM1/ABM2 = 49.2 dB

ABM1 comp = -4.09 dB A/m

BWC Factor = 0.151969 dB

Location: -0.5, 8, 363.7 mm

Point measurement/y (transversal) at max y/ABM Signal(x,y,z) (1x1x1):

Measurement grid: dx=10mm, dy=10mm

Cursor:

ABM1 comp = -4.09 dB A/m

BWC Factor = 0.151969 dB

Location: -0.5, 8, 363.7 mm

Scans/z (axial) 15 x 15/ABM Signal(x,y,z) (8x8x1):

Measurement grid: dx=10mm, dy=10mm

Cursor:

ABM1 comp = 4.70 dB A/m

BWC Factor = 0.151969 dB

Location: 1.5, 0.5, 363.7 mm

Point measurement/z (axial) 300-3k response at max/ABM Freq Resp(x,y,z,f) (1x1x1):

Measurement grid: dx=10mm, dy=10mm

Cursor:

Diff = 1.04 dB

BWC Factor = 10.8 dB

Location: 3.2, -1.2, 365 mm

Point measurement/z (axial) at max z/ABM Noise(x,y,z) (1x1x1):

Measurement grid: dx=10mm, dy=10mm

Cursor:

ABM2 = -45.0 dB A/m

Location: 1.5, 0.5, 363.7 mm

Point measurement/z (axial) at max z/ABM SNR(x,y,z) (1x1x1):

Measurement grid: dx=10mm, dy=10mm

Cursor:

ABM1/ABM2 = 49.5 dB

ABM1 comp = 4.51 dB A/m

BWC Factor = 0.151969 dB

Location: 1.5, 0.5, 363.7 mm

Point measurement/z (axial) at max z/ABM Signal(x,y,z) (1x1x1):

Measurement grid: dx=10mm, dy=10mm

Cursor:

ABM1 comp = 4.51 dB A/m

BWC Factor = 0.151969 dB

Location: 1.5, 0.5, 363.7 mm

Scans/z (axial) rough 50 x 50/ABM Signal(x,y,z) (11x11x1):

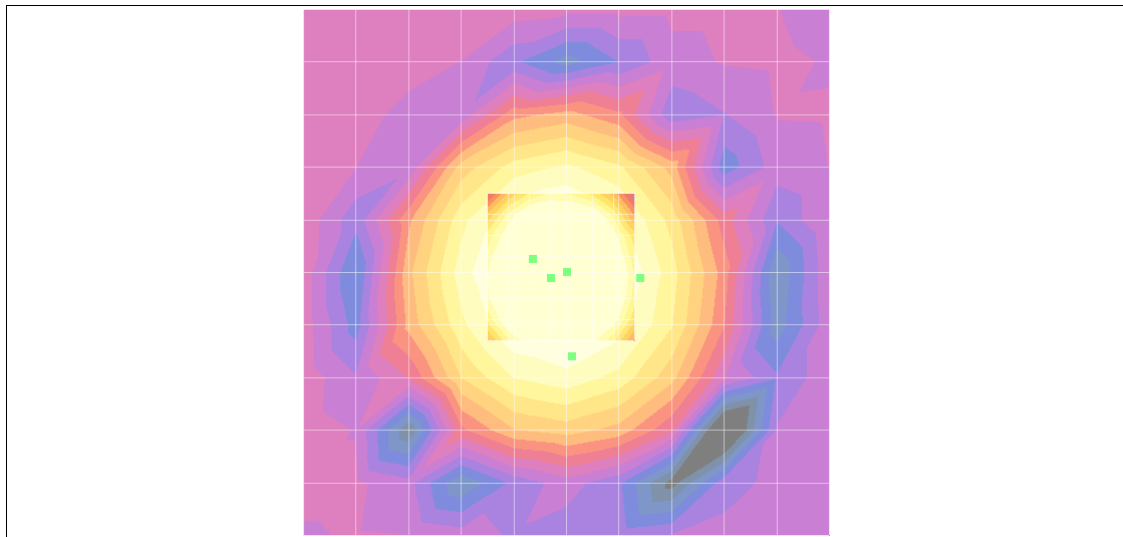
Measurement grid: dx=10mm, dy=10mm

Cursor:

ABM1 comp = 4.77 dB A/m

BWC Factor = 0.151969 dB

Location: 0, 0, 363.7 mm



0 dB = 1.00A/m

WCDMA1900 9262CH**DUT: P9060; Type: BAR; Serial: #1**

Communication System: WCDMA1900; Frequency: 1852.4 MHz; Duty Cycle: 1:1
Medium parameters used: $\sigma = 0$ mho/m, $\epsilon_r = 1$; $\rho = 1$ kg/m³
Phantom section: AMB with Coil Section
Measurement Standard: DASYS4 (High Precision Assessment)

DASY4 Configuration:

- Probe: AM1DV2 - 1013; ; Calibrated: 2006-04-18
- Sensor-Surface: 0mm (Fix Surface)
- Electronics: DAE4 Sn869; Calibrated: 2010-09-21
- Phantom: HAC Test Arch with Coil; Type: SD HAC P01 BA; Serial: 1018
- Measurement SW: DASYS4, V4.7 Build 71; Postprocessing SW: SEMCAD, V1.8 Build 184

Point measurement/x (longitudinal) at max x/ABM Noise(x,y,z) (1x1x1):

Measurement grid: dx=10mm, dy=10mm

Cursor:

ABM2 = -45.4 dB A/m

Location: -7, 0.5, 363.7 mm

Point measurement/x (longitudinal) at max x/ABM SNR(x,y,z) (1x1x1):

Measurement grid: dx=10mm, dy=10mm

Cursor:

ABM1/ABM2 = 42.5 dB

ABM1 comp = -2.94 dB A/m

BWC Factor = 0.151969 dB

Location: -7, 0.5, 363.7 mm

Point measurement/x (longitudinal) at max x/ABM Signal(x,y,z) (1x1x1):

Measurement grid: dx=10mm, dy=10mm

Cursor:

ABM1 comp = -2.94 dB A/m

BWC Factor = 0.151969 dB

Location: -7, 0.5, 363.7 mm

Point measurement/y (transversal) at max y/ABM Noise(x,y,z) (1x1x1):

Measurement grid: dx=10mm, dy=10mm

Cursor:

ABM2 = -49.0 dB A/m

Location: 3.5, 8, 363.7 mm

Point measurement/y (transversal) at max y/ABM SNR(x,y,z) (1x1x1):

Measurement grid: dx=10mm, dy=10mm

Cursor:

ABM1/ABM2 = 44.4 dB

ABM1 comp = -4.61 dB A/m

BWC Factor = 0.151969 dB

Location: 3.5, 8, 363.7 mm

Point measurement/y (transversal) at max y/ABM Signal(x,y,z) (1x1x1):

Measurement grid: dx=10mm, dy=10mm

Cursor:

ABM1 comp = -4.61 dB A/m

BWC Factor = 0.151969 dB

Location: 3.5, 8, 363.7 mm

Scans/z (axial) 15 x 15/ABM Signal(x,y,z) (8x8x1):

Measurement grid: dx=10mm, dy=10mm

Cursor:

ABM1 comp = 4.75 dB A/m

BWC Factor = 0.151969 dB

Location: 1.5, 0.5, 363.7 mm

Point measurement/z (axial) 300-3k response at max/ABM Freq Resp(x,y,z,f) (1x1x1):

Measurement grid: dx=10mm, dy=10mm

Cursor:

Diff = 0.968 dB

BWC Factor = 10.8 dB

Location: 3.2, -1.2, 365 mm

Point measurement/z (axial) at max z/ABM Noise(x,y,z) (1x1x1):

Measurement grid: dx=10mm, dy=10mm

Cursor:

ABM2 = -44.5 dB A/m

Location: 1.5, 0.5, 363.7 mm

Point measurement/z (axial) at max z/ABM SNR(x,y,z) (1x1x1):

Measurement grid: dx=10mm, dy=10mm

Cursor:

ABM1/ABM2 = 49.2 dB

ABM1 comp = 4.72 dB A/m

BWC Factor = 0.151969 dB

Location: 1.5, 0.5, 363.7 mm

Point measurement/z (axial) at max z/ABM Signal(x,y,z) (1x1x1):

Measurement grid: dx=10mm, dy=10mm

Cursor:

ABM1 comp = 4.72 dB A/m

BWC Factor = 0.151969 dB

Location: 1.5, 0.5, 363.7 mm

Scans/z (axial) rough 50 x 50/ABM Signal(x,y,z) (11x11x1):

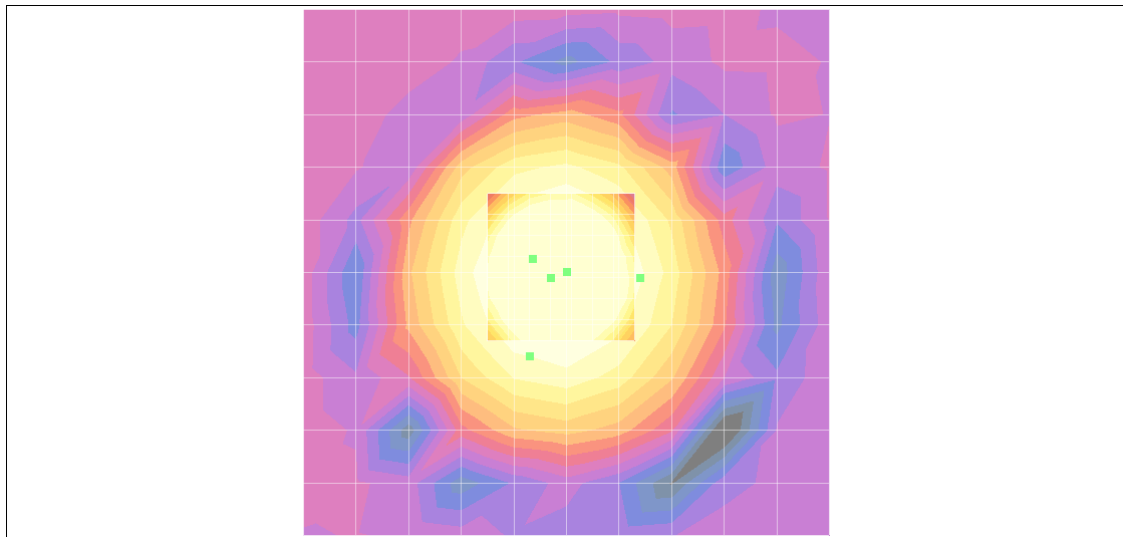
Measurement grid: dx=10mm, dy=10mm

Cursor:

ABM1 comp = 4.75 dB A/m

BWC Factor = 0.151969 dB

Location: 0, 0, 363.7 mm



0 dB = 1.00A/m

WCDMA1900 9400CH**DUT: P9060; Type: BAR; Serial: #1**

Communication System: WCDMA1900; Frequency: 1880 MHz; Duty Cycle: 1:1
Medium parameters used: $\sigma = 0$ mho/m, $\epsilon_r = 1$; $\rho = 1$ kg/m³
Phantom section: AMB with Coil Section
Measurement Standard: DASYS4 (High Precision Assessment)

DASY4 Configuration:

- Probe: AM1DV2 - 1013; ; Calibrated: 2006-04-18
- Sensor-Surface: 0mm (Fix Surface)
- Electronics: DAE4 Sn869; Calibrated: 2010-09-21
- Phantom: HAC Test Arch with Coil; Type: SD HAC P01 BA; Serial: 1018
- Measurement SW: DASYS4, V4.7 Build 71; Postprocessing SW: SEMCAD, V1.8 Build 184

Point measurement/x (longitudinal) at max x/ABM Noise(x,y,z) (1x1x1):

Measurement grid: dx=10mm, dy=10mm

Cursor:

ABM2 = -44.3 dB A/m

Location: -7, 0.5, 363.7 mm

Point measurement/x (longitudinal) at max x/ABM SNR(x,y,z) (1x1x1):

Measurement grid: dx=10mm, dy=10mm

Cursor:

ABM1/ABM2 = 41.3 dB

ABM1 comp = -2.92 dB A/m

BWC Factor = 0.151969 dB

Location: -7, 0.5, 363.7 mm

Point measurement/x (longitudinal) at max x/ABM Signal(x,y,z) (1x1x1):

Measurement grid: dx=10mm, dy=10mm

Cursor:

ABM1 comp = -2.92 dB A/m

BWC Factor = 0.151969 dB

Location: -7, 0.5, 363.7 mm

Point measurement/y (transversal) at max y/ABM Noise(x,y,z) (1x1x1):

Measurement grid: dx=10mm, dy=10mm

Cursor:

ABM2 = -54.3 dB A/m

Location: -0.5, 8, 363.7 mm

Point measurement/y (transversal) at max y/ABM SNR(x,y,z) (1x1x1):

Measurement grid: dx=10mm, dy=10mm

Cursor:

ABM1/ABM2 = 50.4 dB

ABM1 comp = -3.88 dB A/m

BWC Factor = 0.151969 dB

Location: -0.5, 8, 363.7 mm

Point measurement/y (transversal) at max y/ABM Signal(x,y,z) (1x1x1):

Measurement grid: dx=10mm, dy=10mm

Cursor:

ABM1 comp = -3.88 dB A/m

BWC Factor = 0.151969 dB

Location: -0.5, 8, 363.7 mm

Scans/z (axial) 15 x 15/ABM Signal(x,y,z) (8x8x1):

Measurement grid: dx=10mm, dy=10mm

Cursor:

ABM1 comp = 4.66 dB A/m

BWC Factor = 0.151969 dB

Location: 1.5, 0.5, 363.7 mm

Point measurement/z (axial) 300-3k response at max/ABM Freq Resp(x,y,z,f) (1x1x1):

Measurement grid: dx=10mm, dy=10mm

Cursor:

Diff = 0.970 dB

BWC Factor = 10.8 dB

Location: 3.2, -1.2, 365 mm

Point measurement/z (axial) at max z/ABM Noise(x,y,z) (1x1x1):

Measurement grid: dx=10mm, dy=10mm

Cursor:

ABM2 = -45.5 dB A/m

Location: 1.5, 0.5, 363.7 mm

Point measurement/z (axial) at max z/ABM SNR(x,y,z) (1x1x1):

Measurement grid: dx=10mm, dy=10mm

Cursor:

ABM1/ABM2 = 50.2 dB

ABM1 comp = 4.72 dB A/m

BWC Factor = 0.151969 dB

Location: 1.5, 0.5, 363.7 mm

Point measurement/z (axial) at max z/ABM Signal(x,y,z) (1x1x1):

Measurement grid: dx=10mm, dy=10mm

Cursor:

ABM1 comp = 4.72 dB A/m

BWC Factor = 0.151969 dB

Location: 1.5, 0.5, 363.7 mm

Scans/z (axial) rough 50 x 50/ABM Signal(x,y,z) (11x11x1):

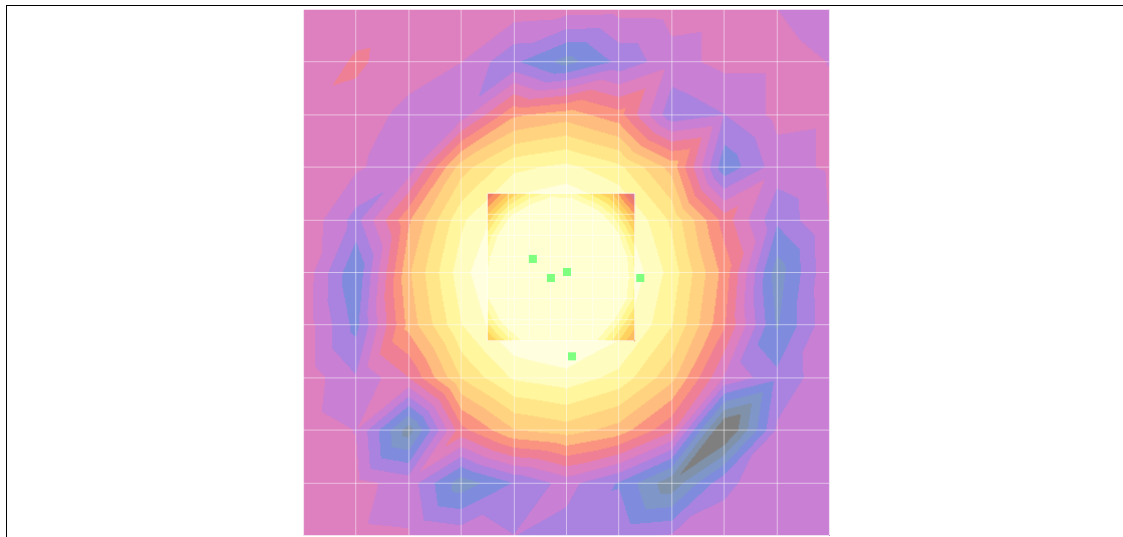
Measurement grid: dx=10mm, dy=10mm

Cursor:

ABM1 comp = 4.80 dB A/m

BWC Factor = 0.151969 dB

Location: 0, 0, 363.7 mm



0 dB = 1.00A/m

WCDMA1900 9538CH

DUT: P9060; Type: BAR; Serial: #1

Communication System: WCDMA1900; Frequency: 1907.6 MHz; Duty Cycle: 1:1
Medium parameters used: $\sigma = 0$ mho/m, $\epsilon_r = 1$; $\rho = 1$ kg/m³
Phantom section: AMB with Coil Section
Measurement Standard: DAS4 (High Precision Assessment)

DASY4 Configuration:

- Probe: AM1DV2 - 1013; ; Calibrated: 2006-04-18
- Sensor-Surface: 0mm (Fix Surface)
- Electronics: DAE4 Sn869; Calibrated: 2010-09-21
- Phantom: HAC Test Arch with Coil; Type: SD HAC P01 BA; Serial: 1018
- Measurement SW: DAS4, V4.7 Build 71; Postprocessing SW: SEMCAD, V1.8 Build 184

Point measurement/x (longitudinal) at max x/ABM Noise(x,y,z) (1x1x1):

Measurement grid: dx=10mm, dy=10mm

Cursor:

ABM2 = -45.0 dB A/m

Location: -7, 2.5, 363.7 mm

Point measurement/x (longitudinal) at max x/ABM SNR(x,y,z) (1x1x1):

Measurement grid: dx=10mm, dy=10mm

Cursor:

ABM1/ABM2 = 41.7 dB

ABM1 comp = -3.36 dB A/m

BWC Factor = 0.15103 dB

Location: -7, 2.5, 363.7 mm

Point measurement/x (longitudinal) at max x/ABM Signal(x,y,z) (1x1x1):

Measurement grid: dx=10mm, dy=10mm

Cursor:

ABM1 comp = -3.36 dB A/m

BWC Factor = 0.15103 dB

Location: -7, 2.5, 363.7 mm

Point measurement/y (transversal) at max y/ABM Noise(x,y,z) (1x1x1):

Measurement grid: dx=10mm, dy=10mm

Cursor:

ABM2 = -54.0 dB A/m

Location: 1.5, 8, 363.7 mm

Point measurement/y (transversal) at max y/ABM SNR(x,y,z) (1x1x1):

Measurement grid: dx=10mm, dy=10mm

Cursor:

ABM1/ABM2 = 49.9 dB

ABM1 comp = -4.08 dB A/m

BWC Factor = 0.15103 dB

Location: 1.5, 8, 363.7 mm

Point measurement/y (transversal) at max y/ABM Signal(x,y,z) (1x1x1):

Measurement grid: dx=10mm, dy=10mm

Cursor:

ABM1 comp = -4.08 dB A/m

BWC Factor = 0.15103 dB

Location: 1.5, 8, 363.7 mm

Scans/z (axial) 15 x 15/ABM Signal(x,y,z) (8x8x1):

Measurement grid: dx=10mm, dy=10mm

Cursor:

ABM1 comp = 4.63 dB A/m

BWC Factor = 0.151969 dB

Location: 1.5, 0.5, 363.7 mm

Point measurement/z (axial) 300-3k response at max/ABM Freq Resp(x,y,z,f) (1x1x1):

Measurement grid: dx=10mm, dy=10mm

Cursor:

Diff = 1.06 dB

BWC Factor = 10.8 dB

Location: 3.2, -1.2, 365 mm

Point measurement/z (axial) at max z/ABM Noise(x,y,z) (1x1x1):

Measurement grid: dx=10mm, dy=10mm

Cursor:

ABM2 = -46.9 dB A/m

Location: 1.5, 0.5, 363.7 mm

Point measurement/z (axial) at max z/ABM SNR(x,y,z) (1x1x1):

Measurement grid: dx=10mm, dy=10mm

Cursor:

ABM1/ABM2 = 51.6 dB

ABM1 comp = 4.69 dB A/m

BWC Factor = 0.15103 dB

Location: 1.5, 0.5, 363.7 mm

Point measurement/z (axial) at max z/ABM Signal(x,y,z) (1x1x1):

Measurement grid: dx=10mm, dy=10mm

Cursor:

ABM1 comp = 4.69 dB A/m

BWC Factor = 0.15103 dB

Location: 1.5, 0.5, 363.7 mm

Scans/z (axial) rough 50 x 50/ABM Signal(x,y,z) (11x11x1):

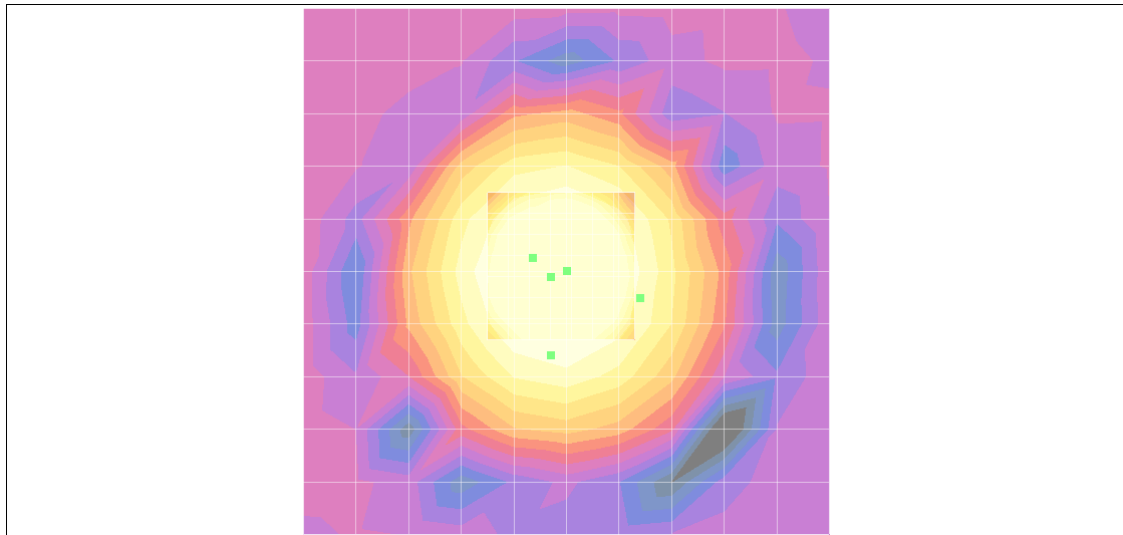
Measurement grid: dx=10mm, dy=10mm

Cursor:

ABM1 comp = 4.82 dB A/m

BWC Factor = 0.151969 dB

Location: 0, 0, 363.7 mm



0 dB = 1.00A/m