





# APPENDIX D: SAR TEST SETUP PHOTOGRAPHS



<b>FCC ID:</b> JYCP8010		<b>SAR EVALUATION REPORT</b>		<b>Reviewed by:</b> Quality Manager
<b>Test Dates:</b> 02/09/12 - 03/07/12	<b>EUT Type:</b> Portable Handset			Page D1 of D7




**SAR Test Setup Photo 1 – Right Touch**




**SAR Test Setup Photo 2 – Right Tilt**



<b>FCC ID:</b> JYCP8010	 <b>PCTEST</b> <small>ENGINEERING LABORATORY, INC.</small>	<b>SAR EVALUATION REPORT</b>	 <b>PANTECH</b>	<b>Reviewed by:</b> Quality Manager
<b>Test Dates:</b> 02/09/12 - 03/07/12	<b>EUT Type:</b> Portable Handset			Page D2 of D7




**SAR Test Setup Photo 3 – Left Touch**




**SAR Test Setup Photo 4 – Left Tilt**



<b>FCC ID:</b> JYCP8010	 <b>PCTEST</b> <small>ENGINEERING LABORATORY, INC.</small>	<b>SAR EVALUATION REPORT</b>	 <b>PANTECH</b>	<b>Reviewed by:</b> Quality Manager
<b>Test Dates:</b> 02/09/12 - 03/07/12	<b>EUT Type:</b> Portable Handset			Page D3 of D7



**SAR Test Setup Photo 5 – Back Side at 1.0 cm**




**SAR Test Setup Photo 6 – Front Side at 1.0 cm**



FCC ID: JYCP8010		SAR EVALUATION REPORT		Reviewed by: Quality Manager
Test Dates: 02/09/12 - 03/07/12	EUT Type: Portable Handset			Page D4 of D7




**SAR Test Setup Photo 7 – Top Edge at 1.0 cm**




**SAR Test Setup Photo 8 – Bottom Edge at 1.0 cm**



<b>FCC ID:</b> JYCP8010		<b>SAR EVALUATION REPORT</b>		<b>Reviewed by:</b> Quality Manager
<b>Test Dates:</b> 02/09/12 - 03/07/12	<b>EUT Type:</b> Portable Handset			Page D5 of D7



**SAR Test Setup Photo 9 – Right Edge at 1.0 cm**





**SAR Test Setup Photo 10 – Left Edge at 1.0 cm**

FCC ID: JYCP8010		SAR EVALUATION REPORT		Reviewed by: Quality Manager
Test Dates: 02/09/12 - 03/07/12	EUT Type: Portable Handset			Page D6 of D7



**SAR Test Setup Photo 11 – Body-Worn Back Side at 1.0 cm**

**Note:** Headset Cable is connected to the device during body-worn SAR assessment, as seen above.

<b>FCC ID:</b> JYCP8010		<b>SAR EVALUATION REPORT</b>		<b>Reviewed by:</b> Quality Manager
<b>Test Dates:</b> 02/09/12 - 03/07/12	<b>EUT Type:</b> Portable Handset			Page D7 of D7