

13. TEST SETUP PHOTOGRAPHS



Figure 13-1
Test Setup for Wireless Device







Figure 13-2
Test Setup for Wireless Device

FCC ID: JYCC610	 PCTEST ENGINEERING LABORATORY, INC.	C63.19-2006 v3.12 HAC (T-COIL) TEST REPORT	 PANTECH	Reviewed by: Quality Manager
Filename: 0803310384.JYC	Test Dates: April 3 - 4, 2008	EUT Type: 850/1900 GSM/WCDMA Phone with Bluetooth	Page 34 of 35	

T-Coil Scan Overlay Magnetic Field Distributions



Note: final measurement locations are indicated by a cursor on the contour plots.

FCC ID: JYCC610	PCTEST <small>ENGINEERING LABORATORY, INC.</small>	C63.19-2006 v3.12 HAC (T-COIL) TEST REPORT	PANTECH	Reviewed by: Quality Manager
Filename: 0803310384.JYC	Test Dates: April 3 - 4, 2008	EUT Type: 850/1900 GSM/WCDMA Phone with Bluetooth		Page 35 of 35