

## 17. TEST PHOTOGRAPHS

See following Attached Pages for setup photographs.



<b>FCC ID:</b> JYCC610	 <b>PCTEST</b> ENGINEERING LABORATORY, INC.	<b>HAC (RF EMISSIONS) TEST REPORT</b>	 <b>PANTECH</b>	<b>Reviewed by:</b> Quality Manager
<b>HAC Filename:</b> 0803310383.JYC	<b>Test Dates:</b> April 2 - 5, 2008	<b>EUT Type:</b> 850/1900 GSM/WCDMA Phone with Bluetooth	Page 72 of 74	



Figure 17-1






Figure 17-2

FCC ID: JYCC610		HAC (RF EMISSIONS) TEST REPORT		Reviewed by: Quality Manager
HAC Filename: 0803310383.JYC	Test Dates: April 2 - 5, 2008	EUT Type: 850/1900 GSM/WCDMA Phone with Bluetooth	Page 73 of 74	

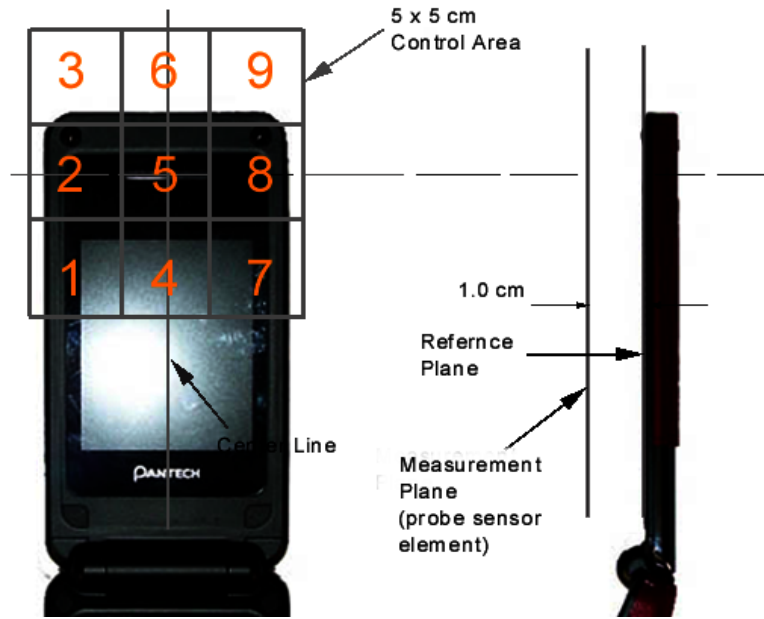


Figure 17-3 5x5 Scan grid above WD



Figure 17-4 E-Field WD Scan overlay



Figure 17-5 H-Field WD Scan overlay

FCC ID: JYCC610	PCTEST ENGINEERING LABORATORY, INC.	HAC (RF EMISSIONS) TEST REPORT	PANTECH	Reviewed by: Quality Manager
HAC Filename: 0803310383.JYC	Test Dates: April 2 - 5, 2008	EUT Type: 850/1900 GSM/WCDMA Phone with Bluetooth		Page 74 of 74