

12. TEST SETUP PHOTOGRAPHS






Figure 12-1
Test Setup for Wireless Device



Figure 12-2
Test Setup for Wireless Device

FCC ID: JYCC520		HAC (T-COIL) TEST REPORT		Reviewed by: Quality Manager
Filename: 0801150047.JYC	Test Dates: January 16 - 17, 2008	EUT Type: 850/1900 GSM/GPRS Phone with Bluetooth		Page 32 of 33

T-Coil Scan Overlay Magnetic Field Distributions



Axial





Radial H (Transverse)



Radial V (Longitudinal)

Note: final measurement locations are indicated by a cursor on the contour plots.

FCC ID: JYCC520	 ENGINEERING LABORATORY, INC.	HAC (T-COIL) TEST REPORT		Reviewed by: Quality Manager
Filename: 0801150047.JYC	Test Dates: January 16 - 17, 2008	EUT Type: 850/1900 GSM/GPRS Phone with Bluetooth		Page 33 of 33