

12. TEST SETUP PHOTOGRAPHS



Figure 12-1
Test Setup for Wireless Device






Figure 12-2
Test Setup for Wireless Device

FCC ID: JYCC510		C63.19-2006 v3.12 §6 HAC TEST REPORT		Reviewed by: Quality Manager
Filename: 0701160025	Test Dates: January 16 - 19, 2007	EUT Type: Dual-Band GSM/PCS EDGE Phone with Bluetooth		Page 32 of 33

T-Coil Scan Overlay Magnetic Field Distributions



Axial





Radial H (Transverse)



Radial V (Longitudinal)

Note: final measurement locations are indicated by a cursor on the contour plots.

FCC ID: JYCC510	 PCTEST Engineering	C63.19-2006 v3.12 §6 HAC TEST REPORT	 PANTECH	Reviewed by: Quality Manager
Filename: 0701160025	Test Dates: January 16 - 19, 2007	EUT Type: Dual-Band GSM/PCS EDGE Phone with Bluetooth		Page 33 of 33