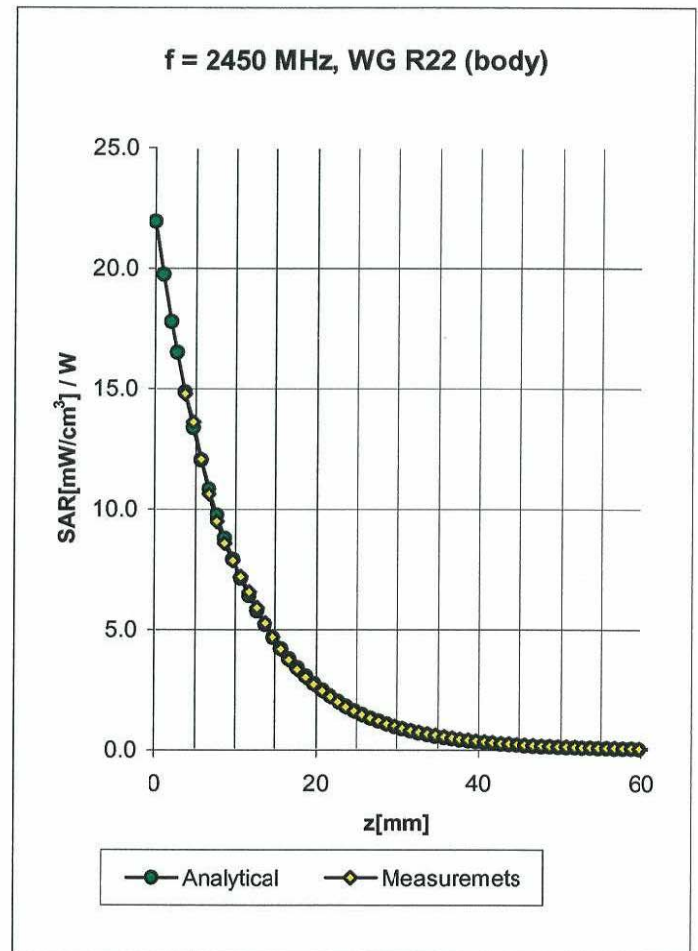
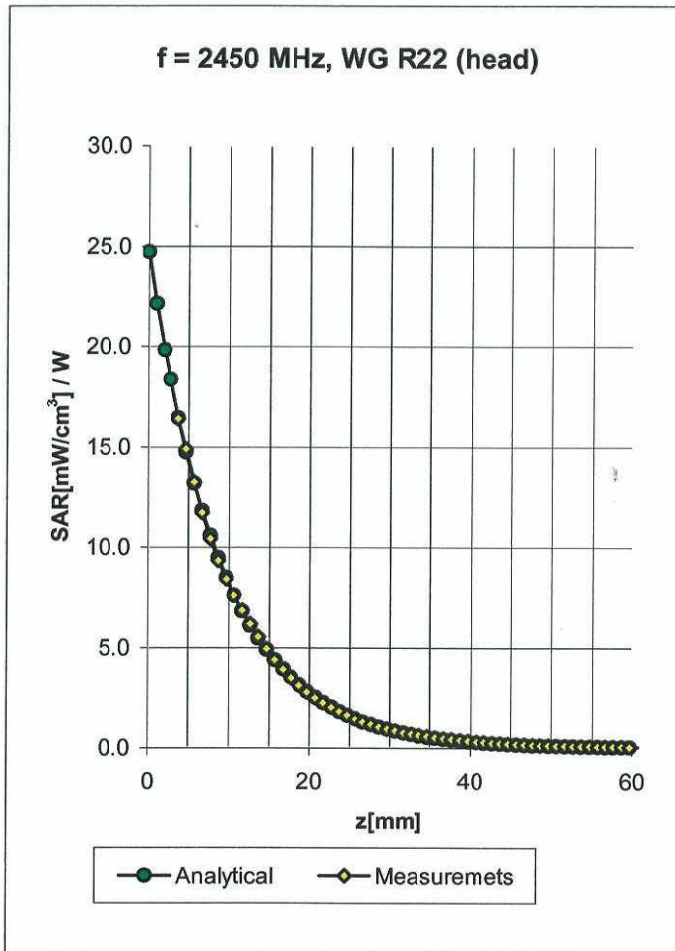


Conversion Factor Assessment



Head 2450 MHz $\epsilon_r = 39.2 \pm 5\%$ $\sigma = 1.80 \pm 5\%$ mho/m

Valid for f=2400-2500 MHz with Head Tissue Simulating Liquid according to EN 50361, P1528-200X

ConvF X	4.9 $\pm 9.5\%$ (k=2)	Boundary effect:
ConvF Y	4.9 $\pm 9.5\%$ (k=2)	Alpha 0.99
ConvF Z	4.9 $\pm 9.5\%$ (k=2)	Depth 1.81

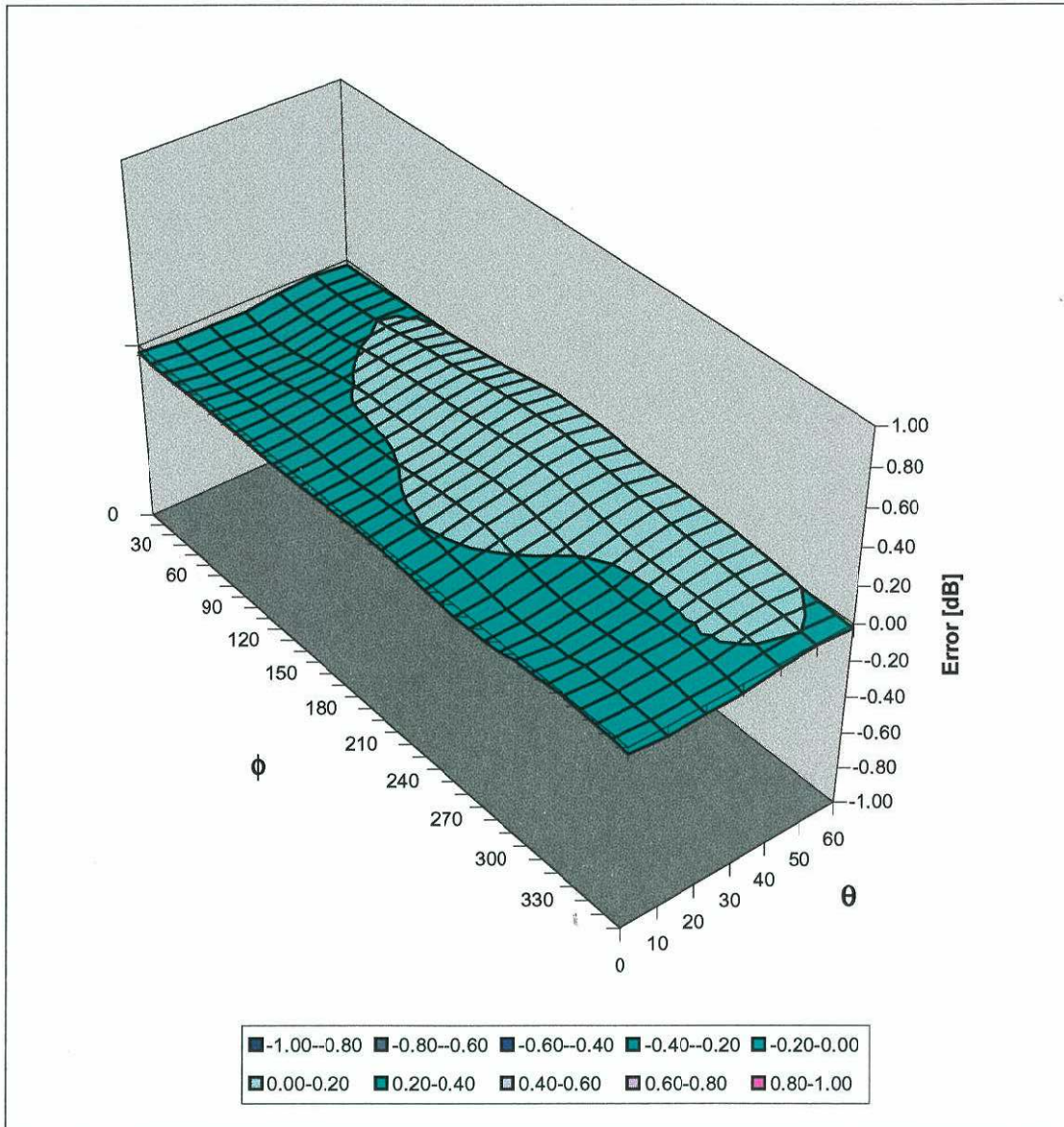
Body 2450 MHz $\epsilon_r = 52.7 \pm 5\%$ $\sigma = 1.95 \pm 5\%$ mho/m

Valid for f=2400-2500 MHz with Body Tissue Simulating Liquid according to OET 65 Suppl. C

ConvF X	4.6 $\pm 9.5\%$ (k=2)	Boundary effect:
ConvF Y	4.6 $\pm 9.5\%$ (k=2)	Alpha 1.60
ConvF Z	4.6 $\pm 9.5\%$ (k=2)	Depth 1.50

Deviation from Isotropy in HSL

Error (θ, ϕ), $f = 900$ MHz





D3: DAE

Client

CALIBRATION CERTIFICATE

Object(s) **DAE3 - SN:579**

Calibration procedure(s) **QA CAL-06.v3
Calibration procedure for the data acquisition unit (DAE)**

Calibration date: **August 15, 2003**



Condition of the calibrated item **In Tolerance (according to the specific calibration document)**

This calibration statement documents traceability of M&TE used in the calibration procedures and conformity of the procedures with the ISO/IEC 17025 international standard.

All calibrations have been conducted in the closed laboratory facility: environment temperature 22 +/- 2 degrees Celsius and humidity < 75%.

Calibration Equipment used (M&TE critical for calibration)

Model Type	ID #	Cal Date	Scheduled Calibration
Fluke Process Calibrator Type 702	SN: 6295803	3-Sep-01	Sep-03

	Name	Function	Signature
Calibrated by:	Philipp Storchenegger	Technician	
Approved by:	Fin Bomholt	R&D Director	

Date issued: August 15, 2003

This calibration certificate is issued as an intermediate solution until the accreditation process (based on ISO/IEC 17025 International Standard) for Calibration Laboratory of Schmid & Partner Engineering AG is completed.