

## APPLICATION OF CERTIFICATION

For

BenQ Corporation

LCD Monitor

| Brand Name | Model Number   |
|------------|--|
| BenQ       | RP700;RP701;RP702;RP703;RP704;<br>RP700+;RP701+;RP702+;RP703+;RP704+;<br>RP70A;RP70B;RP70C;RP70D;<br>RP70A+;RP70B+;RP70C+;RP70D+ |

FCC ID: JVPRP700

Prepared for : BenQ Corporation  
16 Jihu Road,Niehu Taipei 114,Taiwan

Prepared By: Audix Technology (Shenzhen) Co., Ltd.  
No. 6, Ke Feng Rd., 52 Block,  
Shenzhen Science & Industrial Park,  
Nantou, Shenzhen, Guangdong, China

Tel: (0755) 26639496  
Fax: (0755) 26632877

Report Number : ACS- F14063  
Date of Test : Apr.30 ~ May.01, 2014  
Date of Report : May.29, 2014

**TABLE OF CONTENTS**

| <b>Description</b>   | <b>Page</b> |
|--|-------------|
| <b>Test Report Certification</b>                                     |             |
| <b>1. SUMMARY OF STANDARDS AND RESULTS .....</b>                     | <b>1-1</b>  |
| 1.1. Description of Standards and Results .....                      | 1-1         |
| <b>2. GENERAL INFORMATION.....</b>                                   | <b>2-1</b>  |
| 2.1. Description of Device (EUT).....                                | 2-1         |
| 2.2. Tested Supporting System Details.....                           | 2-2         |
| 2.3. Block diagram of connection between the EUT and simulators..... | 2-4         |
| 2.4. Test Facility .....   | 2-5         |
| 2.5. Measurement Uncertainty (95% confidence levels, k=2).....       | 2-5         |
| <b>3. POWER LINE CONDUCTED EMISSION MEASUREMENT .....</b>            | <b>3-1</b>  |
| 3.1. Test Equipment.....   | 3-1         |
| 3.2. Block Diagram of Test Setup.....                                | 3-1         |
| 3.3. Power Line Conducted Emission Test Limits .....                 | 3-1         |
| 3.4. Configuration of EUT on Test.....                               | 3-1         |
| 3.5. Operating Condition of EUT .....                                | 3-2         |
| 3.6. Test Procedure .....  | 3-2         |
| 3.7. Conducted Emission at Mains Terminals Test Results.....         | 3-3         |
| <b>4. RADIATED EMISSION MEASUREMENT .....</b>                        | <b>4-1</b>  |
| 4.1. Test Equipment.....   | 4-1         |
| 4.2. Block Diagram of Test Setup.....                                | 4-2         |
| 4.3. Radiated Emission Limit .....                                   | 4-3         |
| 4.4. EUT Configuration on Test .....                                 | 4-3         |
| 4.5. Operating Condition of EUT .....                                | 4-3         |
| 4.6. Test Procedure .....  | 4-3         |
| 4.7. Radiated Emission Test Results.....                             | 4-4         |
| <b>5. DEVIATION TO TEST SPECIFICATIONS .....</b>                     | <b>5-1</b>  |
| <b>6. PHOTOGRAPH .....</b>   | <b>6-1</b>  |
| 6.1. Photos of Power Line Conducted Emission Test.....               | 6-1         |
| 6.2. Photos of Radiated Emission Test (In Anechoic Chamber) .....    | 6-2         |
| <b>7. PHOTOS OF THE EUT .....</b>                                    | <b>7-1</b>  |

### TEST REPORT CERTIFICATION

Applicant : BenQ Corporation  
 factory : Information Security IOT Technology Co., Ltd.  
 EUT Description : LCD Monitor  
 FCC ID : JVPRP700

|                              |            |  |
|------------------------------|------------|--|
| (A) Model No. & Brand Name : | Brand Name | Model Number   |
|                              | BenQ       | RP700;RP701;RP702;RP703;RP704;<br>RP700+;RP701+;RP702+;RP703+;RP704+;<br>RP70A;RP70B;RP70C;RP70D;<br>RP70A+;RP70B+;RP70C+;RP70D+ |

(B) Power Supply : AC 100-240V; 50/60Hz  
 (C) Test Voltage : AC 120V/60Hz

Measurement Standard Used:

FCC Rules and Regulations Part 15 Subpart B Class B 2013

The device described above is tested by AUDIX TECHNOLOGY (SHENZHEN) CO., LTD. to determine the maximum emission levels emanating from the device. The maximum emission levels are compared to the FCC Part 15 Subpart B Class B limits both conducted and radiated emissions. The test results are contained in this test report and AUDIX TECHNOLOGY (SHENZHEN) CO., LTD. is assumed of full responsibility for the accuracy and completeness of these tests. This report contains data that are not covered by the NVLAP accreditation.

After the test, our opinion is that EUT compliance with the requirement of the above standards.

This Report is made under FCC Part 2.1075. No modifications were required during testing to bring this product into compliance.

This report applies to above tested sample only. This report shall not be reproduced in parts without written approval of AUDIX TECHNOLOGY (SHENZHEN) CO., LTD.

The report must not be used by the client to claim product certification, approval, or endorsement by NVLAP, NIST, or any agency of the federal government.

Date of Test : Apr.30 ~ May.01, 2014 Report of date: May.29, 2014

Prepared by : April Tseng Reviewed by : Jack Zhong  
 April Tseng / Assistant Jack Zhong / Assistant Manager



信安科技 (深圳) 有限公司  
 Audix Technology (Shenzhen) Co., Ltd.  
 EMC 部門報告專用章

Stamp only for EMC Dept. Report

Signature: David Jin 5.29

Approved & Authorized Signer :

David Jin / Manager

## 1. SUMMARY OF STANDARDS AND RESULTS

### 1.1. Description of Standards and Results

The EUT have been tested according to the applicable standards as referenced below.

| EMISSION                            |                                       |         |   |
|-------------------------------------|---------------------------------------|---------|---|
| Description of Test Item            | Standard                              | Results | Remarks   |
| Power Line Conducted Emission Test  | FCC Part 15: 2013<br>ANSI C63.4: 2009 | PASS    | Meets Class B Limit Minimum passing margin is 5.63dB at 0.5671MHz   |
| Radiated Emission Test (30-1000MHz) | FCC Part 15: 2013<br>ANSI C63.4: 2009 | PASS    | Meets Class B Limit Minimum passing margin is 3.14dB at 183.260MHz  |
| Radiated Emission Test (1-18GHz)    | FCC Part 15: 2013<br>ANSI C63.4: 2009 | PASS    | Meets Class B Limit Minimum passing margin is 8.00dB at 4944.867MHz |

## 2. GENERAL INFORMATION

### 2.1. Description of Device (EUT)

|                     |   |  |
|---------------------|---|--|
| Description         | : | LCD Monitor  |
| Model No.           | : | RP700;RP701;RP702;RP703;RP704;<br>RP700+;RP701+;RP702+;RP703+;RP704+;<br>RP70A;RP70B;RP70C;RP70D;<br>RP70A+;RP70B+;RP70C+;RP70D+<br>Marketing Difference.                    |
| FCC ID              | : | JVPRP700   |
| Brand Name          | : | BenQ   |
| Test No.            | : | RP700  |
| Applicant           | : | BenQ Corporation<br>16 Jihu Road, Niehu Taipei 114,Taiwan  |
| Factory             | : | Information Security IOT Technology Co., Ltd.<br>Floor1,BuildingB, Floor2、4C、5A,Building A, Huipu<br>Industrial park, Cenxia Road, Fuyong town. Baoan district,<br>Shenzhen. |
| Max. Resolution     | : | 1920*1080@60Hz   |
| Max. Work Frequency | : | 800MHz   |
| D-Sub Cable         | : | Shielded, Detachable, 1.8m(Bonded two ferrite cores)   |
| Remote              | : | Parex Electronics Co., LTD.;<br>M/N:L-27-5KEY  |
| Date of Test        | : | Apr.30 ~ May.01, 2014  |
| Date of Receipt     | : | Apr.28, 2014   |
| Sample Type         | : | Prototype production   |

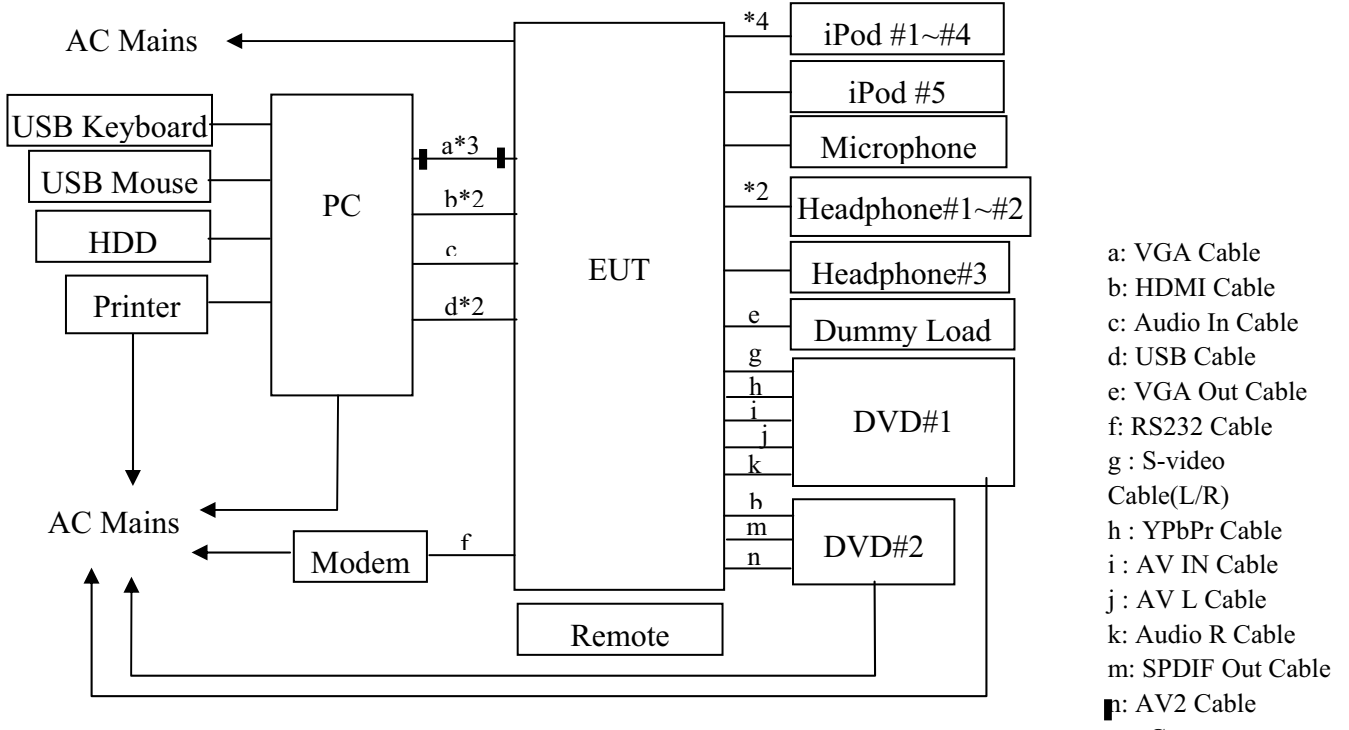
### 2.2. Tested Supporting System Details

| No. | Description       | ACS No.   | Manufacturer | Model      | Serial Number                | Approved type  |
|-----|-------------------|---|--------------|------------|------------------------------|--|
| 1   | Personal Computer | Test PC S   | DELL         | Vostro 470 | 2SP05W1                      | <input checked="" type="checkbox"/> FCC DoC<br><input checked="" type="checkbox"/> BSMI ID: R33002 |
|     |                   | Power Cord: Unshielded, Detachable, 1.8m<br>VGA Cable*3: Unshielded, Detachable, 1.8m<br>Audio In Cable: Shielded, Detachable, 1.8m<br>HDMI Cable *2: Shielded, Detachable, 1.8m<br>USB Cable*2: Shielded, Detachable, 1.8m<br>Display Card: HD3450 (DVI+VGA+HDMI)  |              |            |                              |  |
| 2   | USB Keyboard      | ACS-EMC- K03R   | DELL         | SK-8115    | CN-ODJ313-71616-7<br>11-04WJ | <input checked="" type="checkbox"/> FCC DoC<br><input checked="" type="checkbox"/> BSMI ID: T3A002 |
|     |                   | Data Cable: shielded, Undetectable, 2.0m  |              |            |                              |  |
| 3   | USB Mouse         | ACS-EMC-M03R  | DELL         | M0C5UO     | 512023253                    | <input checked="" type="checkbox"/> FCC DoC<br><input checked="" type="checkbox"/> BSMI ID: R41108 |
|     |                   | Power Cord: shielded, Undetectable, 1.8m  |              |            |                              |  |
| 4   | Printer           | ACS-EMC-PT04  | HP           | C9079A     | -                            | <input type="checkbox"/> FCC ID<br><input checked="" type="checkbox"/> BSMI ID                     |
|     |                   | USB Cable: shielded, Detachable, 1.5m<br>Power Cord: Unshielded, Detachable, 1.8m<br>Power Adaptor: HP, 0957-2119, DC Cable: Unshielded, Detachable, 1.5m   |              |            |                              |  |
| 5   | HDD               | ACS-EMC-HDD01   | Terasys      | F12-UF     | A0100215-5390018             | <input checked="" type="checkbox"/> FCC DoC<br><input checked="" type="checkbox"/> BSMI ID         |
|     |                   | USB Cable: shielded, Detachable, 1.0m   |              |            |                              |  |
| 6   | DVD#1             | ACS-EMC-DVD01   | DENON        | DVD-3910   | 4098400342E                  | <input type="checkbox"/> FCC ID<br><input type="checkbox"/> BSMI ID                                |
|     |                   | S-video Cable: Shielded, Detachable, 1.8m<br>YPbPr Cable: Shielded, Detachable, 1.8m<br>AV In Cable: Shielded, Detachable, 1.8m<br>AV L Cable: Shielded, Detachable, 1.8m<br>Audio R Cable: Shielded, Detachable, 1.8m<br>Power Cord: Unshielded, Detachable , 1.8m |              |            |                              |  |
| 7   | DVD#2             | ACS-EMC-DVD02   | PIONEER      | DV-410v-G  | TAXZT5                       | <input type="checkbox"/> FCC ID<br><input type="checkbox"/> BSMI ID                                |
|     |                   | SPDIF Cable: Shielded, Detachable, 1.8m<br>AV In Cable: Shielded, Detachable, 1.8m<br>HDMI Cable: Shielded, Detachable, 1.8m<br>Power Cord: Unshielded, Detachable , 1.8m   |              |            |                              |  |
| 8   | Modem             | ACS-EMC-MD01  | ACEEX        | 1414       | 980013578                    | <input checked="" type="checkbox"/> FCC ID:<br>IFAXDM1414<br><input type="checkbox"/> BSMI ID      |
|     |                   | Data Cable: Shielded, Detachable, 1.5m<br>Power Adapter: TGL, MDE130100TH<br>DC Cable: Unshielded, Detachable, 1.6m (with one core)   |              |            |                              |  |
| 9   | Microphone        | ACS-EMC-MIC01   | SONCN        | SM-300     | ---                          | <input type="checkbox"/> FCC ID<br><input type="checkbox"/> BSMI ID                                |
|     |                   | Data Cable: Shielded, Undetectable, 1.7m  |              |            |                              |  |

| No. | Description  | ACS No.                                  | Manufacturer | Model    | Serial Number | Approved type  |
|-----|--------------|--|--------------|----------|---------------|--|
| 10  | Headphone #1 | ACS-EMC-EP05                             | OVANN        | 0V-T800V | N/A           | <input type="checkbox"/> FCC ID<br><input type="checkbox"/> BSMI ID                                |
|     |              | Data Cable: Shielded, Undetectable, 1.8m |              |          |               |  |
| 11  | Headphone #2 | ACS-EMC-EP06                             | OVANN        | 0V-T800V | N/A           | <input type="checkbox"/> FCC ID<br><input type="checkbox"/> BSMI ID                                |
|     |              | Data Cable: Shielded, Undetectable, 1.8m |              |          |               |  |
| 12  | Headphone #3 | ACS-EMC-EP06                             | OVANN        | OV880V   | N/A           | <input type="checkbox"/> FCC ID<br><input type="checkbox"/> BSMI ID                                |
|     |              | Data Cable: Shielded, Undetectable, 1.8m |              |          |               |  |
| 13  | iPod #1      | ACS-EMC-IPS1                             | APPLE        | A1271    | 4H012AUKA78   | <input checked="" type="checkbox"/> FCC DoC<br><input checked="" type="checkbox"/> BSMI ID: R33057 |
|     |              | Data Cable: Shielded, Detachable, 1.0m   |              |          |               |  |
| 14  | iPod #2      | ACS-EMC-IPS2                             | APPLE        | A1271    | 4H024VLALD    | <input checked="" type="checkbox"/> FCC DoC<br><input checked="" type="checkbox"/> BSMI ID: R33057 |
|     |              | Data Cable: Shielded, Detachable, 1.0m   |              |          |               |  |
| 15  | iPod #3      | ACS-EMC-IPS3                             | APPLE        | A1271    | 4H0253X2A15   | <input checked="" type="checkbox"/> FCC DoC<br><input checked="" type="checkbox"/> BSMI ID: R33057 |
|     |              | Data Cable: Shielded, Detachable, 1.0m   |              |          |               |  |
| 16  | iPod #4      | ACS-EMC-IPS4                             | APPLE        | A1271    | 4H021M10A15   | <input checked="" type="checkbox"/> FCC DoC<br><input checked="" type="checkbox"/> BSMI ID: R33057 |
|     |              | Data Cable: Shielded, Detachable, 1.0m   |              |          |               |  |
| 17  | iPod #5      | ACS-EMC-IPS4                             | APPLE        | A1271    | 4H0078AXA15   | <input checked="" type="checkbox"/> FCC DoC<br><input checked="" type="checkbox"/> BSMI ID: R33057 |
|     |              | Data Cable: Shielded, Detachable, 1.0m   |              |          |               |  |
| 18  | iPod #6      | ACS-EMC-IP07                             | APPLE        | A1199    | YM706MD0VQ5   | <input checked="" type="checkbox"/> FCC DoC<br><input checked="" type="checkbox"/> BSMI ID: R33057 |
|     |              | Data Cable: Shielded, Detachable, 1.0m   |              |          |               |  |

2.3. Block diagram of connection between the EUT and simulators

For EMI Tests



(EUT: LCD Monitor)



## 2.4. Test Facility

### Site Description

Name of Firm : Audix Technology (Shenzhen) Co., Ltd.  
No. 6, Ke Feng Rd., 52 Block, Shenzhen  
Science & Industrial Park, Nantou,  
Shenzhen, Guangdong, China

3m Anechoic Chamber : Certificated by FCC, USA  
Registration Number: 90454  
Valid Date: Feb.22, 2015

3m & 10m Anechoic Chamber : Certificated by FCC, USA  
Registration Number: 794232  
Valid Date: Oct.31, 2015

EMC Lab. : Accredited by DAkkS, Germany  
Registration No: D-PL-12151-01-00  
Valid Date: Dec.15, 2016

: Accredited by NVLAP, USA  
NVLAP Code: 200372-0  
Valid Date: Mar.31, 2015

## 2.5. Measurement Uncertainty (95% confidence levels, k=2)

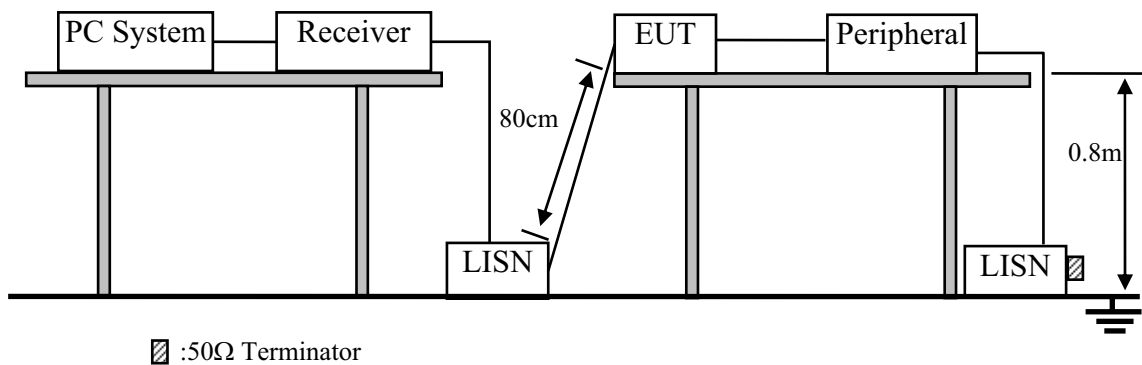
| Test Item  | Uncertainty                     |
|--|---------------------------------|
| Uncertainty for Conduction emission test in No. 1 Conduction       | 3.1 dB(150KHz to 30MHz)         |
| Uncertainty for Radiation Emission test in 3m chamber              | 3.22 dB(30~200MHz, Polarize: H) |
|  | 3.23 dB(30~200MHz, Polarize: V) |
|  | 3.49 dB(200M~1GHz, Polarize: H) |
|  | 3.39 dB(200M~1GHz, Polarize: V) |
| Uncertainty for Radiation Emission test in 3m chamber (1GHz-18GHz) | 4.97 dB(1~6GHz, Distance: 3m)   |
|  | 4.99 dB(6~18GHz, Distance: 3m)  |
| Uncertainty for test site temperature and humidity                 | 3%                              |
|  | 0.6°C                           |

### 3. POWER LINE CONDUCTED EMISSION MEASUREMENT

#### 3.1. Test Equipment

| Item | Equipment      | Manufacturer    | Model No. | Serial No. | Last Cal.  | Cal. Interval |
|------|----------------|-----------------|-----------|------------|------------|---------------|
| 1    | Test Receiver  | Rohde & Schwarz | ESCI      | 100843     | Apr. 28,14 | 1 Year        |
| 2    | L.I.S.N.#1     | Rohde & Schwarz | ENV4200   | 100041     | Apr. 28,14 | 1 Year        |
| 3    | L.I.S.N.#2     | Kyoritsu        | KNW-407   | 8-1628-5   | Apr. 28,14 | 1 Year        |
| 4    | Terminator     | Hubersuhner     | 50Ω       | No. 1      | Apr. 28,14 | 1 Year        |
| 5    | Terminator     | Hubersuhner     | 50Ω       | No. 2      | Apr. 28,14 | 1 Year        |
| 6    | RF Cable       | Fujikura        | 3D-2W     | No.2       | Apr. 28,14 | 1 Year        |
| 7    | Coaxial Switch | Anritsu         | MP59B     | 6200298346 | Apr. 28,14 | 1 Year        |
| 8    | Pulse Limiter  | Rohde & Schwarz | ESH3-Z2   | 100340     | Apr. 28,14 | 1 Year        |

#### 3.2. Block Diagram of Test Setup



#### 3.3. Power Line Conducted Emission Test Limits

| Frequency       | Maximum RF Line Voltage    |                         |
|-----------------|----------------------------|-------------------------|
|                 | Quasi-Peak Level<br>dB(μV) | Average Level<br>dB(μV) |
| 150kHz ~ 500kHz | 66 ~ 56*                   | 56 ~ 46*                |
| 500kHz ~ 5MHz   | 56                         | 46                      |
| 5MHz ~ 30MHz    | 60                         | 50                      |

- Notes: 1. \* Decreasing linearly with logarithm of frequency.  
2. The lower limit shall apply at the transition frequencies.

#### 3.4. Configuration of EUT on Test

The following equipment are installed on Power Line Conducted Emission Test to meet the commission requirement and operating regulations in a manner which tends to maximize its emission characteristics in a normal application.

##### 3.4.1. LCD Monitor (EUT)

Model Number : RP700  
Serial Number : N/A

##### 3.4.2. Support Equipment : As Tested Supporting System Detail, in Section 2.2.

### 3.5. Operating Condition of EUT

3.5.1. Setup the EUT and simulator as shown as Section 3.2.

3.5.2. Turn on the power of all equipment.

3.5.3. PC system ran the Self-test program "Burnin Test V7.0" by windows XP and sent "H" Character to LCD Monitor (EUT) through VGA / HDMI card, the Screen of EUT displayed and filled with "H" pattern.

3.5.4. The PC system was running the program "1kHz signal playing" and sending sound to EUT.

3.5.5. The PC system was reading / writing data from USB into iPod during testing.

3.5.6. DVD Mode: The DVD player played DVD Disk and sent "DVD 1kHz Signal Playing" image to the LCD Monitor (EUT).

3.5.7. The other peripheral devices were driven and operated in turn during all testing.

### 3.6. Test Procedure

The EUT was placed on a non-metallic table, 80cm above the ground plane. The EUT Power connected to the power mains through a line impedance stabilization network (L.I.S.N. 1#). This provided a 50-ohm coupling impedance for the EUT (Please refer to the block diagram of the test setup and photographs). The other peripheral devices power cord connected to the power mains through a line impedance stabilization network (L.I.S.N.# 3). Both sides of power line were checked for maximum conducted interference. In order to find the maximum emission, the relative positions of equipments and all of the interface cables were changed according to ANSI C63.4: 2009 on conducted Emission test.

The bandwidth of test receiver (R&S TEST RECEIVER ESHS10) is set at 9kHz.

The frequency range from 150kHz to 30MHz is checked. The test result are reported on Section 3.7.

3.7. Conducted Emission at Mains Terminals Test Results

**PASS.** (All emissions not reported below are too low against the prescribed limits.)

The EUT with the following test modes were tested and selected to read Q.P values and average values, all the test results are listed in next pages.

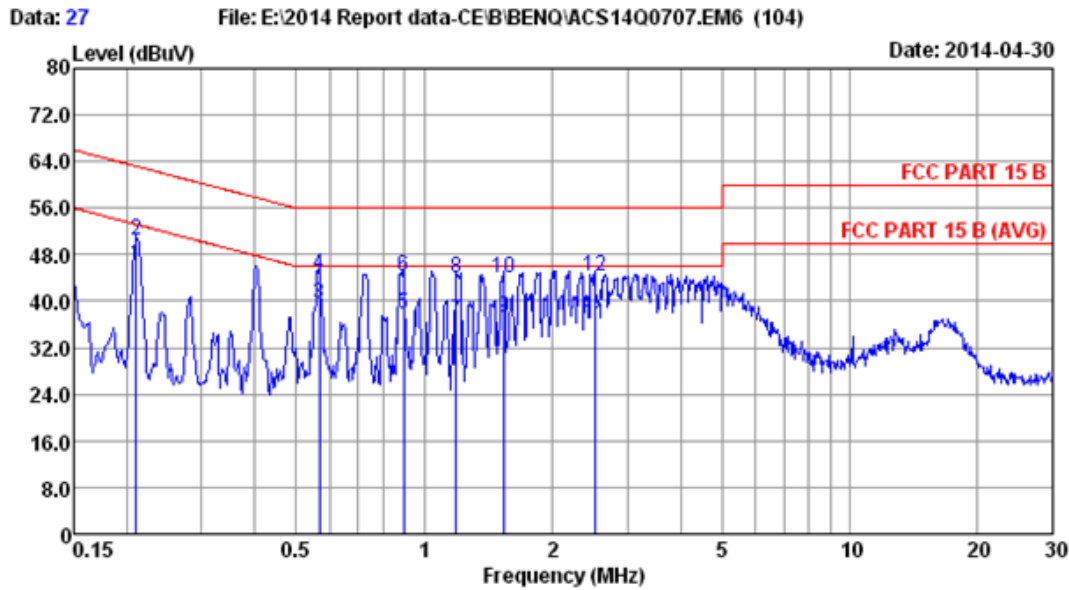
EUT: LCD Monitor Model No. : RP700

Test Date: Apr.30, 2014 Temperature: 21.3℃ Humidity: 46%

The details of test modes are as follows :

| No. | Test Mode | Input Port | Resolution & Frequency | Reference Test Data No. |         |
|-----|-----------|------------|------------------------|-------------------------|---------|
|     |           |            |                        | LINE                    | NEUTRAL |
| 1   | PC Mode   | VGA 1      | 1920*1080/60Hz         | # 27                    | # 28    |
| 2   |           | VGA 2      | 1920*1080/60Hz         | # 29                    | # 30    |
| 3   |           | VGA 3      | 1920*1080/60Hz         | # 31                    | # 32    |
| 4   |           | HDMI 1     | 1920*1080/60Hz         | # 33                    | # 34    |
| 5   |           | HDMI 2     | 640*480/60Hz           | # 39                    | # 40    |
| 6   |           |            | 1024*768/75Hz          | # 37                    | # 38    |
| 7※  |           |            | 1920*1080/60Hz         | # 35                    | # 36    |
| 8   |           | HDMI 3     | 1920*1080/60Hz         | # 41                    | # 42    |
| 9   | USB Mode  | M-USB 1    | ----                   | # 43                    | # 44    |
| 10  |           | M-USB 2    | ----                   | # 45                    | # 46    |
| 11  | DVD Mode  | CMP IN     | ----                   | # 47                    | # 48    |
| 12  |           | AV IN      | ----                   | # 49                    | # 50    |
| 13  |           | S-VEDIO IN | ----                   | # 51                    | # 52    |

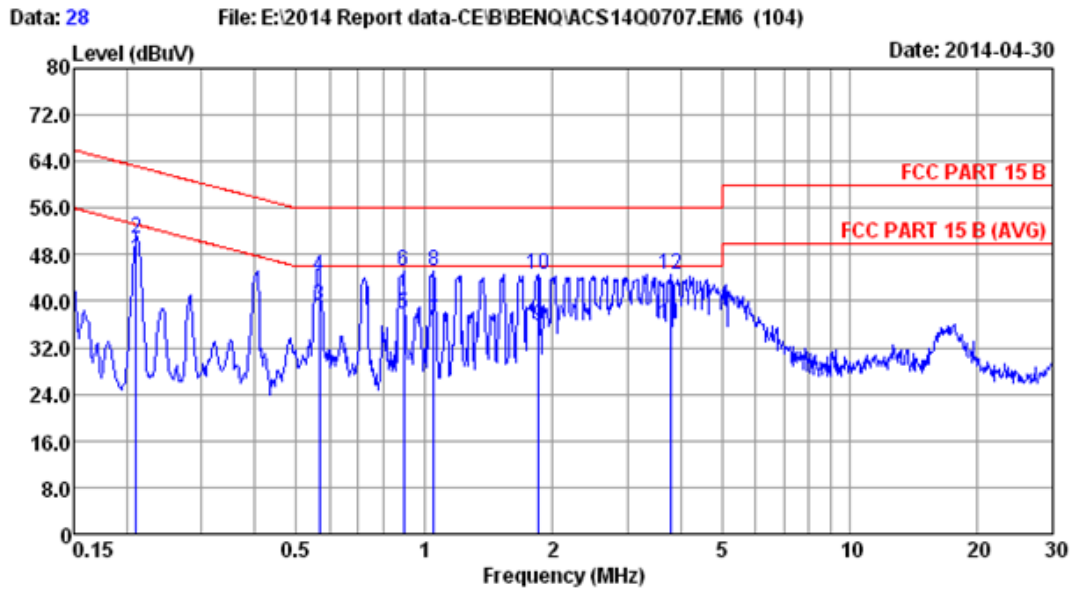
(※ Worst test mode)



Site no :2# Conduction Data No :27  
 Dis./Lisn :13 ENV4200 L1 LISN phase:LINE  
 Limit :FCC PART 15 B  
 Env./Ins. :21.3\*C/46% Engineer :Nick\_Huang  
 EUT :LCD Monitor M/N:RP700  
 Power Rating :AC 120V/60Hz  
 Test Mode :Running Burnin Test V7.0  
 VGA1:1920\*1080@60Hz

| No | Freq (MHz) | LISN Factor (dB) | Cable Loss (dB) | Reading (dBuV) | Emission Level (dBuV) | Limits (dBuV) | Margin (dB) | Remark  |
|----|------------|------------------|-----------------|----------------|-----------------------|---------------|-------------|---------|
| 1  | 0.2106     | 9.92             | 9.96            | 26.35          | 46.23                 | 53.18         | 6.95        | Average |
| 2  | 0.2106     | 9.92             | 9.96            | 30.54          | 50.42                 | 63.18         | 12.76       | QP      |
| 3  | 0.5671     | 9.95             | 9.96            | 19.62          | 39.53                 | 46.00         | 6.47        | Average |
| 4  | 0.5671     | 9.95             | 9.96            | 24.73          | 44.64                 | 56.00         | 11.36       | QP      |
| 5  | 0.8944     | 9.97             | 9.97            | 17.75          | 37.69                 | 46.00         | 8.31        | Average |
| 6  | 0.8944     | 9.97             | 9.97            | 24.47          | 44.41                 | 56.00         | 11.59       | QP      |
| 7  | 1.1907     | 9.99             | 9.97            | 16.67          | 36.63                 | 46.00         | 9.37        | Average |
| 8  | 1.1907     | 9.99             | 9.97            | 24.15          | 44.11                 | 56.00         | 11.89       | QP      |
| 9  | 1.5436     | 10.01            | 9.98            | 17.06          | 37.05                 | 46.00         | 8.95        | Average |
| 10 | 1.5436     | 10.01            | 9.98            | 24.13          | 44.12                 | 56.00         | 11.88       | QP      |
| 11 | 2.5133     | 10.03            | 9.99            | 15.86          | 35.88                 | 46.00         | 10.12       | Average |
| 12 | 2.5133     | 10.03            | 9.99            | 24.14          | 44.16                 | 56.00         | 11.84       | QP      |

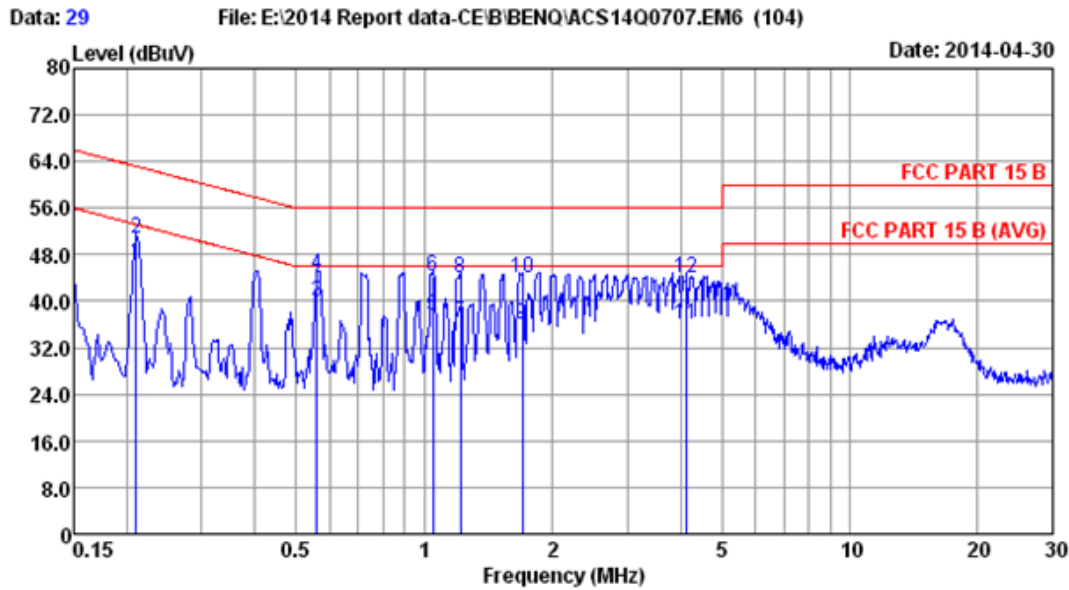
Remarks: 1.Emission Level=LISN Factor+Cable Loss(Include 10dB pulse limit)+Reading.  
 2.If the average limit is met when using a quasi-peak detector, the EUT shall be deemed to meet both limits and measurement with average detector is unnecessary.



Site no :2# Conduction Data No :28  
 Dis./Lisn :13 ENV4200 N LISN phase:NEUTRAL  
 Limit :FCC PART 15 B  
 Env./Ins. :21.3\*C/46% Engineer :Nick\_Huang  
 EUT :LCD Monitor M/N:RP700  
 Power Rating :AC 120V/60Hz  
 Test Mode :Running Burnin Test V7.0  
 VGA1:1920\*1080@60Hz

| No | Freq (MHz) | LISN Factor (dB) | Cable Loss (dB) | Reading (dBuV) | Emission Level (dBuV) | Limits (dBuV) | Margin (dB) | Remark  |
|----|------------|------------------|-----------------|----------------|-----------------------|---------------|-------------|---------|
| 1  | 0.2100     | 9.81             | 9.96            | 27.34          | 47.11                 | 53.21         | 6.10        | Average |
| 2  | 0.2100     | 9.81             | 9.96            | 31.15          | 50.92                 | 63.21         | 12.29       | QP      |
| 3  | 0.5660     | 9.82             | 9.96            | 19.58          | 39.36                 | 46.00         | 6.64        | Average |
| 4  | 0.5660     | 9.82             | 9.96            | 24.43          | 44.21                 | 56.00         | 11.79       | QP      |
| 5  | 0.8944     | 9.82             | 9.97            | 17.87          | 37.66                 | 46.00         | 8.34        | Average |
| 6  | 0.8944     | 9.82             | 9.97            | 25.40          | 45.19                 | 56.00         | 10.81       | QP      |
| 7  | 1.0541     | 9.83             | 9.97            | 16.69          | 36.49                 | 46.00         | 9.51        | Average |
| 8  | 1.0541     | 9.83             | 9.97            | 25.27          | 45.07                 | 56.00         | 10.93       | QP      |
| 9  | 1.8581     | 9.84             | 9.98            | 15.78          | 35.60                 | 46.00         | 10.40       | Average |
| 10 | 1.8581     | 9.84             | 9.98            | 24.80          | 44.62                 | 56.00         | 11.38       | QP      |
| 11 | 3.7794     | 9.88             | 10.01           | 16.09          | 35.98                 | 46.00         | 10.02       | Average |
| 12 | 3.7794     | 9.88             | 10.01           | 24.70          | 44.59                 | 56.00         | 11.41       | QP      |

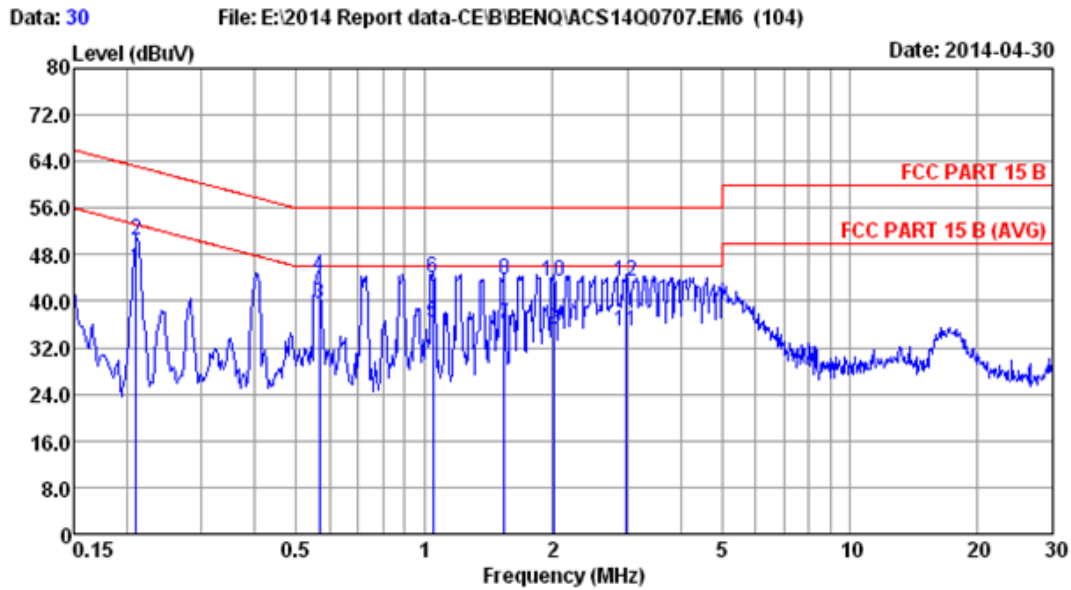
Remarks: 1.Emission Level=LISN Factor+Cable Loss(Include 10dB pulse limit)+Reading.  
 2.If the average limit is met when using a quasi-peak detector, the EUT shall be deemed to meet both limits and measurement with average detector is unnecessary.



Site no :2# Conduction Data No :29  
 Dis./Lisn :13 ENV4200 L1 LISN phase:LINE  
 Limit :FCC PART 15 B  
 Env./Ins. :21.3\*C/46% Engineer :Nick\_Huang  
 EUT :LCD Monitor M/N:RP700  
 Power Rating :AC 120V/60Hz  
 Test Mode :Running Burnin Test V7.0  
 VGA2:1920\*1080@60Hz

| No | Freq (MHz) | LISN Factor (dB) | Cable Loss (dB) | Reading (dBuV) | Emission Level (dBuV) | Limits (dBuV) | Margin (dB) | Remark  |
|----|------------|------------------|-----------------|----------------|-----------------------|---------------|-------------|---------|
| 1  | 0.2106     | 9.92             | 9.96            | 26.65          | 46.53                 | 53.18         | 6.65        | Average |
| 2  | 0.2106     | 9.92             | 9.96            | 30.80          | 50.68                 | 63.18         | 12.50       | QP      |
| 3  | 0.5581     | 9.95             | 9.96            | 20.03          | 39.94                 | 46.00         | 6.06        | Average |
| 4  | 0.5581     | 9.95             | 9.96            | 24.69          | 44.60                 | 56.00         | 11.40       | QP      |
| 5  | 1.0485     | 9.98             | 9.97            | 17.68          | 37.63                 | 46.00         | 8.37        | Average |
| 6  | 1.0485     | 9.98             | 9.97            | 24.29          | 44.24                 | 56.00         | 11.76       | QP      |
| 7  | 1.2162     | 9.99             | 9.97            | 16.34          | 36.30                 | 46.00         | 9.70        | Average |
| 8  | 1.2162     | 9.99             | 9.97            | 24.00          | 43.96                 | 56.00         | 12.04       | QP      |
| 9  | 1.6981     | 10.01            | 9.98            | 16.03          | 36.02                 | 46.00         | 9.98        | Average |
| 10 | 1.6981     | 10.01            | 9.98            | 23.97          | 43.96                 | 56.00         | 12.04       | QP      |
| 11 | 4.1356     | 10.04            | 10.02           | 15.86          | 35.92                 | 46.00         | 10.08       | Average |
| 12 | 4.1356     | 10.04            | 10.02           | 23.82          | 43.88                 | 56.00         | 12.12       | QP      |

Remarks: 1.Emission Level=LISN Factor+Cable Loss(Include 10dB pulse limit)+Reading.  
 2.If the average limit is met when using a quasi-peak detector, the EUT shall be deemed to meet both limits and measurement with average detector is unnecessary.

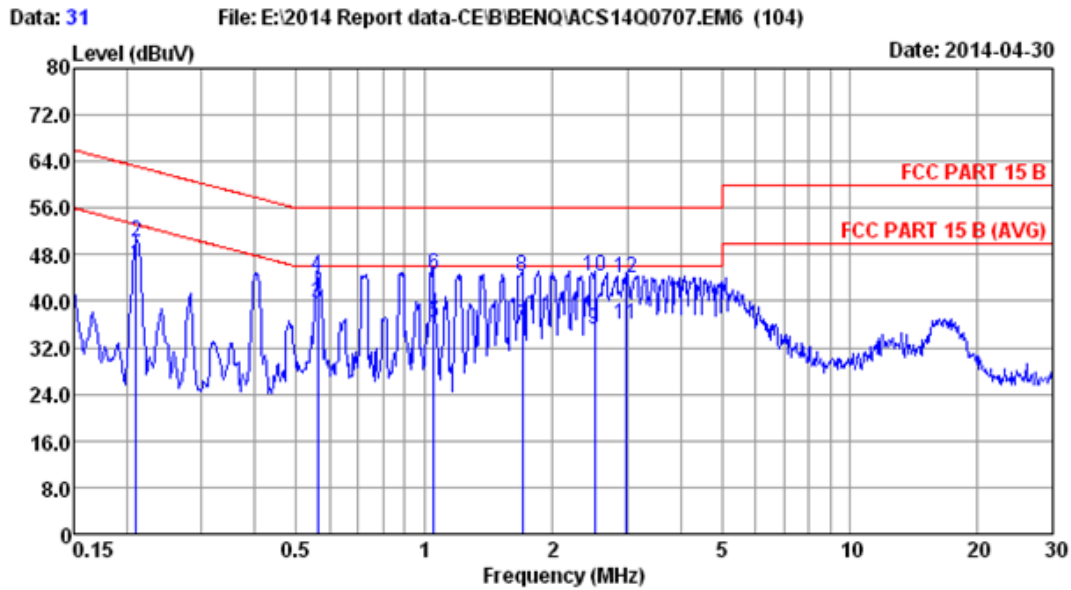


Site no :2# Conduction Data No :30  
 Dis./Lisn :13 ENV4200 N LISN phase:NEUTRAL  
 Limit :FCC PART 15 B  
 Env./Ins. :21.3\*C/46% Engineer :Nick\_Huang  
 EUT :LCD Monitor M/N:RP700  
 Power Rating :AC 120V/60Hz  
 Test Mode :Running Burnin Test V7.0  
 VGA2:1920\*1080@60Hz

| No | Freq (MHz) | LISN Factor (dB) | Cable Loss (dB) | Reading (dBuV) | Emission Level (dBuV) | Limits (dBuV) | Margin (dB) | Remark  |
|----|------------|------------------|-----------------|----------------|-----------------------|---------------|-------------|---------|
| 1  | 0.2106     | 9.81             | 9.96            | 26.03          | 45.80                 | 53.18         | 7.38        | Average |
| 2  | 0.2106     | 9.81             | 9.96            | 30.71          | 50.48                 | 63.18         | 12.70       | QP      |
| 3  | 0.5671     | 9.82             | 9.96            | 19.69          | 39.47                 | 46.00         | 6.53        | Average |
| 4  | 0.5671     | 9.82             | 9.96            | 24.51          | 44.29                 | 56.00         | 11.71       | QP      |
| 5  | 1.0485     | 9.83             | 9.97            | 16.65          | 36.45                 | 46.00         | 9.55        | Average |
| 6  | 1.0485     | 9.83             | 9.97            | 24.10          | 43.90                 | 56.00         | 12.10       | QP      |
| 7  | 1.5436     | 9.84             | 9.98            | 16.06          | 35.88                 | 46.00         | 10.12       | Average |
| 8  | 1.5436     | 9.84             | 9.98            | 23.92          | 43.74                 | 56.00         | 12.26       | QP      |
| 9  | 2.0225     | 9.84             | 9.99            | 15.45          | 35.28                 | 46.00         | 10.72       | Average |
| 10 | 2.0225     | 9.84             | 9.99            | 23.67          | 43.50                 | 56.00         | 12.50       | QP      |
| 11 | 2.9935     | 9.86             | 10.00           | 14.84          | 34.70                 | 46.00         | 11.30       | Average |
| 12 | 2.9935     | 9.86             | 10.00           | 23.68          | 43.54                 | 56.00         | 12.46       | QP      |

Remarks: 1.Emission Level=LISN Factor+Cable Loss(Include 10dB pulse limit)+Reading.  
 2.If the average limit is met when using a quasi-peak detector, the EUT shall be deemed to meet both limits and measurement with average detector is unnecessary.

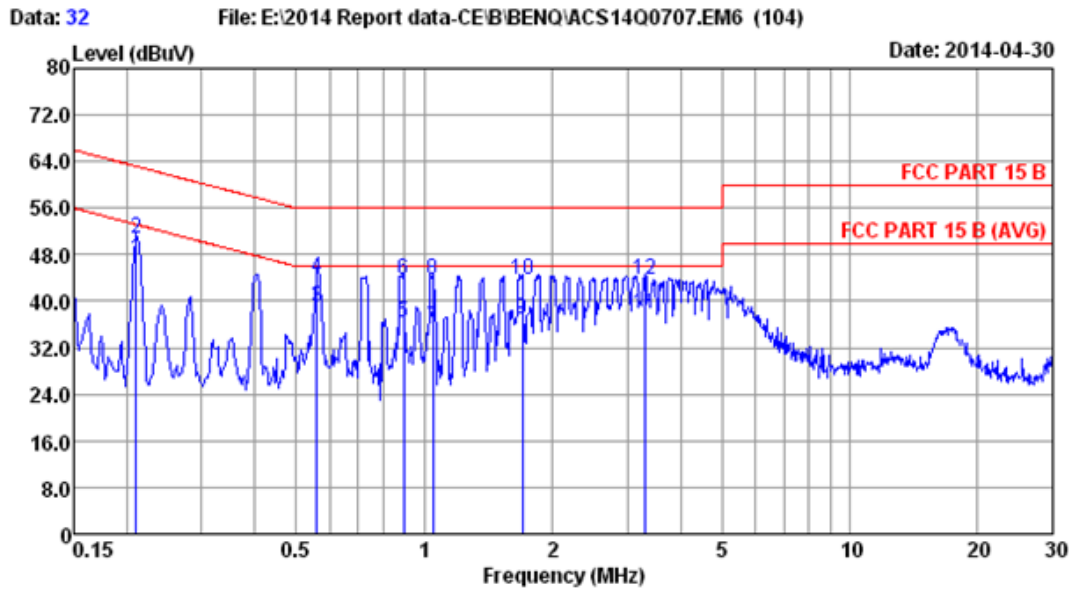




Site no :2# Conduction Data No :31  
 Dis./Lisn :13 ENV4200 L1 LISN phase:LINE  
 Limit :FCC PART 15 B  
 Env./Ins. :21.3\*C/46% Engineer :Nick\_Huang  
 EUT :LCD Monitor M/N:RP700  
 Power Rating :AC 120V/60Hz  
 Test Mode :Running Burnin Test V7.0  
 VGA3:1920\*1080@60Hz

| No | Freq (MHz) | LISN Factor (dB) | Cable Loss (dB) | Reading (dBuV) | Emission Level (dBuV) | Limits (dBuV) | Margin (dB) | Remark  |
|----|------------|------------------|-----------------|----------------|-----------------------|---------------|-------------|---------|
| 1  | 0.2106     | 9.92             | 9.96            | 26.46          | 46.34                 | 53.18         | 6.84        | Average |
| 2  | 0.2106     | 9.92             | 9.96            | 30.27          | 50.15                 | 63.18         | 13.03       | QP      |
| 3  | 0.5611     | 9.95             | 9.96            | 19.78          | 39.69                 | 46.00         | 6.31        | Average |
| 4  | 0.5611     | 9.95             | 9.96            | 24.23          | 44.14                 | 56.00         | 11.86       | QP      |
| 5  | 1.0541     | 9.98             | 9.97            | 16.45          | 36.40                 | 46.00         | 9.60        | Average |
| 6  | 1.0541     | 9.98             | 9.97            | 24.49          | 44.44                 | 56.00         | 11.56       | QP      |
| 7  | 1.6981     | 10.01            | 9.98            | 15.60          | 35.59                 | 46.00         | 10.41       | Average |
| 8  | 1.6981     | 10.01            | 9.98            | 24.33          | 44.32                 | 56.00         | 11.68       | QP      |
| 9  | 2.5133     | 10.03            | 9.99            | 15.12          | 35.14                 | 46.00         | 10.86       | Average |
| 10 | 2.5133     | 10.03            | 9.99            | 24.26          | 44.28                 | 56.00         | 11.72       | QP      |
| 11 | 2.9935     | 10.03            | 10.00           | 16.03          | 36.06                 | 46.00         | 9.94        | Average |
| 12 | 2.9935     | 10.03            | 10.00           | 23.88          | 43.91                 | 56.00         | 12.09       | QP      |

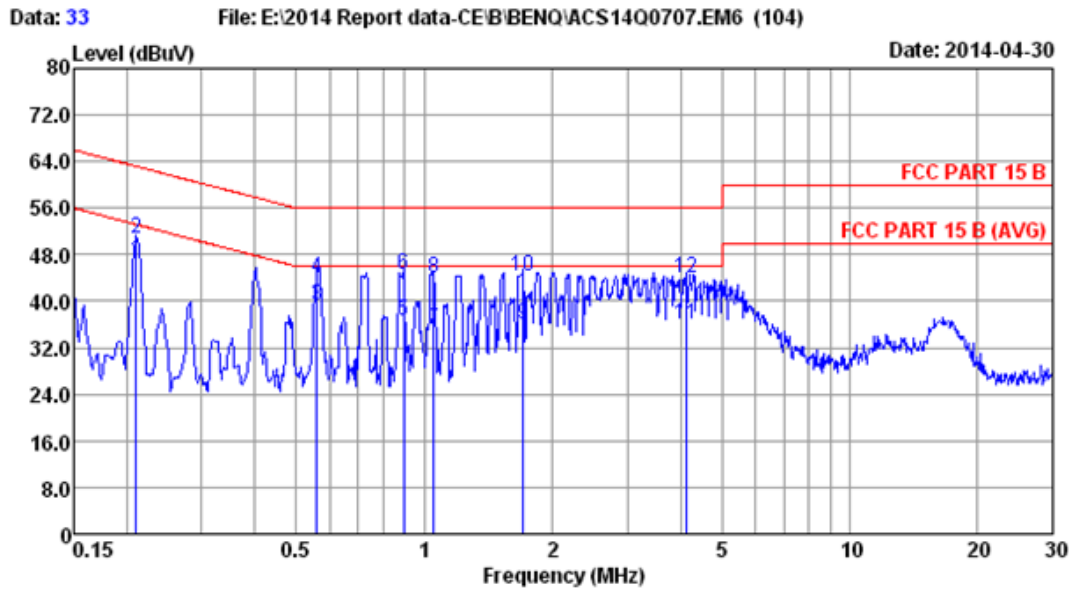
Remarks: 1.Emission Level=LISN Factor+Cable Loss(Include 10dB pulse limit)+Reading.  
 2.If the average limit is met when using a quasi-peak detector, the EUT shall be deemed to meet both limits and measurement with average detector is unnecessary.



Site no :2# Conduction Data No :32  
 Dis./Lisn :13 ENV4200 N LISN phase:NEUTRAL  
 Limit :FCC PART 15 B  
 Env./Ins. :21.3\*C/46% Engineer :Nick\_Huang  
 EUT :LCD Monitor M/N:RP700  
 Power Rating :AC 120V/60Hz  
 Test Mode :Running Burnin Test V7.0  
 VGA3:1920\*1080@60Hz

| No | Freq (MHz) | LISN Factor (dB) | Cable Loss (dB) | Reading (dBuV) | Emission Level (dBuV) | Limits (dBuV) | Margin (dB) | Remark  |
|----|------------|------------------|-----------------|----------------|-----------------------|---------------|-------------|---------|
| 1  | 0.2100     | 9.81             | 9.96            | 27.34          | 47.11                 | 53.21         | 6.10        | Average |
| 2  | 0.2100     | 9.81             | 9.96            | 31.13          | 50.90                 | 63.21         | 12.31       | QP      |
| 3  | 0.5580     | 9.82             | 9.96            | 19.28          | 39.06                 | 46.00         | 6.94        | Average |
| 4  | 0.5580     | 9.82             | 9.96            | 24.23          | 44.01                 | 56.00         | 11.99       | QP      |
| 5  | 0.8944     | 9.82             | 9.97            | 16.65          | 36.44                 | 46.00         | 9.56        | Average |
| 6  | 0.8944     | 9.82             | 9.97            | 23.93          | 43.72                 | 56.00         | 12.28       | QP      |
| 7  | 1.0485     | 9.83             | 9.97            | 15.69          | 35.49                 | 46.00         | 10.51       | Average |
| 8  | 1.0485     | 9.83             | 9.97            | 23.91          | 43.71                 | 56.00         | 12.29       | QP      |
| 9  | 1.6981     | 9.84             | 9.98            | 17.14          | 36.96                 | 46.00         | 9.04        | Average |
| 10 | 1.6981     | 9.84             | 9.98            | 23.76          | 43.58                 | 56.00         | 12.42       | QP      |
| 11 | 3.3105     | 9.87             | 10.00           | 17.86          | 37.73                 | 46.00         | 8.27        | Average |
| 12 | 3.3105     | 9.87             | 10.00           | 23.81          | 43.68                 | 56.00         | 12.32       | QP      |

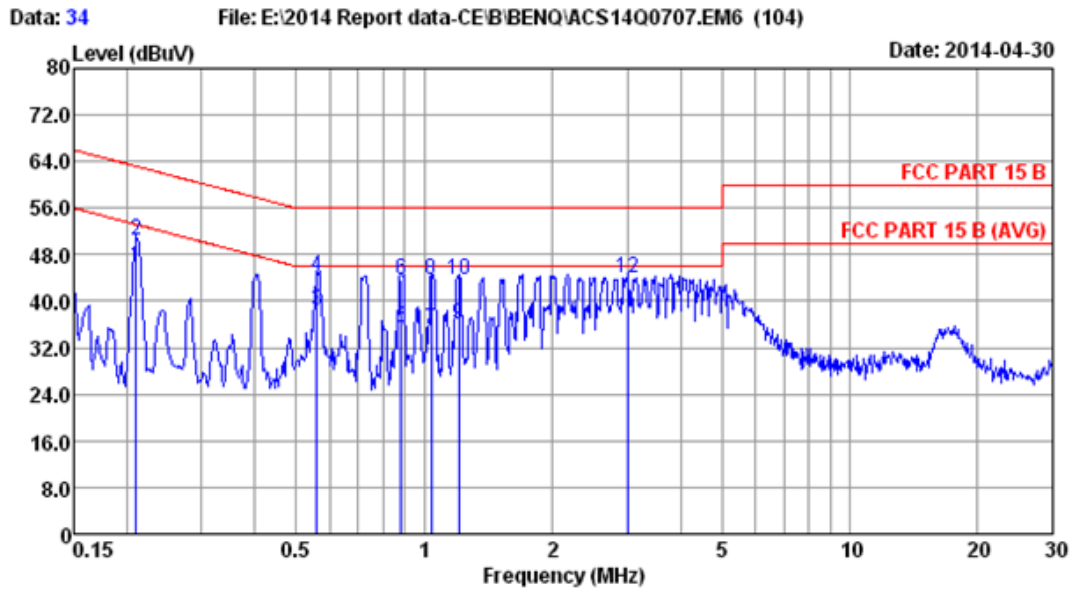
Remarks: 1.Emission Level=LISN Factor+Cable Loss(Include 10dB pulse limit)+Reading.  
 2.If the average limit is met when using a quasi-peak detector, the EUT shall be deemed to meet both limits and measurement with average detector is unnecessary.



Site no :2# Conduction Data No :33  
 Dis./Lisn :13 ENV4200 L1 LISN phase:LINE  
 Limit :FCC PART 15 B  
 Env./Ins. :21.3\*C/46% Engineer :Nick\_Huang  
 EUT :LCD Monitor M/N:RP700  
 Power Rating :AC 120V/60Hz  
 Test Mode :Running Burnin Test V7.0  
 HDMI1:1920\*1080@60Hz

| No | Freq (MHz) | LISN Factor (dB) | Cable Loss (dB) | Reading (dBuV) | Emission Level (dBuV) | Limits (dBuV) | Margin (dB) | Remark  |
|----|------------|------------------|-----------------|----------------|-----------------------|---------------|-------------|---------|
| 1  | 0.2100     | 9.92             | 9.96            | 27.13          | 47.01                 | 53.21         | 6.20        | Average |
| 2  | 0.2100     | 9.92             | 9.96            | 30.98          | 50.86                 | 63.21         | 12.35       | QP      |
| 3  | 0.5580     | 9.95             | 9.96            | 19.26          | 39.17                 | 46.00         | 6.83        | Average |
| 4  | 0.5580     | 9.95             | 9.96            | 24.18          | 44.09                 | 56.00         | 11.91       | QP      |
| 5  | 0.8944     | 9.97             | 9.97            | 16.69          | 36.63                 | 46.00         | 9.37        | Average |
| 6  | 0.8944     | 9.97             | 9.97            | 24.60          | 44.54                 | 56.00         | 11.46       | QP      |
| 7  | 1.0541     | 9.98             | 9.97            | 15.26          | 35.21                 | 46.00         | 10.79       | Average |
| 8  | 1.0541     | 9.98             | 9.97            | 24.07          | 44.02                 | 56.00         | 11.98       | QP      |
| 9  | 1.7071     | 10.02            | 9.98            | 16.09          | 36.09                 | 46.00         | 9.91        | Average |
| 10 | 1.7071     | 10.02            | 9.98            | 24.35          | 44.35                 | 56.00         | 11.65       | QP      |
| 11 | 4.1356     | 10.04            | 10.02           | 16.00          | 36.06                 | 46.00         | 9.94        | Average |
| 12 | 4.1356     | 10.04            | 10.02           | 23.94          | 44.00                 | 56.00         | 12.00       | QP      |

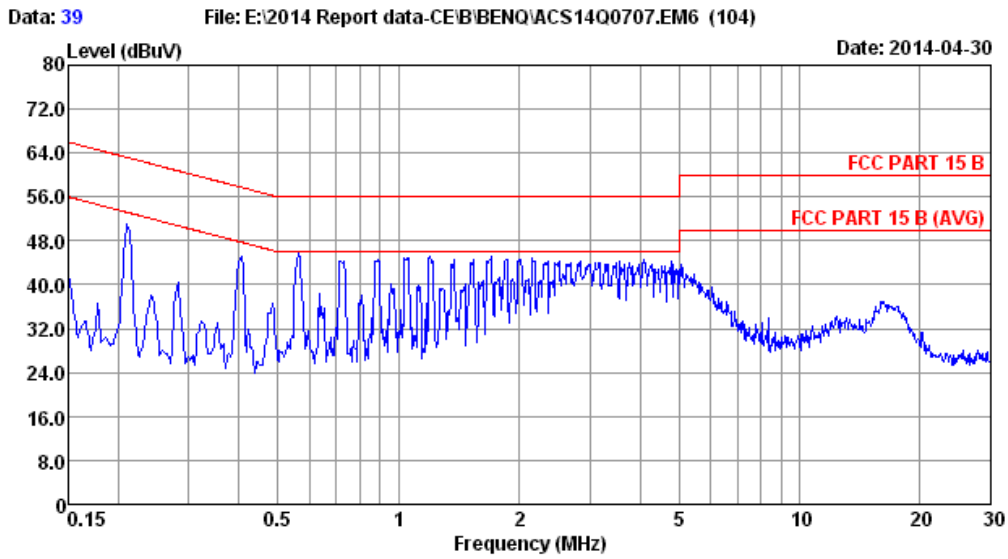
Remarks: 1.Emission Level=LISN Factor+Cable Loss(Include 10dB pulse limit)+Reading.  
 2.If the average limit is met when using a quasi-peak detector, the EUT shall be deemed to meet both limits and measurement with average detector is unnecessary.



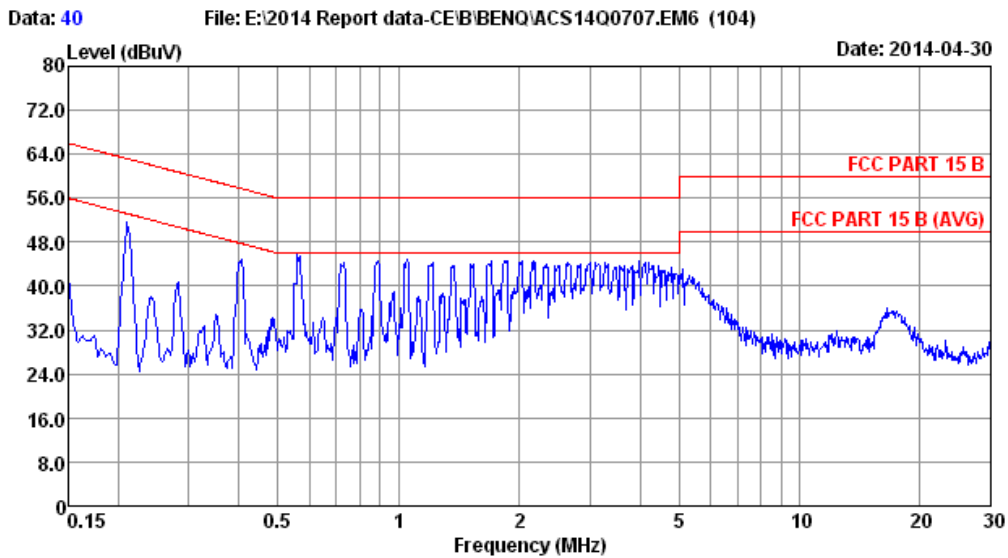
Site no :2# Conduction Data No :34  
 Dis./Lisn :13 ENV4200 N LISN phase:NEUTRAL  
 Limit :FCC PART 15 B  
 Env./Ins. :21.3\*C/46% Engineer :Nick\_Huang  
 EUT :LCD Monitor M/N:RP700  
 Power Rating :AC 120V/60Hz  
 Test Mode :Running Burnin Test V7.0  
 HDMI1:1920\*1080@60Hz

| No | Freq (MHz) | LISN Factor (dB) | Cable Loss (dB) | Reading (dBuV) | Emission Level (dBuV) | Limits (dBuV) | Margin (dB) | Remark  |
|----|------------|------------------|-----------------|----------------|-----------------------|---------------|-------------|---------|
| 1  | 0.2106     | 9.81             | 9.96            | 26.35          | 46.12                 | 53.18         | 7.06        | Average |
| 2  | 0.2106     | 9.81             | 9.96            | 30.72          | 50.49                 | 63.18         | 12.69       | QP      |
| 3  | 0.5581     | 9.82             | 9.96            | 18.68          | 38.46                 | 46.00         | 7.54        | Average |
| 4  | 0.5581     | 9.82             | 9.96            | 24.39          | 44.17                 | 56.00         | 11.83       | QP      |
| 5  | 0.8803     | 9.82             | 9.97            | 15.59          | 35.38                 | 46.00         | 10.62       | Average |
| 6  | 0.8803     | 9.82             | 9.97            | 23.93          | 43.72                 | 56.00         | 12.28       | QP      |
| 7  | 1.0375     | 9.83             | 9.97            | 15.23          | 35.03                 | 46.00         | 10.97       | Average |
| 8  | 1.0375     | 9.83             | 9.97            | 23.84          | 43.64                 | 56.00         | 12.36       | QP      |
| 9  | 1.2034     | 9.83             | 9.97            | 16.34          | 36.14                 | 46.00         | 9.86        | Average |
| 10 | 1.2034     | 9.83             | 9.97            | 23.81          | 43.61                 | 56.00         | 12.39       | QP      |
| 11 | 3.0094     | 9.86             | 10.00           | 17.04          | 36.90                 | 46.00         | 9.10        | Average |
| 12 | 3.0094     | 9.86             | 10.00           | 24.13          | 43.99                 | 56.00         | 12.01       | QP      |

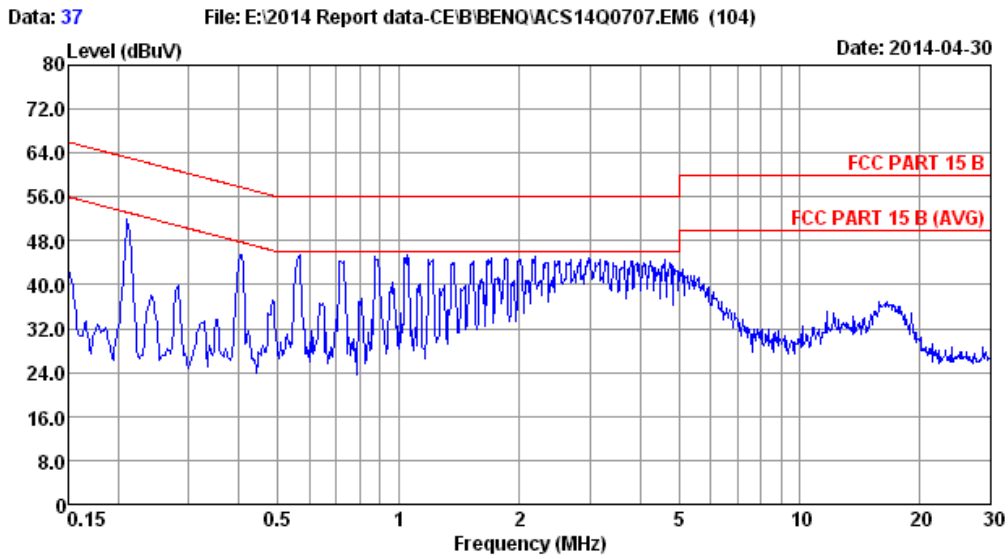
Remarks: 1.Emission Level=LISN Factor+Cable Loss(Include 10dB pulse limit)+Reading.  
 2.If the average limit is met when using a quasi-peak detector.  
 the EUT shall be deemed to meet both limits and measurement  
 with average detector is unnecessary.



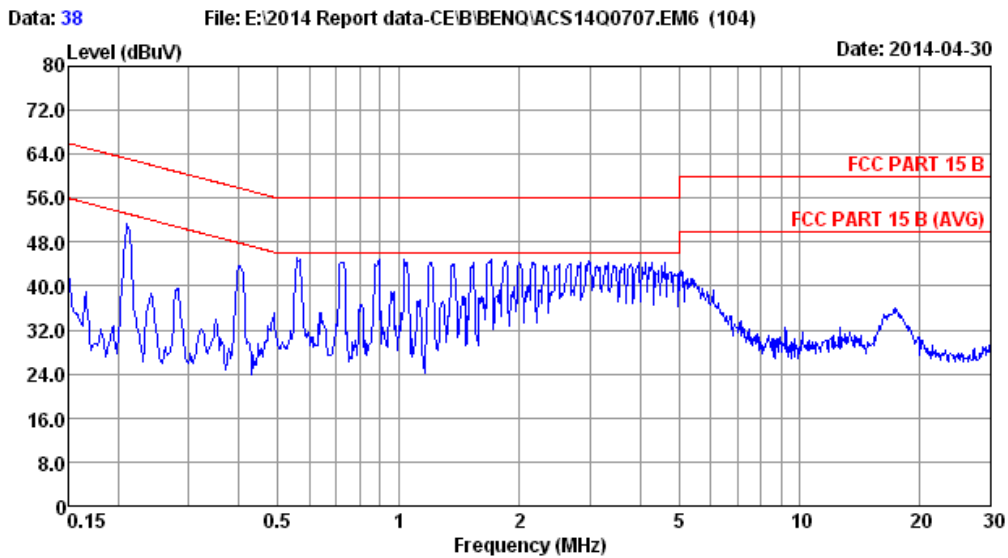
Site no :2# Conduction Data No :39  
 Dis./Lisn :13 ENV4200 L1 LISN phase:LINE  
 Limit :FCC PART 15 B  
 Env./Ins. :21.3\*C/46% Engineer :Nick\_Huang  
 EUT :LCD Monitor M/N:RP700  
 Power Rating :AC 120V/60Hz  
 Test Mode :Running Burnin Test V7.0  
 HDMI2:640\*480@60Hz



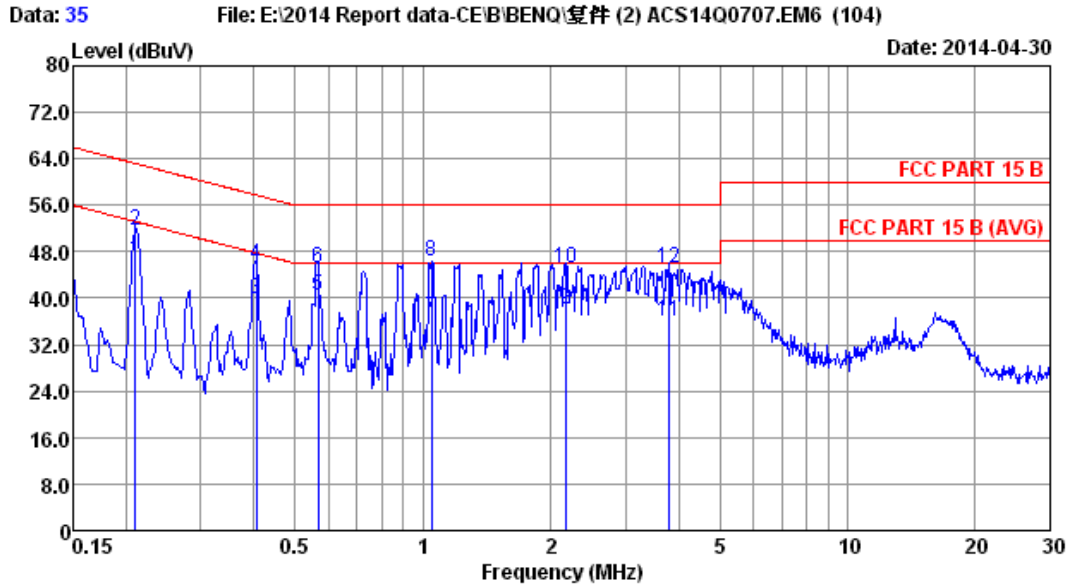
Site no :2# Conduction Data No :40  
 Dis./Lisn :13 ENV4200 N LISN phase:NEUTRAL  
 Limit :FCC PART 15 B  
 Env./Ins. :21.3\*C/46% Engineer :Nick\_Huang  
 EUT :LCD Monitor M/N:RP700  
 Power Rating :AC 120V/60Hz  
 Test Mode :Running Burnin Test V7.0  
 HDMI2:640\*480@60Hz



Site no :2# Conduction Data No :37  
Dis./Lisn :13 ENV4200 L1 LISN phase:LINE  
Limit :FCC PART 15 B  
Env./Ins. :21.3\*C/46% Engineer :Nick\_Huang  
EUT :LCD Monitor M/N:RP700  
Power Rating :AC 120V/60Hz  
Test Mode :Running Burnin Test V7.0  
HDMI2:1024\*768@75Hz



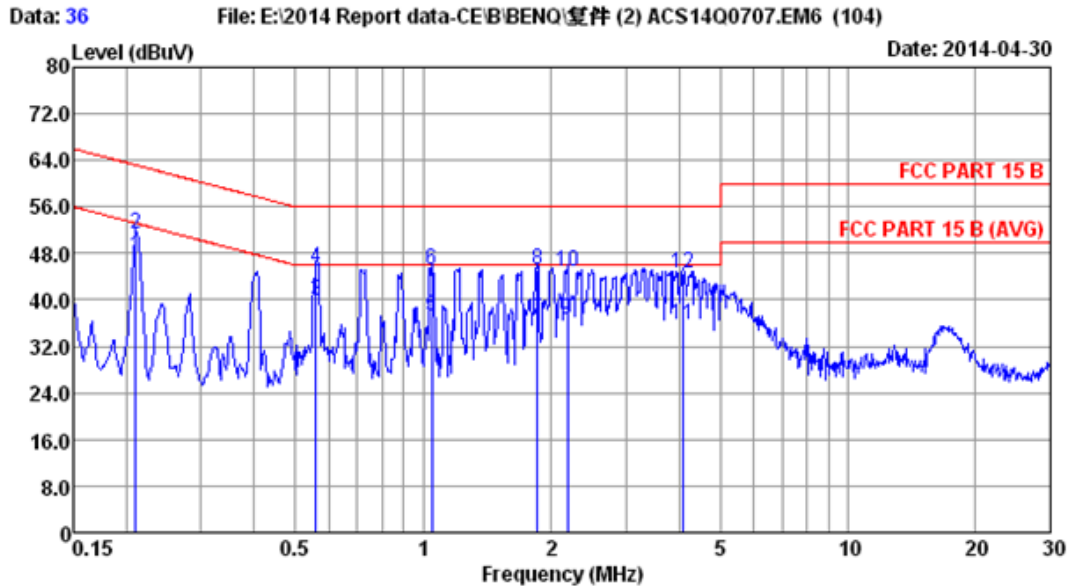
Site no :2# Conduction Data No :38  
Dis./Lisn :13 ENV4200 N LISN phase:NEUTRAL  
Limit :FCC PART 15 B  
Env./Ins. :21.3\*C/46% Engineer :Nick\_Huang  
EUT :LCD Monitor M/N:RP700  
Power Rating :AC 120V/60Hz  
Test Mode :Running Burnin Test V7.0  
HDMI2:1024\*768@75Hz



Site no :2# Conduction Data No :35  
 Dis./Lisn :13 ENV4200 L1 LISN phase:LINE  
 Limit :FCC PART 15 B  
 Env./Ins. :21.3\*C/46% Engineer :Nick\_Huang  
 EUT :LCD Monitor M/N:RP700  
 Power Rating :AC 120V/60Hz  
 Test Mode :Running Burnin Test V7.0  
 HDMI2:1920\*1080@60Hz

| No | Freq (MHz) | LISN Factor (dB) | Cable Loss (dB) | Reading (dBUV) | Emission Level (dBUV) | Limits (dBUV) | Margin (dB) | Remark  |
|----|------------|------------------|-----------------|----------------|-----------------------|---------------|-------------|---------|
| 1  | 0.2106     | 9.92             | 9.96            | 26.65          | 46.53                 | 53.18         | 6.65        | Average |
| 2  | 0.2106     | 9.92             | 9.96            | 31.93          | 51.81                 | 63.18         | 11.37       | QP      |
| 3  | 0.4061     | 9.93             | 9.96            | 19.89          | 39.78                 | 47.73         | 7.95        | Average |
| 4  | 0.4061     | 9.93             | 9.96            | 25.72          | 45.61                 | 57.73         | 12.12       | QP      |
| 5  | 0.5671     | 9.95             | 9.96            | 20.46          | 40.37                 | 46.00         | 5.63        | Average |
| 6  | 0.5671     | 9.95             | 9.96            | 25.37          | 45.28                 | 56.00         | 10.72       | QP      |
| 7  | 1.0485     | 9.98             | 9.97            | 16.66          | 36.61                 | 46.00         | 9.39        | Average |
| 8  | 1.0485     | 9.98             | 9.97            | 26.35          | 46.30                 | 56.00         | 9.70        | QP      |
| 9  | 2.1783     | 10.03            | 9.99            | 17.95          | 37.97                 | 46.00         | 8.03        | Average |
| 10 | 2.1783     | 10.03            | 9.99            | 25.07          | 45.09                 | 56.00         | 10.91       | QP      |
| 11 | 3.7794     | 10.04            | 10.01           | 16.08          | 36.13                 | 46.00         | 9.87        | Average |
| 12 | 3.7794     | 10.04            | 10.01           | 25.05          | 45.10                 | 56.00         | 10.90       | QP      |

Remarks: 1.Emission Level=LISN Factor+Cable Loss(Include 10dB pulse limit)+Reading.  
 2.If the average limit is met when using a quasi-peak detector.  
 the EUT shall be deemed to meet both limits and measurement  
 with average detector is unnecessary.

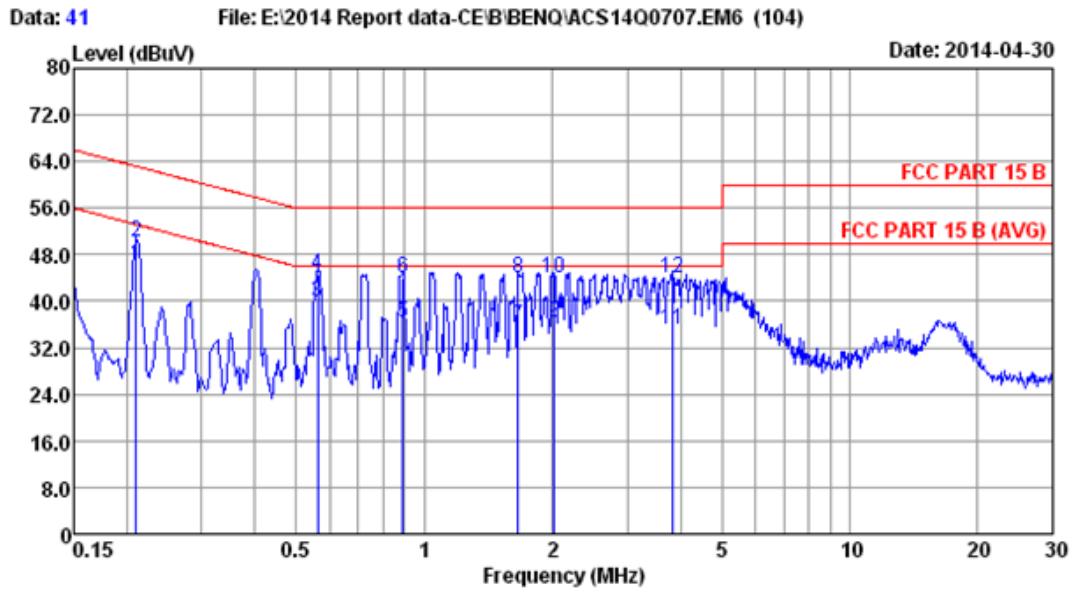


Site no :2# Conduction Data No :36  
 Dis./Lisn :13 ENV4200 N LISN phase:NEUTRAL  
 Limit :FCC PART 15 B  
 Env./Ins. :21.3°C/46% Engineer :Nick\_Huang  
 EUT :LCD Monitor M/N:RP700  
 Power Rating :AC 120V/60Hz  
 Test Mode :Running Burnin Test V7.0  
 HDMI2:1920\*1080@60Hz

| No | Freq (MHz) | LISN Factor (dB) | Cable Loss (dB) | Reading (dBuV) | Emission Level (dBuV) | Limits (dBuV) | Margin (dB) | Remark  |
|----|------------|------------------|-----------------|----------------|-----------------------|---------------|-------------|---------|
| 1  | 0.2106     | 9.81             | 9.96            | 27.63          | 47.40                 | 53.18         | 5.78        | Average |
| 2  | 0.2106     | 9.81             | 9.96            | 31.55          | 51.32                 | 63.18         | 11.86       | QP      |
| 3  | 0.5581     | 9.82             | 9.96            | 19.98          | 39.76                 | 46.00         | 6.24        | Average |
| 4  | 0.5581     | 9.82             | 9.96            | 25.76          | 45.54                 | 56.00         | 10.46       | QP      |
| 5  | 1.0485     | 9.83             | 9.97            | 17.45          | 37.25                 | 46.00         | 8.75        | Average |
| 6  | 1.0485     | 9.83             | 9.97            | 25.26          | 45.06                 | 56.00         | 10.94       | QP      |
| 7  | 1.8581     | 9.84             | 9.98            | 16.64          | 36.46                 | 46.00         | 9.54        | Average |
| 8  | 1.8581     | 9.84             | 9.98            | 25.34          | 45.16                 | 56.00         | 10.84       | QP      |
| 9  | 2.1898     | 9.84             | 9.99            | 16.88          | 36.71                 | 46.00         | 9.29        | Average |
| 10 | 2.1898     | 9.84             | 9.99            | 25.08          | 44.91                 | 56.00         | 11.09       | QP      |
| 11 | 4.0920     | 9.88             | 10.02           | 15.90          | 35.80                 | 46.00         | 10.20       | Average |
| 12 | 4.0920     | 9.88             | 10.02           | 24.68          | 44.58                 | 56.00         | 11.42       | QP      |

Remarks: 1.Emission Level=LISN Factor+Cable Loss(Include 10dB pulse limit)+Reading.  
 2.If the average limit is met when using a quasi-peak detector, the EUT shall be deemed to meet both limits and measurement with average detector is unnecessary.

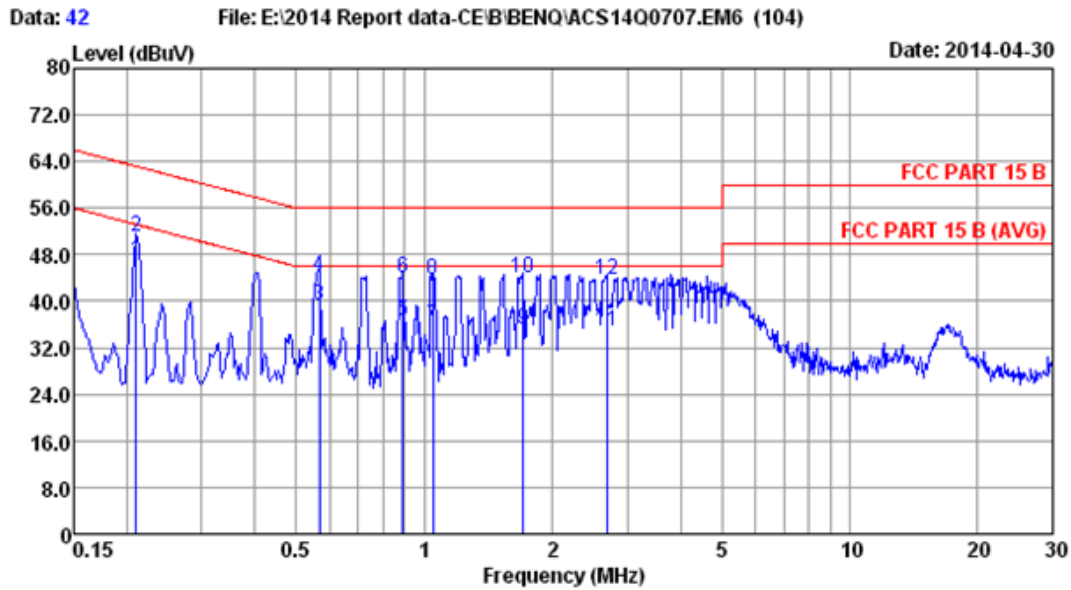




Site no :2# Conduction Data No :41  
 Dis./Lisn :13 ENV4200 L1 LISN phase:LINE  
 Limit :FCC PART 15 B  
 Env./Ins. :21.3\*C/46% Engineer :Nick\_Huang  
 EUT :LCD Monitor M/N:RP700  
 Power Rating :AC 120V/60Hz  
 Test Mode :Running Burnin Test V7.0  
 HDMI3:1920\*1080@60Hz

| No | Freq (MHz) | LISN Factor (dB) | Cable Loss (dB) | Reading (dBuV) | Emission Level (dBuV) | Limits (dBuV) | Margin (dB) | Remark  |
|----|------------|------------------|-----------------|----------------|-----------------------|---------------|-------------|---------|
| 1  | 0.2106     | 9.92             | 9.96            | 26.56          | 46.44                 | 53.18         | 6.74        | Average |
| 2  | 0.2106     | 9.92             | 9.96            | 30.17          | 50.05                 | 63.18         | 13.13       | QP      |
| 3  | 0.5611     | 9.95             | 9.96            | 19.88          | 39.79                 | 46.00         | 6.21        | Average |
| 4  | 0.5611     | 9.95             | 9.96            | 24.64          | 44.55                 | 56.00         | 11.45       | QP      |
| 5  | 0.8897     | 9.97             | 9.97            | 16.49          | 36.43                 | 46.00         | 9.57        | Average |
| 6  | 0.8897     | 9.97             | 9.97            | 24.16          | 44.10                 | 56.00         | 11.90       | QP      |
| 7  | 1.6625     | 10.01            | 9.98            | 15.78          | 35.77                 | 46.00         | 10.23       | Average |
| 8  | 1.6625     | 10.01            | 9.98            | 23.93          | 43.92                 | 56.00         | 12.08       | QP      |
| 9  | 2.0225     | 10.03            | 9.99            | 16.23          | 36.25                 | 46.00         | 9.75        | Average |
| 10 | 2.0225     | 10.03            | 9.99            | 23.82          | 43.84                 | 56.00         | 12.16       | QP      |
| 11 | 3.8196     | 10.04            | 10.01           | 15.13          | 35.18                 | 46.00         | 10.82       | Average |
| 12 | 3.8196     | 10.04            | 10.01           | 24.05          | 44.10                 | 56.00         | 11.90       | QP      |

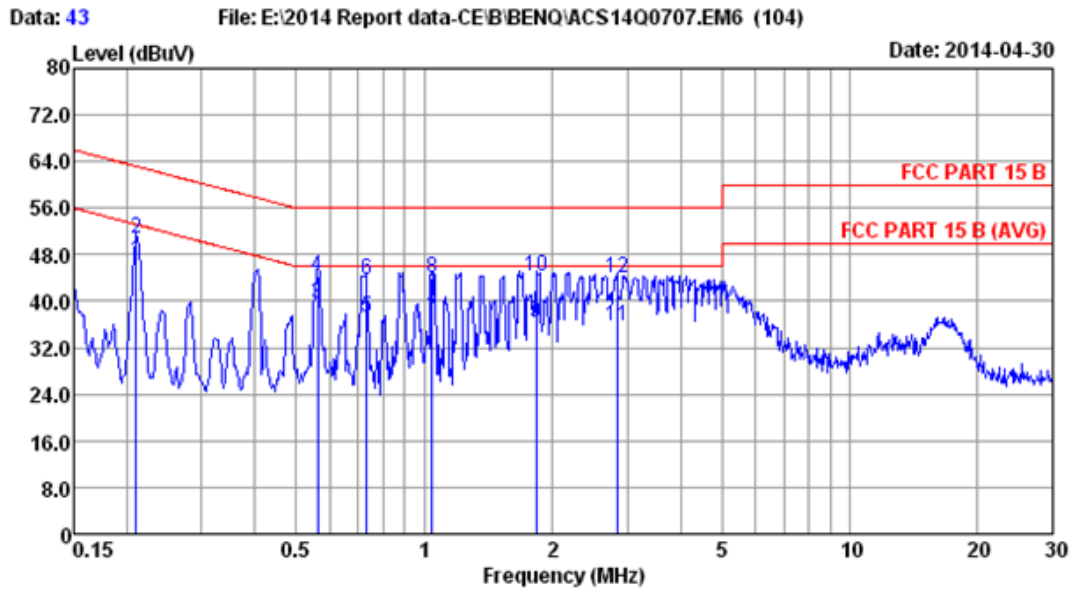
Remarks: 1.Emission Level=LISN Factor+Cable Loss(Include 10dB pulse limit)+Reading.  
 2.If the average limit is met when using a quasi-peak detector, the EUT shall be deemed to meet both limits and measurement with average detector is unnecessary.



Site no :2# Conduction Data No :42  
 Dis./Lisn :13 ENV4200 N LISN phase:NEUTRAL  
 Limit :FCC PART 15 B  
 Env./Ins. :21.3\*C/46% Engineer :Nick\_Huang  
 EUT :LCD Monitor M/N:RP700  
 Power Rating :AC 120V/60Hz  
 Test Mode :Running Burnin Test V7.0  
 HDMI3:1920\*1080@60Hz

| No | Freq (MHz) | LISN Factor (dB) | Cable Loss (dB) | Reading (dBuV) | Emission Level (dBuV) | Limits (dBuV) | Margin (dB) | Remark  |
|----|------------|------------------|-----------------|----------------|-----------------------|---------------|-------------|---------|
| 1  | 0.2100     | 9.81             | 9.96            | 27.13          | 46.90                 | 53.21         | 6.31        | Average |
| 2  | 0.2100     | 9.81             | 9.96            | 31.16          | 50.93                 | 63.21         | 12.28       | QP      |
| 3  | 0.5660     | 9.82             | 9.96            | 19.58          | 39.36                 | 46.00         | 6.64        | Average |
| 4  | 0.5660     | 9.82             | 9.96            | 24.43          | 44.21                 | 56.00         | 11.79       | QP      |
| 5  | 0.8897     | 9.82             | 9.97            | 16.69          | 36.48                 | 46.00         | 9.52        | Average |
| 6  | 0.8897     | 9.82             | 9.97            | 24.08          | 43.87                 | 56.00         | 12.13       | QP      |
| 7  | 1.0485     | 9.83             | 9.97            | 15.88          | 35.68                 | 46.00         | 10.32       | Average |
| 8  | 1.0485     | 9.83             | 9.97            | 24.01          | 43.81                 | 56.00         | 12.19       | QP      |
| 9  | 1.7071     | 9.84             | 9.98            | 15.36          | 35.18                 | 46.00         | 10.82       | Average |
| 10 | 1.7071     | 9.84             | 9.98            | 24.07          | 43.89                 | 56.00         | 12.11       | QP      |
| 11 | 2.6783     | 9.85             | 10.00           | 14.89          | 34.74                 | 46.00         | 11.26       | Average |
| 12 | 2.6783     | 9.85             | 10.00           | 23.76          | 43.61                 | 56.00         | 12.39       | QP      |

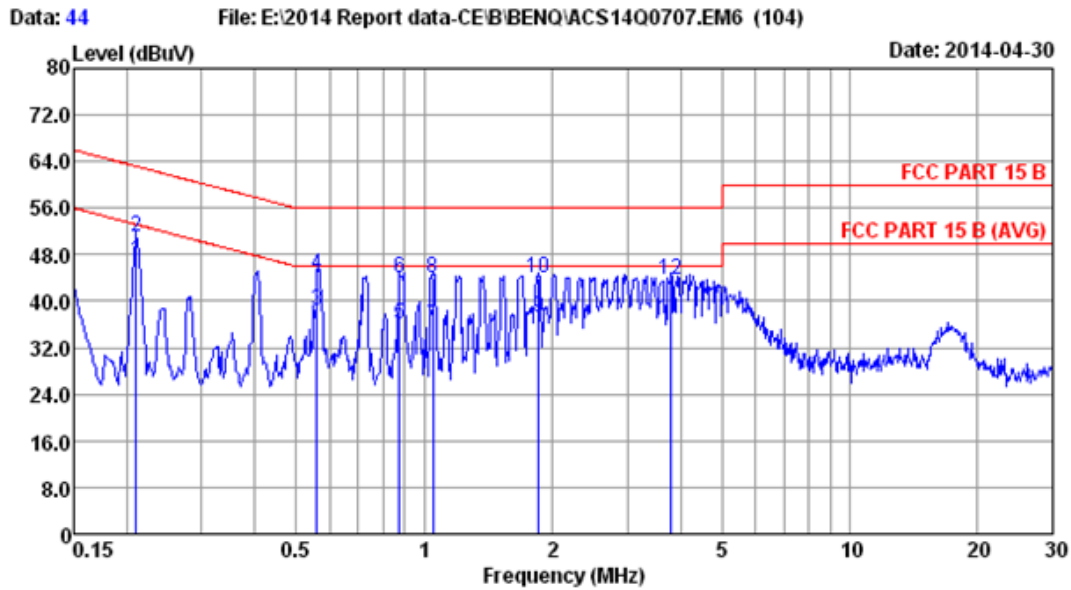
Remarks: 1.Emission Level=LISN Factor+Cable Loss(Include 10dB pulse limit)+Reading.  
 2.If the average limit is met when using a quasi-peak detector, the EUT shall be deemed to meet both limits and measurement with average detector is unnecessary.



Site no :2# Conduction Data No :43  
 Dis./Lisn :13 ENV4200 L1 LISN phase:LINE  
 Limit :FCC PART 15 B  
 Env./Ins. :21.3\*C/46% Engineer :Nick\_Huang  
 EUT :LCD Monitor M/N:RP700  
 Power Rating :AC 120V/60Hz  
 Test Mode :USB MODE  
 M-USB 1

| No | Freq (MHz) | LISN Factor (dB) | Cable Loss (dB) | Reading (dBuV) | Emission Level (dBuV) | Limits (dBuV) | Margin (dB) | Remark  |
|----|------------|------------------|-----------------|----------------|-----------------------|---------------|-------------|---------|
| 1  | 0.2100     | 9.92             | 9.96            | 27.16          | 47.04                 | 53.21         | 6.17        | Average |
| 2  | 0.2100     | 9.92             | 9.96            | 30.97          | 50.85                 | 63.21         | 12.36       | QP      |
| 3  | 0.5620     | 9.95             | 9.96            | 19.58          | 39.49                 | 46.00         | 6.51        | Average |
| 4  | 0.5620     | 9.95             | 9.96            | 24.43          | 44.34                 | 56.00         | 11.66       | QP      |
| 5  | 0.7313     | 9.96             | 9.97            | 17.34          | 37.27                 | 46.00         | 8.73        | Average |
| 6  | 0.7313     | 9.96             | 9.97            | 23.89          | 43.82                 | 56.00         | 12.18       | QP      |
| 7  | 1.0430     | 9.98             | 9.97            | 17.08          | 37.03                 | 46.00         | 8.97        | Average |
| 8  | 1.0430     | 9.98             | 9.97            | 23.92          | 43.87                 | 56.00         | 12.13       | QP      |
| 9  | 1.8288     | 10.02            | 9.98            | 16.45          | 36.45                 | 46.00         | 9.55        | Average |
| 10 | 1.8288     | 10.02            | 9.98            | 24.27          | 44.27                 | 56.00         | 11.73       | QP      |
| 11 | 2.8390     | 10.03            | 10.00           | 15.66          | 35.69                 | 46.00         | 10.31       | Average |
| 12 | 2.8390     | 10.03            | 10.00           | 23.82          | 43.85                 | 56.00         | 12.15       | QP      |

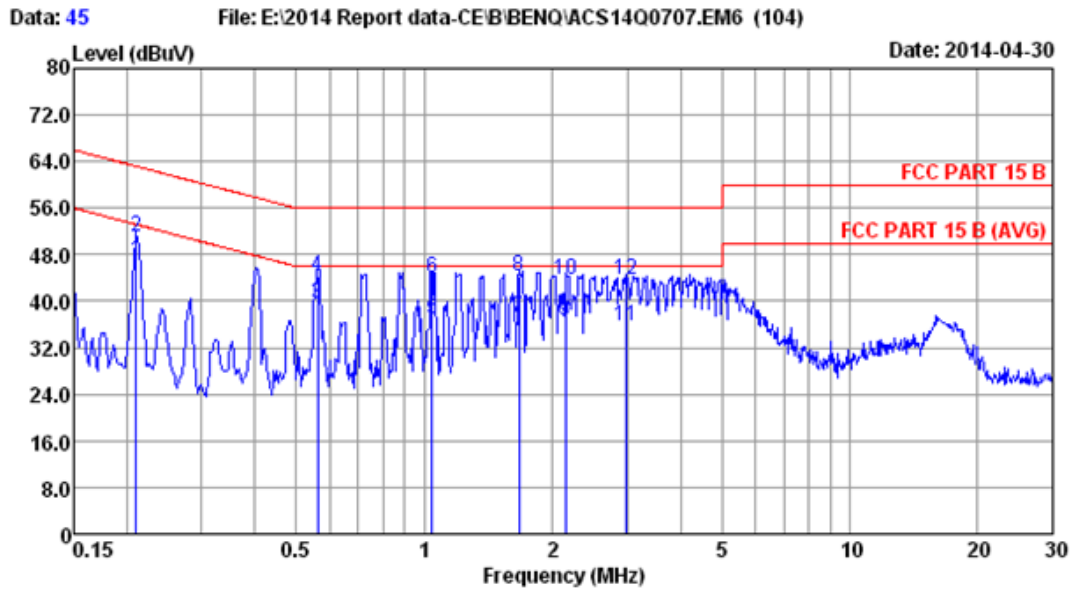
Remarks: 1. Emission Level=LISN Factor+Cable Loss(Include 10dB pulse limit)+Reading.  
 2. If the average limit is met when using a quasi-peak detector, the EUT shall be deemed to meet both limits and measurement with average detector is unnecessary.



Site no :2# Conduction Data No :44  
 Dis./Lisn :13 ENV4200 N LISN phase:NEUTRAL  
 Limit :FCC PART 15 B  
 Env./Ins. :21.3\*C/46% Engineer :Nick\_Huang  
 EUT :LCD Monitor M/N:RP700  
 Power Rating :AC 120V/60Hz  
 Test Mode :USB MODE  
 M-USB 1

| No | Freq (MHz) | LISN Factor (dB) | Cable Loss (dB) | Reading (dBuV) | Emission Level (dBuV) | Limits (dBuV) | Margin (dB) | Remark  |
|----|------------|------------------|-----------------|----------------|-----------------------|---------------|-------------|---------|
| 1  | 0.2100     | 9.81             | 9.96            | 27.11          | 46.88                 | 53.21         | 6.33        | Average |
| 2  | 0.2100     | 9.81             | 9.96            | 31.16          | 50.93                 | 63.21         | 12.28       | QP      |
| 3  | 0.5581     | 9.82             | 9.96            | 18.68          | 38.46                 | 46.00         | 7.54        | Average |
| 4  | 0.5581     | 9.82             | 9.96            | 24.79          | 44.57                 | 56.00         | 11.43       | QP      |
| 5  | 0.8757     | 9.82             | 9.97            | 16.32          | 36.11                 | 46.00         | 9.89        | Average |
| 6  | 0.8757     | 9.82             | 9.97            | 24.12          | 43.91                 | 56.00         | 12.09       | QP      |
| 7  | 1.0485     | 9.83             | 9.97            | 15.99          | 35.79                 | 46.00         | 10.21       | Average |
| 8  | 1.0485     | 9.83             | 9.97            | 24.14          | 43.94                 | 56.00         | 12.06       | QP      |
| 9  | 1.8581     | 9.84             | 9.98            | 17.42          | 37.24                 | 46.00         | 8.76        | Average |
| 10 | 1.8581     | 9.84             | 9.98            | 24.05          | 43.87                 | 56.00         | 12.13       | QP      |
| 11 | 3.7994     | 9.88             | 10.01           | 16.91          | 36.80                 | 46.00         | 9.20        | Average |
| 12 | 3.7994     | 9.88             | 10.01           | 23.93          | 43.82                 | 56.00         | 12.18       | QP      |

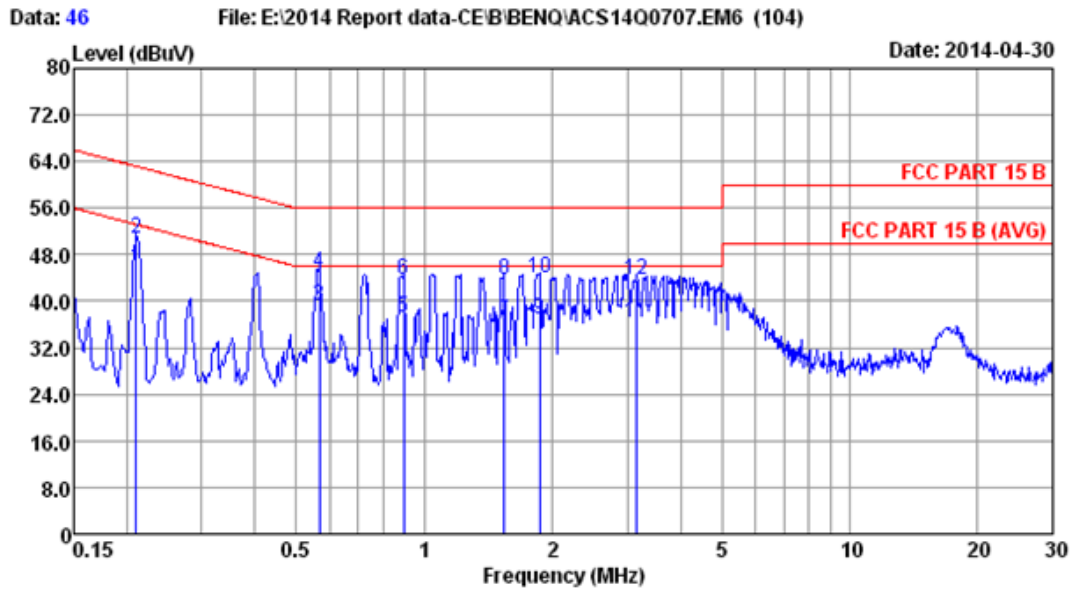
Remarks: 1.Emission Level=LISN Factor+Cable Loss(Include 10dB pulse limit)+Reading.  
 2.If the average limit is met when using a quasi-peak detector, the EUT shall be deemed to meet both limits and measurement with average detector is unnecessary.



Site no :2# Conduction Data No :45  
 Dis./Lisn :13 ENV4200 L1 LISN phase:LINE  
 Limit :FCC PART 15 B  
 Env./Ins. :21.3\*C/46% Engineer :Nick\_Huang  
 EUT :LCD Monitor M/N:RP700  
 Power Rating :AC 120V/60Hz  
 Test Mode :USB MODE  
 M-USB 2

| No | Freq (MHz) | LISN Factor (dB) | Cable Loss (dB) | Reading (dBuV) | Emission Level (dBuV) | Limits (dBuV) | Margin (dB) | Remark  |
|----|------------|------------------|-----------------|----------------|-----------------------|---------------|-------------|---------|
| 1  | 0.2100     | 9.92             | 9.96            | 27.19          | 47.07                 | 53.21         | 6.14        | Average |
| 2  | 0.2100     | 9.92             | 9.96            | 31.16          | 51.04                 | 63.21         | 12.17       | QP      |
| 3  | 0.5620     | 9.95             | 9.96            | 19.58          | 39.49                 | 46.00         | 6.51        | Average |
| 4  | 0.5620     | 9.95             | 9.96            | 24.43          | 44.34                 | 56.00         | 11.66       | QP      |
| 5  | 1.0430     | 9.98             | 9.97            | 16.84          | 36.79                 | 46.00         | 9.21        | Average |
| 6  | 1.0430     | 9.98             | 9.97            | 24.03          | 43.98                 | 56.00         | 12.02       | QP      |
| 7  | 1.6713     | 10.01            | 9.98            | 17.15          | 37.14                 | 46.00         | 8.86        | Average |
| 8  | 1.6713     | 10.01            | 9.98            | 24.23          | 44.22                 | 56.00         | 11.78       | QP      |
| 9  | 2.1439     | 10.03            | 9.99            | 16.68          | 36.70                 | 46.00         | 9.30        | Average |
| 10 | 2.1439     | 10.03            | 9.99            | 23.80          | 43.82                 | 56.00         | 12.18       | QP      |
| 11 | 2.9935     | 10.03            | 10.00           | 15.78          | 35.81                 | 46.00         | 10.19       | Average |
| 12 | 2.9935     | 10.03            | 10.00           | 23.55          | 43.58                 | 56.00         | 12.42       | QP      |

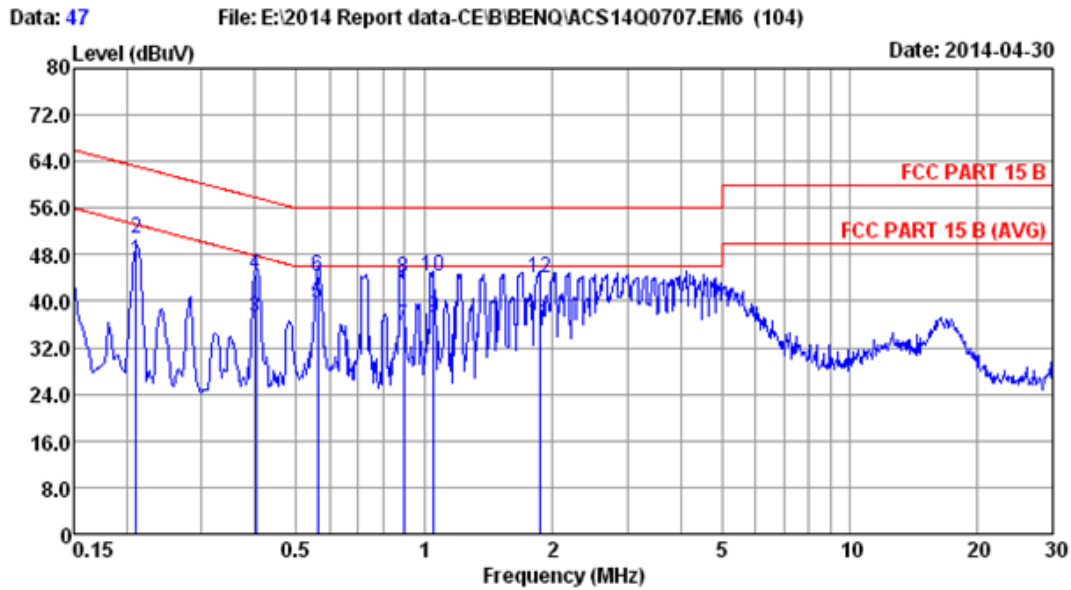
Remarks: 1.Emission Level=LISN Factor+Cable Loss(Include 10dB pulse limit)+Reading.  
 2.If the average limit is met when using a quasi-peak detector.  
 the EUT shall be deemed to meet both limits and measurement  
 with average detector is unnecessary.



Site no :2# Conduction Data No :46  
 Dis./Lisn :13 ENV4200 N LISN phase:NEUTRAL  
 Limit :FCC PART 15 B  
 Env./Ins. :21.3\*C/46% Engineer :Nick\_Huang  
 EUT :LCD Monitor M/N:RP700  
 Power Rating :AC 120V/60Hz  
 Test Mode :USB MODE  
 M-USB 2

| No | Freq (MHz) | LISN Factor (dB) | Cable Loss (dB) | Reading (dBuV) | Emission Level (dBuV) | Limits (dBuV) | Margin (dB) | Remark  |
|----|------------|------------------|-----------------|----------------|-----------------------|---------------|-------------|---------|
| 1  | 0.2106     | 9.81             | 9.96            | 25.96          | 45.73                 | 53.18         | 7.45        | Average |
| 2  | 0.2106     | 9.81             | 9.96            | 30.87          | 50.64                 | 63.18         | 12.54       | QP      |
| 3  | 0.5671     | 9.82             | 9.96            | 19.62          | 39.40                 | 46.00         | 6.60        | Average |
| 4  | 0.5671     | 9.82             | 9.96            | 24.98          | 44.76                 | 56.00         | 11.24       | QP      |
| 5  | 0.8944     | 9.82             | 9.97            | 17.26          | 37.05                 | 46.00         | 8.95        | Average |
| 6  | 0.8944     | 9.82             | 9.97            | 24.01          | 43.80                 | 56.00         | 12.20       | QP      |
| 7  | 1.5436     | 9.84             | 9.98            | 16.87          | 36.69                 | 46.00         | 9.31        | Average |
| 8  | 1.5436     | 9.84             | 9.98            | 23.94          | 43.76                 | 56.00         | 12.24       | QP      |
| 9  | 1.8680     | 9.84             | 9.98            | 17.22          | 37.04                 | 46.00         | 8.96        | Average |
| 10 | 1.8680     | 9.84             | 9.98            | 24.19          | 44.01                 | 56.00         | 11.99       | QP      |
| 11 | 3.1563     | 9.86             | 10.00           | 16.38          | 36.24                 | 46.00         | 9.76        | Average |
| 12 | 3.1563     | 9.86             | 10.00           | 23.75          | 43.61                 | 56.00         | 12.39       | QP      |

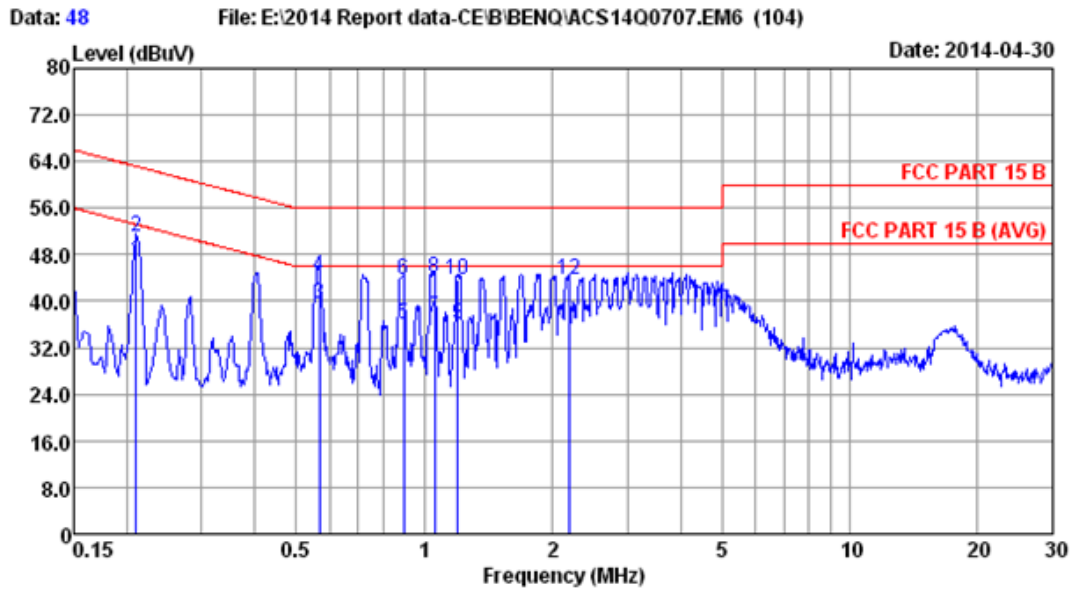
Remarks: 1.Emission Level=LISN Factor+Cable Loss(Include 10dB pulse limit)+Reading.  
 2.If the average limit is met when using a quasi-peak detector, the EUT shall be deemed to meet both limits and measurement with average detector is unnecessary.



Site no :2# Conduction Data No :47  
 Dis./Lisn :13 ENV4200 L1 LISN phase:LINE  
 Limit :FCC PART 15 B  
 Env./Ins. :21.3\*C/46% Engineer :Nick\_Huang  
 EUT :LCD Monitor M/N:RP700  
 Power Rating :AC 120V/60Hz  
 Test Mode :DVD MODE  
 CMP IN

| No | Freq (MHz) | LISN Factor (dB) | Cable Loss (dB) | Reading (dBuV) | Emission Level (dBuV) | Limits (dBuV) | Margin (dB) | Remark  |
|----|------------|------------------|-----------------|----------------|-----------------------|---------------|-------------|---------|
| 1  | 0.2100     | 9.92             | 9.96            | 26.93          | 46.81                 | 53.21         | 6.40        | Average |
| 2  | 0.2100     | 9.92             | 9.96            | 30.97          | 50.85                 | 63.21         | 12.36       | QP      |
| 3  | 0.4019     | 9.93             | 9.96            | 17.24          | 37.13                 | 47.81         | 10.68       | Average |
| 4  | 0.4019     | 9.93             | 9.96            | 24.80          | 44.69                 | 57.81         | 13.12       | QP      |
| 5  | 0.5620     | 9.95             | 9.96            | 19.55          | 39.46                 | 46.00         | 6.54        | Average |
| 6  | 0.5620     | 9.95             | 9.96            | 24.37          | 44.28                 | 56.00         | 11.72       | QP      |
| 7  | 0.8940     | 9.97             | 9.97            | 15.92          | 35.86                 | 46.00         | 10.14       | Average |
| 8  | 0.8940     | 9.97             | 9.97            | 23.97          | 43.91                 | 56.00         | 12.09       | QP      |
| 9  | 1.0541     | 9.98             | 9.97            | 17.22          | 37.17                 | 46.00         | 8.83        | Average |
| 10 | 1.0541     | 9.98             | 9.97            | 24.33          | 44.28                 | 56.00         | 11.72       | QP      |
| 11 | 1.8680     | 10.02            | 9.98            | 16.39          | 36.39                 | 46.00         | 9.61        | Average |
| 12 | 1.8680     | 10.02            | 9.98            | 24.10          | 44.10                 | 56.00         | 11.90       | QP      |

Remarks: 1.Emission Level=LISN Factor+Cable Loss(Include 10dB pulse limit)+Reading.  
 2.If the average limit is met when using a quasi-peak detector, the EUT shall be deemed to meet both limits and measurement with average detector is unnecessary.

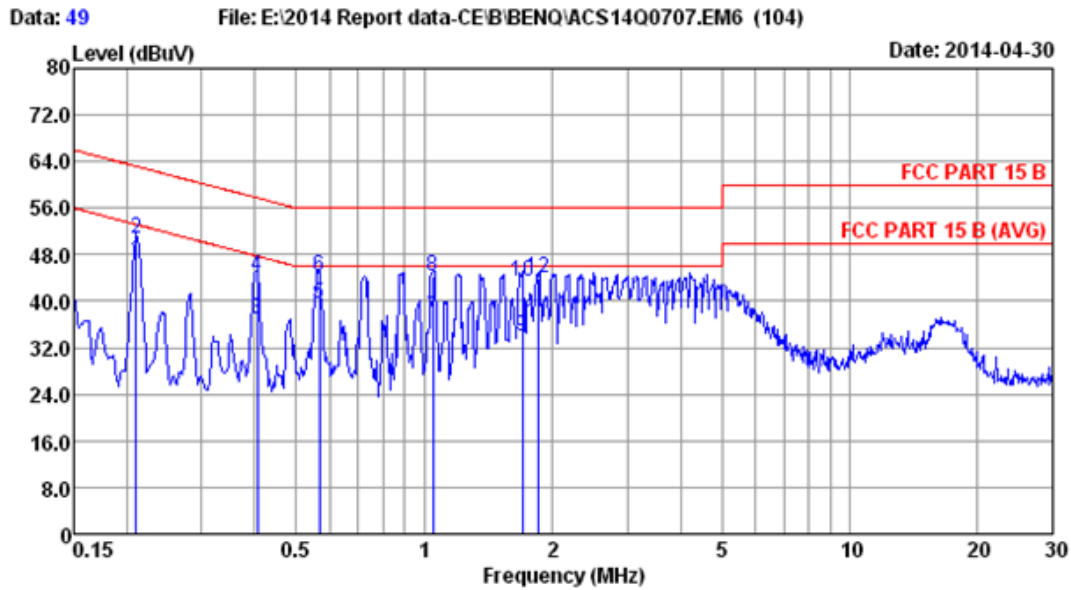


Site no :2# Conduction Data No :48  
 Dis./Lisn :13 ENV4200 N LISN phase:NEUTRAL  
 Limit :FCC PART 15 B  
 Env./Ins. :21.3\*C/46% Engineer :Nick\_Huang  
 EUT :LCD Monitor M/N:RP700  
 Power Rating :AC 120V/60Hz  
 Test Mode :DVD MODE  
 CMP IN

| No | Freq (MHz) | LISN Factor (dB) | Cable Loss (dB) | Reading (dBuV) | Emission Level (dBuV) | Limits (dBuV) | Margin (dB) | Remark  |
|----|------------|------------------|-----------------|----------------|-----------------------|---------------|-------------|---------|
| 1  | 0.2100     | 9.81             | 9.96            | 27.18          | 46.95                 | 53.21         | 6.26        | Average |
| 2  | 0.2100     | 9.81             | 9.96            | 31.26          | 51.03                 | 63.21         | 12.18       | QP      |
| 3  | 0.5660     | 9.82             | 9.96            | 19.73          | 39.51                 | 46.00         | 6.49        | Average |
| 4  | 0.5660     | 9.82             | 9.96            | 24.47          | 44.25                 | 56.00         | 11.75       | QP      |
| 5  | 0.8944     | 9.82             | 9.97            | 16.21          | 36.00                 | 46.00         | 10.00       | Average |
| 6  | 0.8944     | 9.82             | 9.97            | 23.85          | 43.64                 | 56.00         | 12.36       | QP      |
| 7  | 1.0597     | 9.83             | 9.97            | 17.38          | 37.18                 | 46.00         | 8.82        | Average |
| 8  | 1.0597     | 9.83             | 9.97            | 24.33          | 44.13                 | 56.00         | 11.87       | QP      |
| 9  | 1.1970     | 9.83             | 9.97            | 16.15          | 35.95                 | 46.00         | 10.05       | Average |
| 10 | 1.1970     | 9.83             | 9.97            | 23.85          | 43.65                 | 56.00         | 12.35       | QP      |
| 11 | 2.1898     | 9.84             | 9.99            | 16.15          | 35.98                 | 46.00         | 10.02       | Average |
| 12 | 2.1898     | 9.84             | 9.99            | 23.83          | 43.66                 | 56.00         | 12.34       | QP      |

Remarks: 1.Emission Level=LISN Factor+Cable Loss(Include 10dB pulse limit)+Reading.  
 2.If the average limit is met when using a quasi-peak detector, the EUT shall be deemed to meet both limits and measurement with average detector is unnecessary.

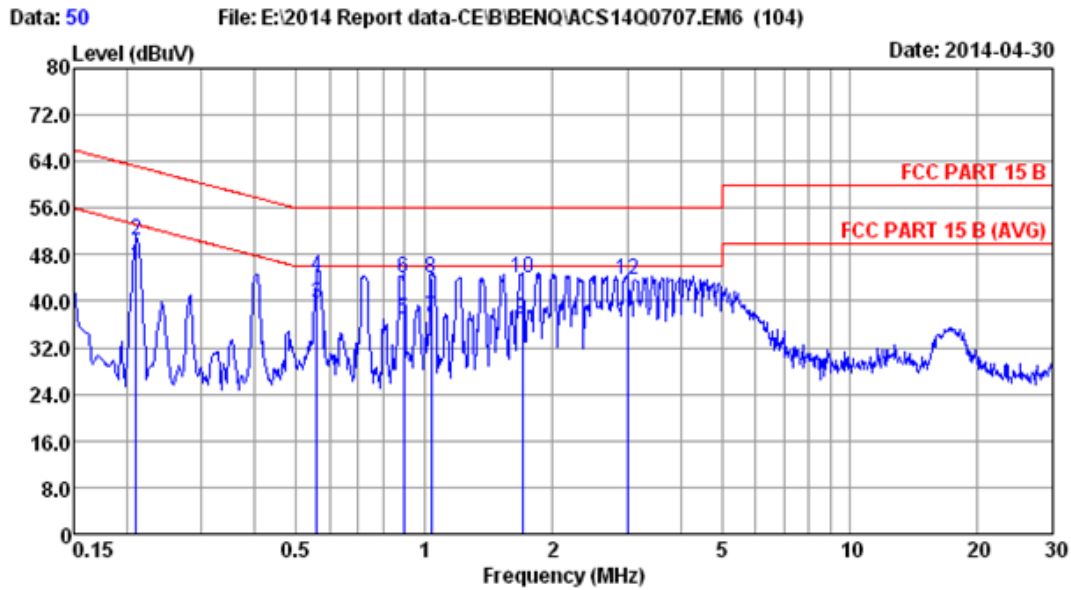




Site no :2# Conduction Data No :49  
 Dis./Lisn :13 ENV4200 L1 LISN phase:LINE  
 Limit :FCC PART 15 B  
 Env./Ins. :21.3\*C/46% Engineer :Nick\_Huang  
 EUT :LCD Monitor M/N:RP700  
 Power Rating :AC 120V/60Hz  
 Test Mode :DVD MODE  
 AV IN

| No | Freq (MHz) | LISN Factor (dB) | Cable Loss (dB) | Reading (dBuV) | Emission Level (dBuV) | Limits (dBuV) | Margin (dB) | Remark  |
|----|------------|------------------|-----------------|----------------|-----------------------|---------------|-------------|---------|
| 1  | 0.2100     | 9.92             | 9.96            | 27.12          | 47.00                 | 53.21         | 6.21        | Average |
| 2  | 0.2100     | 9.92             | 9.96            | 30.97          | 50.85                 | 63.21         | 12.36       | QP      |
| 3  | 0.4061     | 9.93             | 9.96            | 17.06          | 36.95                 | 47.73         | 10.78       | Average |
| 4  | 0.4061     | 9.93             | 9.96            | 24.42          | 44.31                 | 57.73         | 13.42       | QP      |
| 5  | 0.5660     | 9.95             | 9.96            | 19.76          | 39.67                 | 46.00         | 6.33        | Average |
| 6  | 0.5660     | 9.95             | 9.96            | 24.23          | 44.14                 | 56.00         | 11.86       | QP      |
| 7  | 1.0485     | 9.98             | 9.97            | 17.19          | 37.14                 | 46.00         | 8.86        | Average |
| 8  | 1.0485     | 9.98             | 9.97            | 24.21          | 44.16                 | 56.00         | 11.84       | QP      |
| 9  | 1.7020     | 10.02            | 9.98            | 13.91          | 33.91                 | 46.00         | 12.09       | Average |
| 10 | 1.7020     | 10.02            | 9.98            | 23.43          | 43.43                 | 56.00         | 12.57       | QP      |
| 11 | 1.8483     | 10.02            | 9.98            | 16.41          | 36.41                 | 46.00         | 9.59        | Average |
| 12 | 1.8483     | 10.02            | 9.98            | 23.94          | 43.94                 | 56.00         | 12.06       | QP      |

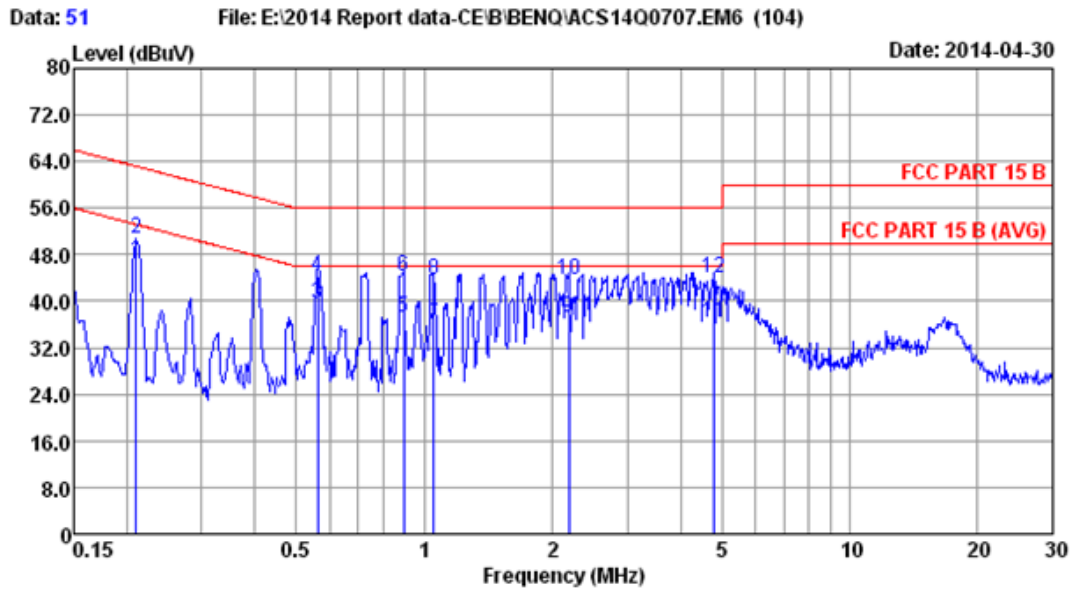
Remarks: 1.Emission Level=LISN Factor+Cable Loss(Include 10dB pulse limit)+Reading.  
 2.If the average limit is met when using a quasi-peak detector.  
 the EUT shall be deemed to meet both limits and measurement  
 with average detector is unnecessary.



Site no :2# Conduction Data No :50  
 Dis./Lisn :13 ENV4200 N LISN phase:NEUTRAL  
 Limit :FCC PART 15 B  
 Env./Ins. :21.3\*C/46% Engineer :Nick\_Huang  
 EUT :LCD Monitor M/N:RP700  
 Power Rating :AC 120V/60Hz  
 Test Mode :DVD MODE  
 AV IN

| No | Freq (MHz) | LISN Factor (dB) | Cable Loss (dB) | Reading (dBuV) | Emission Level (dBuV) | Limits (dBuV) | Margin (dB) | Remark  |
|----|------------|------------------|-----------------|----------------|-----------------------|---------------|-------------|---------|
| 1  | 0.2106     | 9.81             | 9.96            | 26.18          | 45.95                 | 53.18         | 7.23        | Average |
| 2  | 0.2106     | 9.81             | 9.96            | 30.63          | 50.40                 | 63.18         | 12.78       | QP      |
| 3  | 0.5581     | 9.82             | 9.96            | 19.80          | 39.58                 | 46.00         | 6.42        | Average |
| 4  | 0.5581     | 9.82             | 9.96            | 24.57          | 44.35                 | 56.00         | 11.65       | QP      |
| 5  | 0.8944     | 9.82             | 9.97            | 17.16          | 36.95                 | 46.00         | 9.05        | Average |
| 6  | 0.8944     | 9.82             | 9.97            | 24.25          | 44.04                 | 56.00         | 11.96       | QP      |
| 7  | 1.0375     | 9.83             | 9.97            | 17.50          | 37.30                 | 46.00         | 8.70        | Average |
| 8  | 1.0375     | 9.83             | 9.97            | 24.26          | 44.06                 | 56.00         | 11.94       | QP      |
| 9  | 1.6981     | 9.84             | 9.98            | 17.16          | 36.98                 | 46.00         | 9.02        | Average |
| 10 | 1.6981     | 9.84             | 9.98            | 24.20          | 44.02                 | 56.00         | 11.98       | QP      |
| 11 | 3.0094     | 9.86             | 10.00           | 16.49          | 36.35                 | 46.00         | 9.65        | Average |
| 12 | 3.0094     | 9.86             | 10.00           | 23.84          | 43.70                 | 56.00         | 12.30       | QP      |

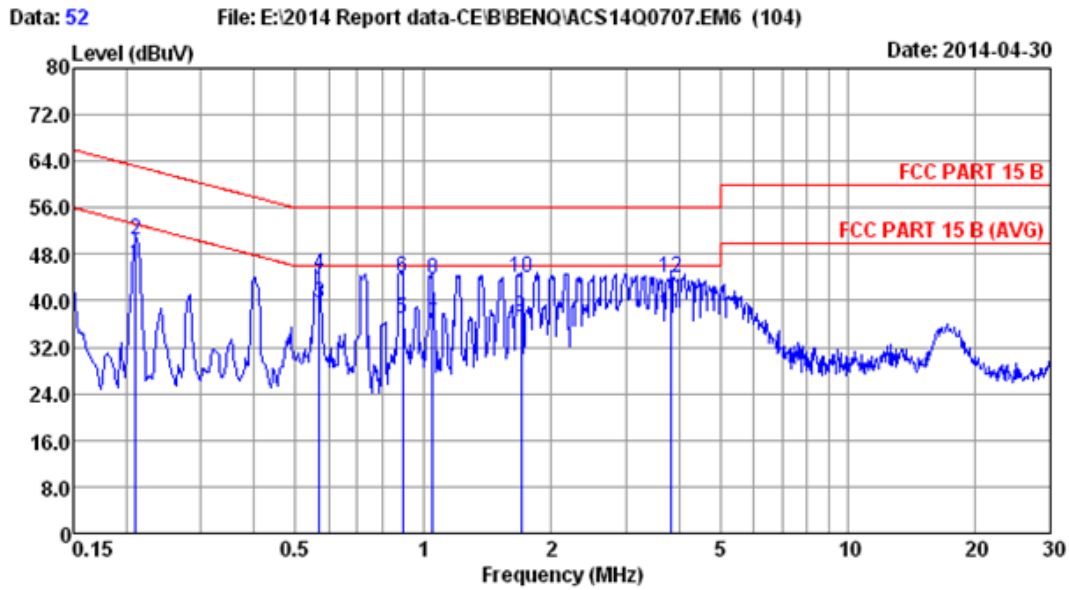
Remarks: 1.Emission Level=LISN Factor+Cable Loss(Include 10dB pulse limit)+Reading.  
 2.If the average limit is met when using a quasi-peak detector, the EUT shall be deemed to meet both limits and measurement with average detector is unnecessary.



Site no :2# Conduction Data No :51  
 Dis./Lisn :13 ENV4200 L1 LISN phase:LINE  
 Limit :FCC PART 15 B  
 Env./Ins. :21.3\*C/46% Engineer :Nick\_Huang  
 EUT :LCD Monitor M/N:RP700  
 Power Rating :AC 120V/60Hz  
 Test Mode :DVD MODE  
 S-VEDIO IN

| No | Freq (MHz) | LISN Factor (dB) | Cable Loss (dB) | Reading (dBuV) | Emission Level (dBuV) | Limits (dBuV) | Margin (dB) | Remark  |
|----|------------|------------------|-----------------|----------------|-----------------------|---------------|-------------|---------|
| 1  | 0.2100     | 9.92             | 9.96            | 27.16          | 47.04                 | 53.21         | 6.17        | Average |
| 2  | 0.2100     | 9.92             | 9.96            | 30.87          | 50.75                 | 63.21         | 12.46       | QP      |
| 3  | 0.5620     | 9.95             | 9.96            | 19.58          | 39.49                 | 46.00         | 6.51        | Average |
| 4  | 0.5620     | 9.95             | 9.96            | 24.37          | 44.28                 | 56.00         | 11.72       | QP      |
| 5  | 0.8944     | 9.97             | 9.97            | 17.17          | 37.11                 | 46.00         | 8.89        | Average |
| 6  | 0.8944     | 9.97             | 9.97            | 24.37          | 44.31                 | 56.00         | 11.69       | QP      |
| 7  | 1.0541     | 9.98             | 9.97            | 16.15          | 36.10                 | 46.00         | 9.90        | Average |
| 8  | 1.0541     | 9.98             | 9.97            | 23.88          | 43.83                 | 56.00         | 12.17       | QP      |
| 9  | 2.1898     | 10.03            | 9.99            | 17.20          | 37.22                 | 46.00         | 8.78        | Average |
| 10 | 2.1898     | 10.03            | 9.99            | 23.76          | 43.78                 | 56.00         | 12.22       | QP      |
| 11 | 4.7716     | 10.04            | 10.03           | 16.15          | 36.22                 | 46.00         | 9.78        | Average |
| 12 | 4.7716     | 10.04            | 10.03           | 23.86          | 43.93                 | 56.00         | 12.07       | QP      |

Remarks: 1.Emission Level=LISN Factor+Cable Loss(Include 10dB pulse limit)+Reading.  
 2.If the average limit is met when using a quasi-peak detector, the EUT shall be deemed to meet both limits and measurement with average detector is unnecessary.



Site no :2# Conduction Data No :52  
 Dis./Lisn :13 ENV4200 N LISN phase:NEUTRAL  
 Limit :FCC PART 15 B  
 Env./Ins. :21.3\*C/46% Engineer :Nick\_Huang  
 EUT :LCD Monitor M/N:RP700  
 Power Rating :AC 120V/60Hz  
 Test Mode :DVD MODE  
 S-VEDIO IN

| No | Freq (MHz) | LISN Factor (dB) | Cable Loss (dB) | Reading (dBuV) | Emission Level (dBuV) | Limits (dBuV) | Margin (dB) | Remark  |
|----|------------|------------------|-----------------|----------------|-----------------------|---------------|-------------|---------|
| 1  | 0.2106     | 9.81             | 9.96            | 26.50          | 46.27                 | 53.18         | 6.91        | Average |
| 2  | 0.2106     | 9.81             | 9.96            | 30.57          | 50.34                 | 63.18         | 12.84       | QP      |
| 3  | 0.5701     | 9.82             | 9.96            | 19.65          | 39.43                 | 46.00         | 6.57        | Average |
| 4  | 0.5701     | 9.82             | 9.96            | 24.84          | 44.62                 | 56.00         | 11.38       | QP      |
| 5  | 0.8944     | 9.82             | 9.97            | 17.19          | 36.98                 | 46.00         | 9.02        | Average |
| 6  | 0.8944     | 9.82             | 9.97            | 24.26          | 44.05                 | 56.00         | 11.95       | QP      |
| 7  | 1.0541     | 9.83             | 9.97            | 16.17          | 35.97                 | 46.00         | 10.03       | Average |
| 8  | 1.0541     | 9.83             | 9.97            | 23.98          | 43.78                 | 56.00         | 12.22       | QP      |
| 9  | 1.6981     | 9.84             | 9.98            | 17.50          | 37.32                 | 46.00         | 8.68        | Average |
| 10 | 1.6981     | 9.84             | 9.98            | 24.08          | 43.90                 | 56.00         | 12.10       | QP      |
| 11 | 3.8196     | 9.88             | 10.01           | 17.85          | 37.74                 | 46.00         | 8.26        | Average |
| 12 | 3.8196     | 9.88             | 10.01           | 24.24          | 44.13                 | 56.00         | 11.87       | QP      |

Remarks: 1.Emission Level=LISN Factor+Cable Loss(Include 10dB pulse limit)+Reading.  
 2.If the average limit is met when using a quasi-peak detector.  
 the EUT shall be deemed to meet both limits and measurement  
 with average detector is unnecessary.

## 4. RADIATED EMISSION MEASUREMENT

### 4.1. Test Equipment

#### 4.1.1. For frequency range 30MHz~1000MHz

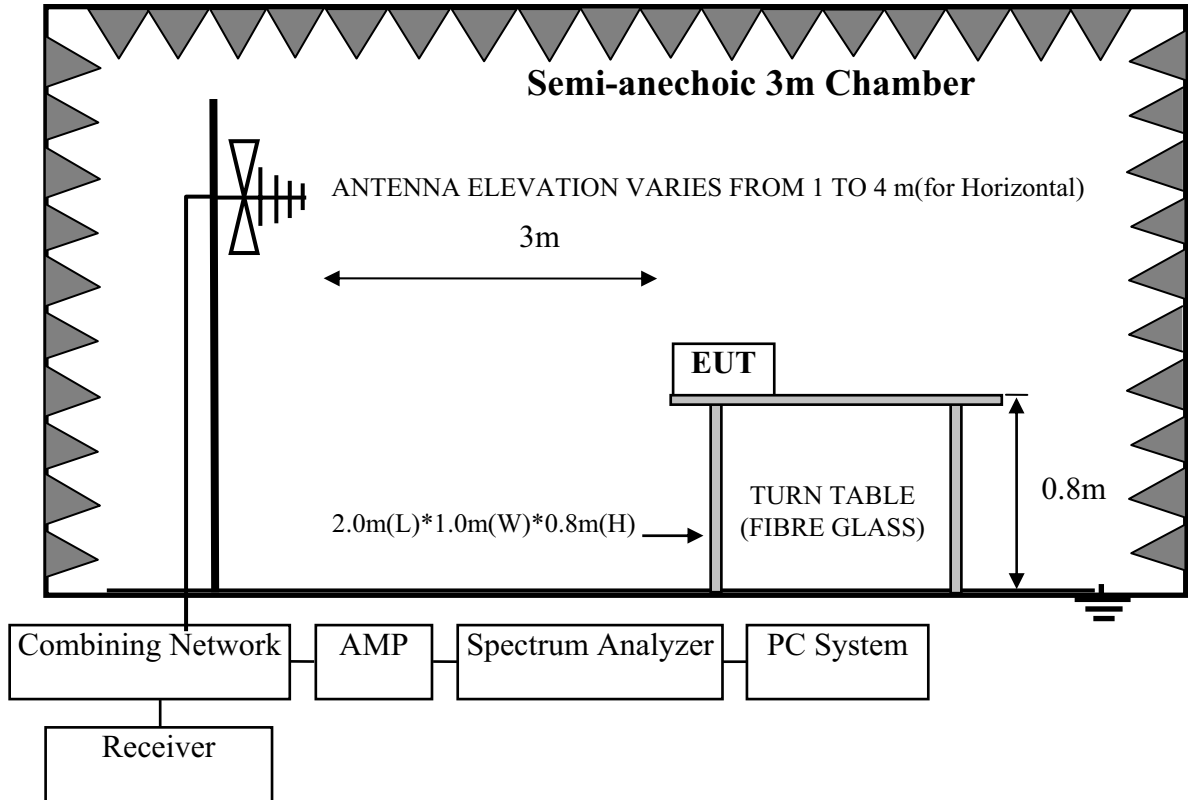
| Item | Equipment                   | Manufacturer    | Model No. | Serial No.      | Last Cal.  | Cal. Interval |
|------|-----------------------------|-----------------|-----------|-----------------|------------|---------------|
| 1    | 3#Chamber                   | AUDIX           | N/A       | N/A             | Nov.24, 13 | 1 Year        |
| 2    | EMI Spectrum                | Agilent         | E4407B    | MY41440292      | May.08, 13 | 1 Year        |
| 3    | Test Receiver               | Rohde & Schwarz | ESVS10    | 834468/011      | May.08, 13 | 1 Year        |
| 4    | Amplifier                   | HP              | 8447D     | 2648A04738      | May.08, 13 | 1 Year        |
| 5    | Bilog Antenna               | TESEQ           | CBL6112D  | 35375           | May.30, 13 | 1 Year        |
| 6    | RF Cable                    | MIYAZAKI        | CFD400-NL | 3# Chamber No.1 | May.08, 13 | 1 Year        |
| 7    | Coaxial Switch              | Anritsu         | MP59B     | M74389          | May.08, 13 | 1 Year        |
| 8    | MPEG2 Measurement Generator | ROHDE&SCHWARZ   | DVG       | 100319          | Dec.11, 13 | 1 Year        |
| 9    | TV Transmitter              | ROHDE&SCHWARZ   | SFQ       | 100521          | May.08, 13 | 1 Year        |
| 10   | Signal Generator            | HP              | 8648A     | 3625U00573      | May.08, 13 | 1 Year        |
| 11   | Pattern Generator           | Philips         | PM5418    | LO625020        | May.08, 13 | 1 Year        |

#### 4.1.2. For frequency range 1GHz~18GHz

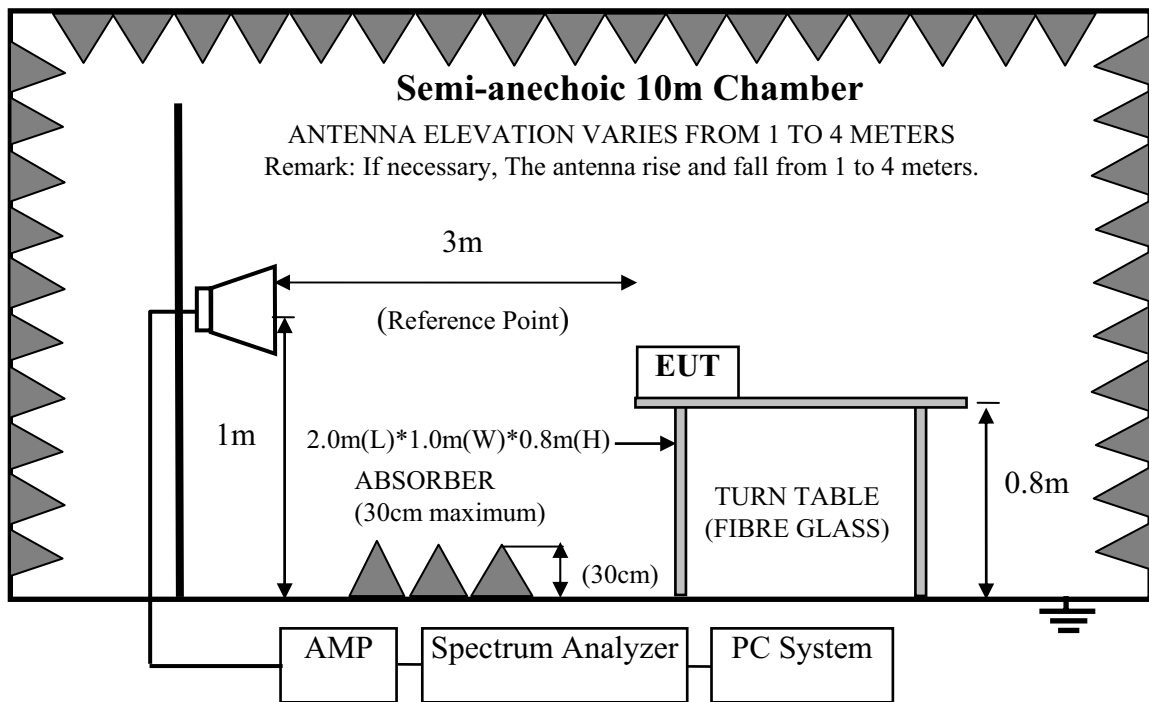
| Item | Equipment    | Manufacturer | Model No.   | Serial No. | Last Cal.  | Cal. Interval |
|------|--------------|--------------|-------------|------------|------------|---------------|
| 1.   | EMC Analyzer | Agilent      | E7405A      | MY45116588 | Oct.31, 13 | 1 Year        |
| 2.   | Horn Antenna | EMCO         | 3115        | 9607-4877  | Aug.27, 13 | 1 Year        |
| 3.   | Amplifier    | Agilent      | 8449B       | 3008A00863 | May.08, 13 | 1 Year        |
| 4.   | RF Cable     | Hubersuhner  | SUCOFLEX106 | 77977/6    | May.08, 13 | 1 Year        |
| 5.   | RF Cable     | Hubersuhner  | SUCOFLEX106 | 28616/2    | May.08, 13 | 1 Year        |
| 6.   | EMC Analyzer | Agilent      | N9030A      | MY51380221 | Oct.31, 13 | 1 Year        |

### 4.2. Block Diagram of Test Setup

#### 4.2.1. For frequency range 30MHz-1000MHz



#### 4.2.2. For frequency range 1GHz-18GHz



### 4.3. Radiated Emission Limit

| Frequency<br>MHz | Distance<br>(Meters) | Field Strengths Limits<br>dB(μV)/m |
|------------------|----------------------|------------------------------------|
| 30 ~ 88          | 3                    | 40.0                               |
| 88 ~ 216         | 3                    | 43.5                               |
| 216 ~ 960        | 3                    | 46.0                               |
| 960 ~ 1000       | 3                    | 54.0                               |
| Above 1000       | 3                    | 74(Peak)54(Average)                |

Remark: (1) Emission level = Antenna Factor + Cable Loss + Reading  
 Emission level = Antenna Factor - Amp Factor + Cable Loss + Reading  
 (above 1000MHz)

- (2) The smaller limit shall apply at the cross point between two frequency bands.
- (3) Distance is the distance in meters between the measuring instrument, antenna and the closest point of any part of the device or system.

### 4.4. EUT Configuration on Test

The configurations of EUT are listed in Section 3.4

### 4.5. Operating Condition of EUT

Same as Conducted Emission test that is listed in Section 3.5. except the test set up replaced by Section 4.2.

### 4.6. Test Procedure

The EUT was placed on a non-metallic table, 80 cm above the ground plane inside a semi-anechoic chamber. An antenna was located 3m from the EUT on an adjustable mast. A pre-scan was first performed in order to find prominent radiated emissions. For final emissions measurements at each frequency of interest, the EUT were rotated and the antenna height was varied between 1m and 4m in order to maximize the emission. Measurements in both horizontal and vertical polarities were made and the data was recorded. In order to find the maximum emission, the relative positions of equipments and all of the interface cables were changed according to ANSI C63.4: 2009 on Radiated Emission test.

The bandwidth of the EMI test receiver (R&S ESVS10) is set at 120kHz for frequency range from 30MHz to 1000 MHz.

The bandwidth of the Spectrum's RBW is set at 1MHz and VBW is set at 3MHz for peak emissions measurement above 1GHz and 1MHz RBW, 10Hz VBW for average emissions measure above 1GHz.

#### 4.7. Radiated Emission Test Results

**PASS.** (All emissions not reported below are too low against the prescribed limits.)

EUT: LCD Monitor      Model No. : RP700

**For frequency range 30MHz~1000MHz**

The EUT with the following test modes were tested and selected to read Q.P values, all the test results are listed in next pages.

Test Date: Apr.30, 2014      Temperature: 24℃      Humidity: 34%

The details of test modes are as follows :

| No. | Test Mode      | Input Port | Resolution & Frequency | Reference Test Data No. |             |
|-----|----------------|------------|------------------------|-------------------------|-------------|
|     |                |            |                        | Horizontal              | Vertical    |
| 1   | <b>PC Mode</b> | HDMI 1     | <b>1920*1080/60Hz</b>  | <b># 12</b>             | <b># 11</b> |
| 2   |                | HDMI 2     | <b>1920*1080/60Hz</b>  | <b># 13</b>             | <b># 14</b> |
| 3   |                | HDMI 3     | <b>1920*1080/60Hz</b>  | <b># 16</b>             | <b># 15</b> |
| 4   |                | VGA 1      | <b>1920*1080/60Hz</b>  | # 1                     | # 2         |
| 5   |                | VGA 2      | 640*480/60Hz           | # 8                     | # 7         |
| 6   |                |            | 1024*768/75Hz          | # 5                     | # 6         |
| 7※  |                |            | <b>1920*1080/60Hz</b>  | <b># 4</b>              | <b># 3</b>  |
| 8   |                | VGA 3      | <b>1920*1080/60Hz</b>  | <b># 9</b>              | <b># 10</b> |
| 9   | USB Mode       | M-USB 1    | ----                   | <b># 17</b>             | <b># 18</b> |
| 10  |                | M-USB 2    | ----                   | <b># 20</b>             | <b># 19</b> |
| 11  | DVD Mode       | CMP IN     | ----                   | <b># 21</b>             | <b># 22</b> |
| 12  |                | AV IN      | ----                   | <b># 24</b>             | <b># 23</b> |
| 13  |                | S-VEDIO IN | ----                   | <b># 25</b>             | <b># 26</b> |

(※ Worst test mode)