

Probe E-010

SN: PCT002

Manufactured:


October 19, 2001

Calibrated:

February 4, 2002

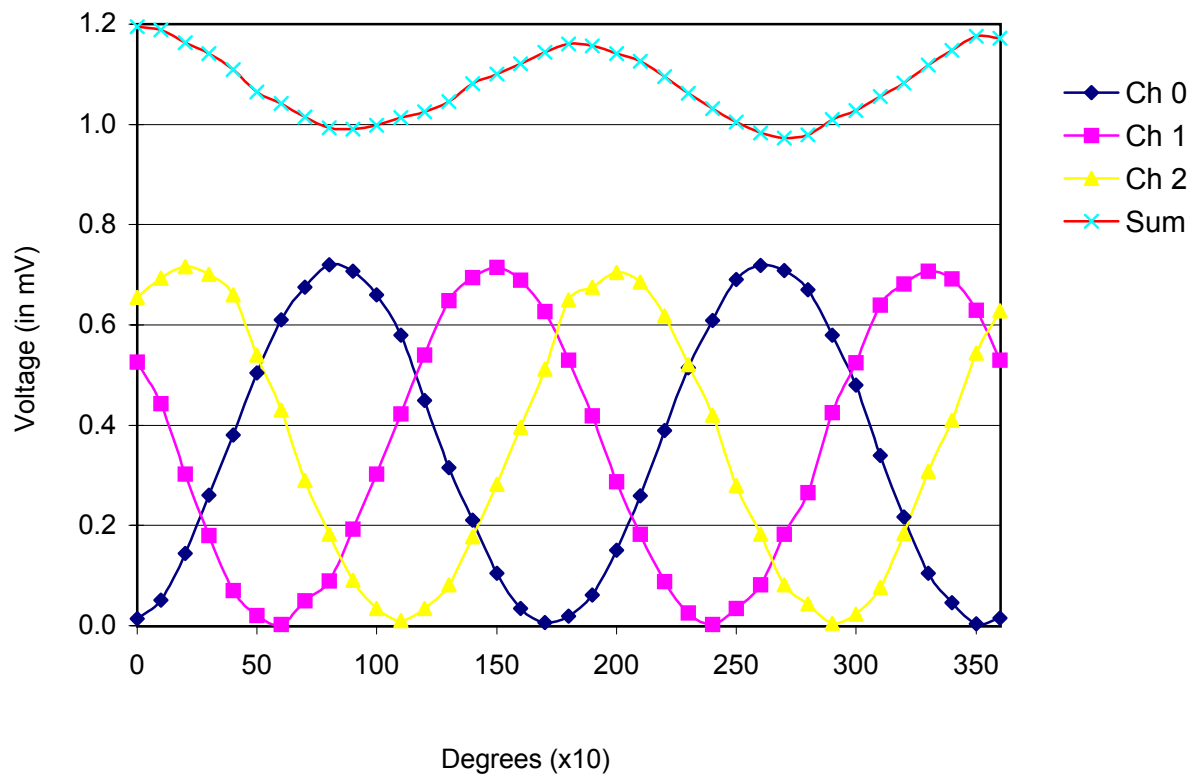
Calibrated for the IDX System

PCTEST Calibration Laboratory

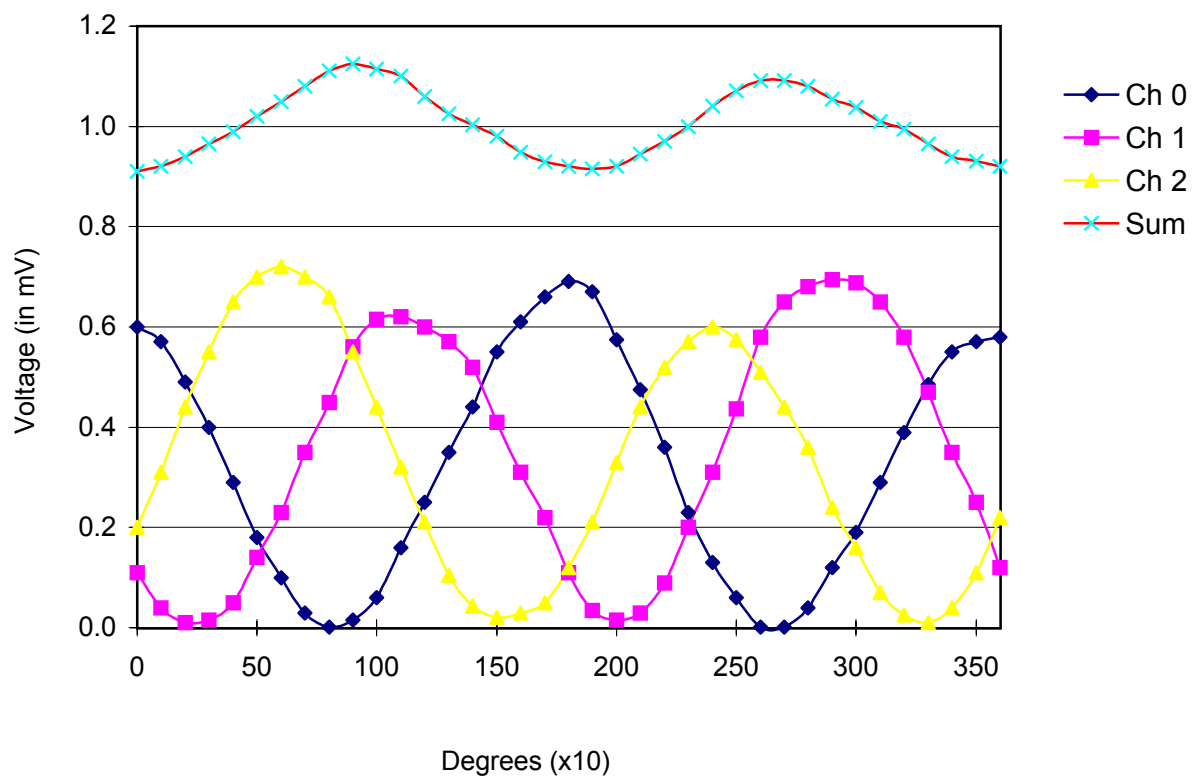
Approved By: 
Alfred Cirwithian
Vice President Engineering

Calibration is performed according to IEEE Std. P1528-200X, Sec. 7 Draft 6.5 (2001)
and all test equipment used are traceable to U.S. NIST.

File: 02-04-2002.cal
Date: 04-Feb-02 01:20:16 pm
Probe Name: PCT002
Frequency: 835 MHz
Comment: PCTEST TEM CAL
Amp 1 Setting: 20.000
Amp 2 Setting: 20.000
Amp 3 Setting: 20.000



File: 02-04-2002.cal2
Date: 04-Feb-02 03:18:09 pm
Probe Name: PCT002
Frequency: 1900 MHz
Comment: PCTEST TEM CAL
Amp 1 Setting: 20.000
Amp 2 Setting: 20.000
Amp 3 Setting: 20.000



PCT Calibration Laboratory

Calibration Data

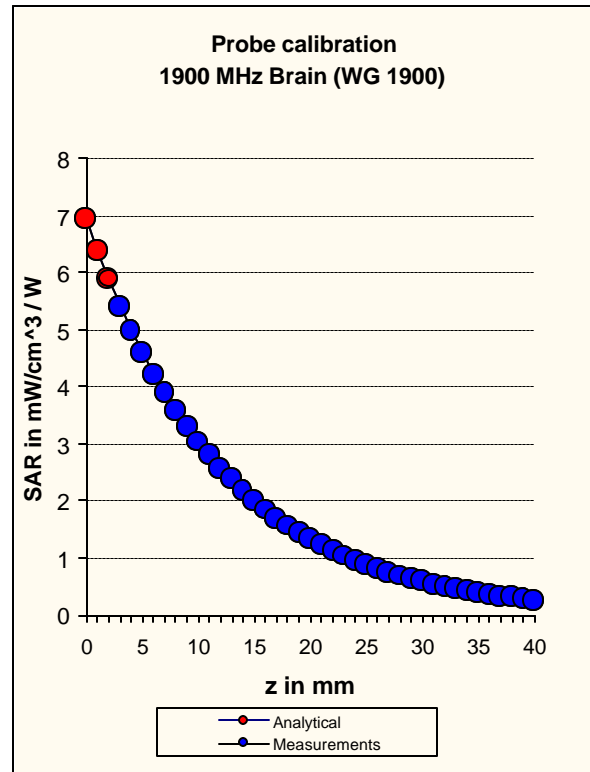
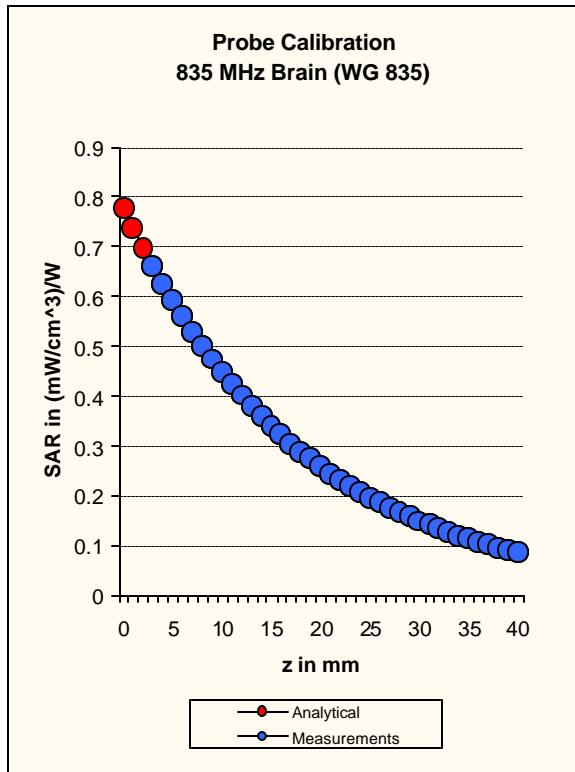
Probe: PCT002

OFFSET (cm)	ANGLE (deg)
0.24	54.73

Tissue Type	Freq. (MHz)	Dielectric Constant	Conductivity (S/m)	Conversion Factor
Brain	835	40.7	0.89	5.8
Brain	1900	40.2	1.41	4.7
Muscle	835	55.7	0.99	4.9
Muscle	1900	53.9	1.48	4.5

Frequency	Isotropy	
	%	dB
835	4.06	0.173
1900	5.05	0.148

Calibrated by: SL Date: 02/04/2002



Conversion Factor Assessment for *IDX* SAR Measurement System

S/N: PCT002

835 MHz Brain

$$\epsilon_r = 40.7 \pm 5\%$$

$$\sigma = 0.89 \pm 5\% \text{ mho/m}$$

$$\text{Conversion Factor} = 5.8 \pm 7\% (k=2)$$

1900 MHz Brain

$$\epsilon_r = 40.2 \pm 5\%$$

$$\sigma = 1.41 \pm 5\% \text{ mho/m}$$

$$\text{Conversion Factor} = 4.7 \pm 7\% (k=2)$$