


Peak SAR Location

Body SAR



File : c:/idx3/SYSTEM/SARMEAS3/data/Normal/02011009_ZOOM.VLT
Start : 10-Jan-102 12:07:49 pm End : 10-Jan-102 12:25:37 pm

Radio Type : BENQ
Model Number : ACTON
Serial Number : 1
Frequency : 824.04 MHz
Peak Trans. Pwr : 0.400 W
Start Trans. Pwr : 0.400 W
Antenna Type : Helical
Antenna Posn. : Internal
Phantom Type : Flat
Phantom Posn. : E Field
Scan Type : ZOOM/SAR
Probe Name : PCTEST
Field Type : E Field
Orientation : 0 Degrees

Mixture Type = Muscle
Mixture Dielectric Constant = 56.100
Mixture Conductivity = 0.950

Comment :
BENQ DUAL-MODE PHONE - AMPS BODY
CH 0991 Conducted 26.0 dBm
CF=1; AMB. TEMP. = 20.6 'C; LIQ. TEMP. = 20.1 'C

Robot : PCTEST

Probe Offset = 0.20 cm
Sensor Factor = 0.0108
Conversion Factor = 0.423

PCTEST Amplifier Channel Settings : 0.239 0.278 0.294

Max Location : X = 2.000, Y = -1.500, Z = 0.000 (cm) Value = 24.506

Measured Values (volts) =
2.347E-002 1.849E-002 1.582E-002 1.431E-002 1.259E-002 1.064E-002
9.458E-003 8.022E-003 7.225E-003 6.628E-003 5.735E-003 4.889E-003
4.721E-003 4.018E-003 3.820E-003 3.455E-003 2.761E-003 2.641E-003
2.361E-003 2.283E-003 1.847E-003

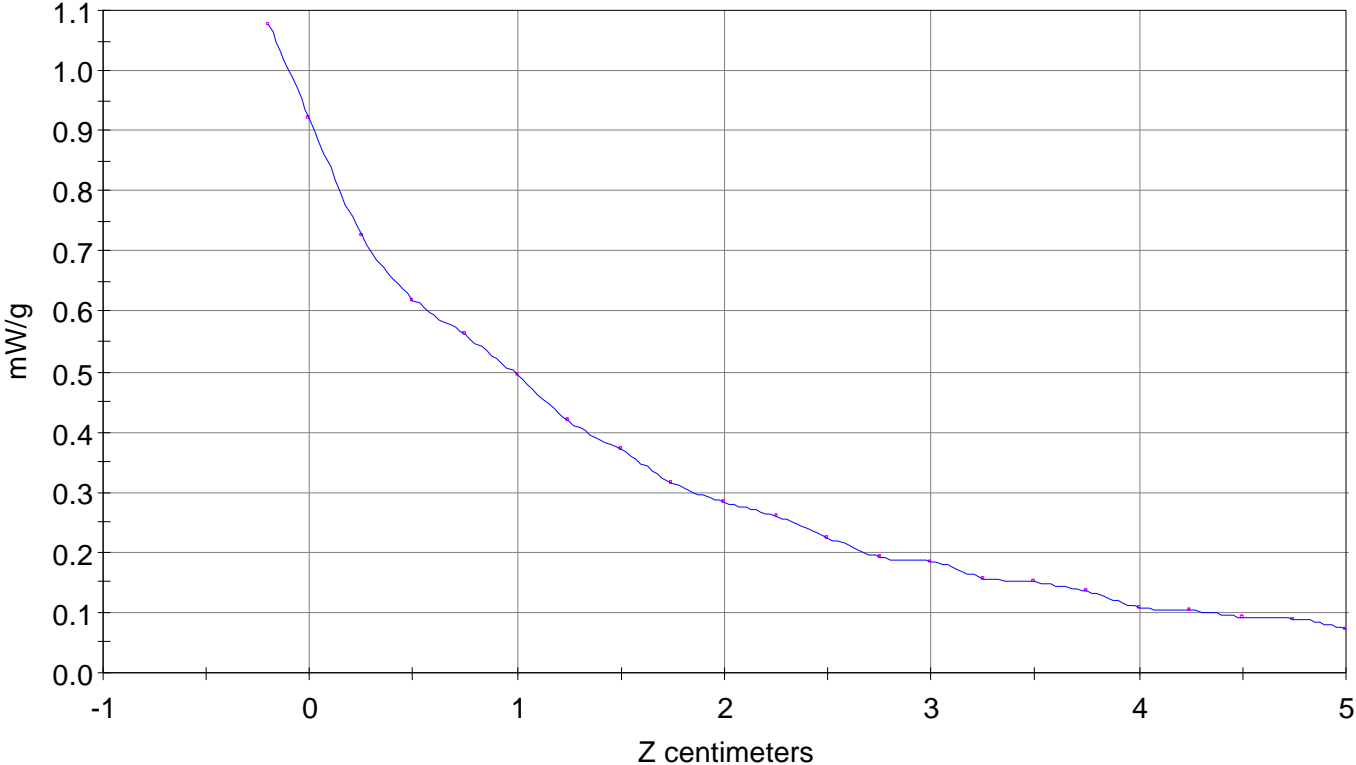
Calc. Voltage @ Surface (Vs) = 0.0275

Voltage @ 1.00 cm (Vt) = 0.0140

Ave. Voltage (Vs+Vt)/2 = 0.0207

Ave. SAR over 1 g (mW/g) = 0.8122

SAR Scan
File : 02011009_ZOOM
Start : 10-Jan-102 12:07:49 pm End : 10-Jan-102 12:25:37 pm
BENQ/ACTON/1;824.04MHz;W;Helical/Internal;
Flat/E Field;ZOOM/SAR;PCTEST/E Field/0 DegreesMuscle/56.100/0.950

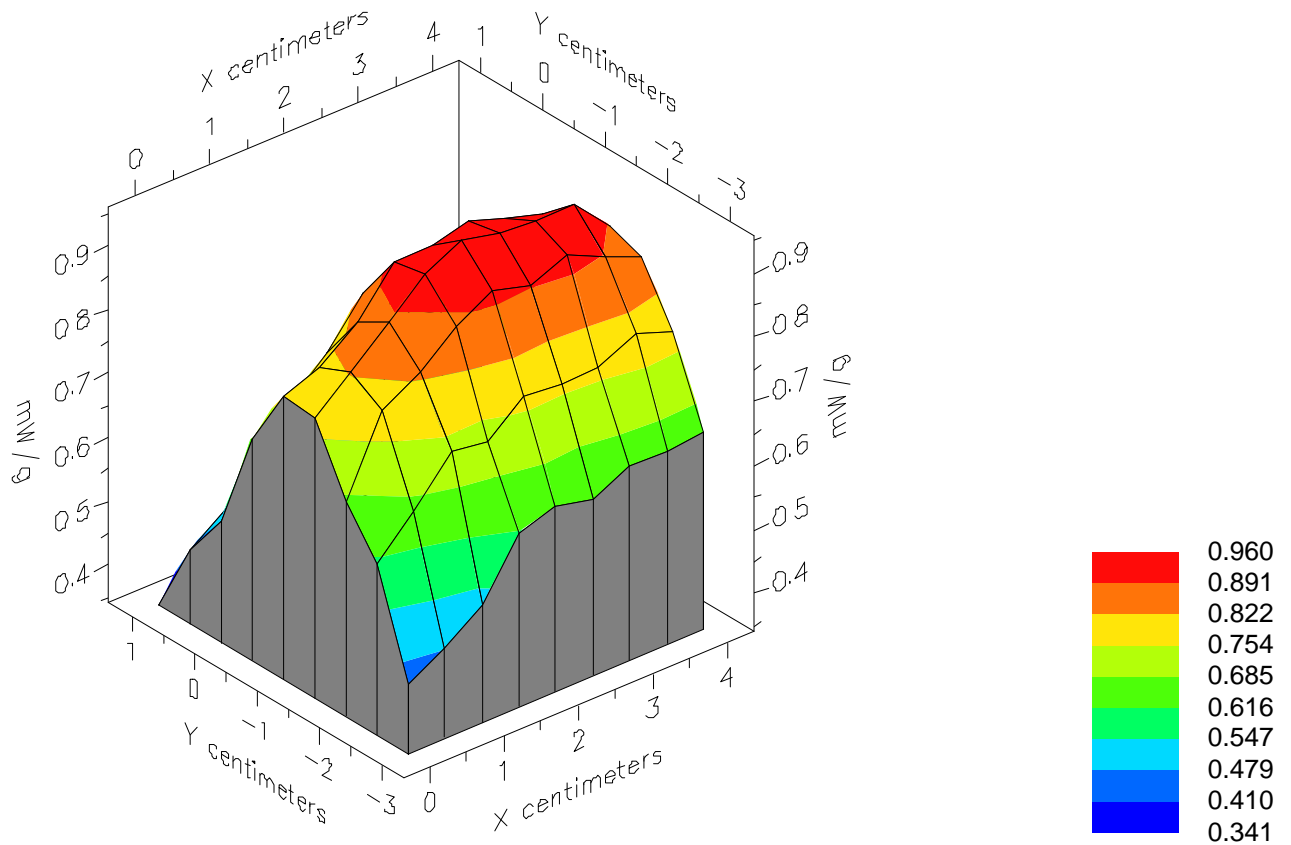


File : 02011009_ZOOM

Start : 10-Jan-102 12:07:49 pm End : 10-Jan-102 12:25:37 pm

BENQ/ACTON/1;824.04MHz;W;Helical/Internal;

Flat/E Field;ZOOM/SAR;PCTEST/E Field/0 DegreesMuscle/56.100/0.950

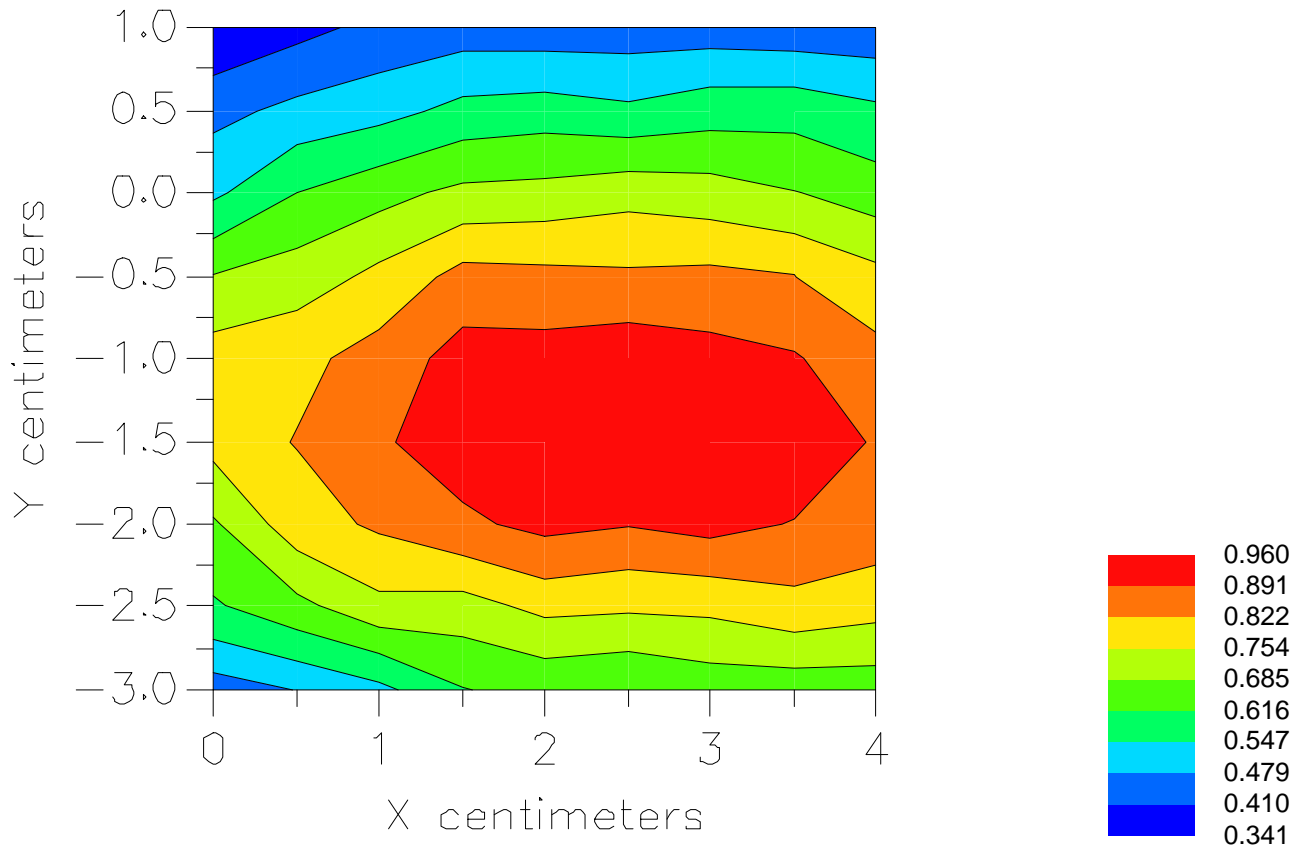


File : 02011009_ZOOM

Start : 10-Jan-102 12:07:49 pm End : 10-Jan-102 12:25:37 pm

BENQ/ACTON/1;824.04MHz;W;Helical/Internal;

Flat/E Field;ZOOM/SAR;PCTEST/E Field/0 DegreesMuscle/56.100/0.950



File : c:/idx3/SYSTEM/SARMEAS3/data/Normal/02011011_ZOOM.VLT
Start : 10-Jan-102 12:35:10 pm End : 10-Jan-102 12:45:00 pm

Radio Type : BENQ
Model Number : ACTON
Serial Number : 1
Frequency : 836.49 MHz
Peak Trans. Pwr : 0.400 W
Start Trans. Pwr : 0.400 W
Antenna Type : Helical
Antenna Posn. : Internal
Phantom Type : Flat
Phantom Posn. : E Field
Scan Type : ZOOM/SAR
Probe Name : PCTEST
Field Type : E Field
Orientation : 0 Degrees

Mixture Type = Muscle
Mixture Dielectric Constant = 56.100
Mixture Conductivity = 0.950

Comment :
BENQ DUAL-MODE PHONE - AMPS BODY
CH 0383 Conducted 26.0 dBm
CF=1; AMB. TEMP. = 20.6 'C; LIQ. TEMP. = 20.1 'C

Robot : PCTEST

Probe Offset = 0.20 cm
Sensor Factor = 0.0108
Conversion Factor = 0.423

PCTEST Amplifier Channel Settings : 0.239 0.278 0.294

Max Location : X = 3.000, Y = -1.500, Z = 0.000 (cm) Value = 20.586

Measured Values (volts) =
2.032E-002 1.622E-002 1.393E-002 1.222E-002 1.071E-002 9.556E-003
8.181E-003 7.286E-003 6.233E-003 5.891E-003 5.073E-003 4.664E-003
4.240E-003 3.888E-003 3.468E-003 3.302E-003 2.663E-003 2.715E-003
2.488E-003 2.264E-003 1.998E-003

Calc. Voltage @ Surface (Vs) = 0.0236

Voltage @ 1.00 cm (Vt) = 0.0119

Ave. Voltage (Vs+Vt)/2 = 0.0178

Ave. SAR over 1 g (mW/g) = 0.6963

File : c:/idx3/SYSTEM/SARMEAS3/data/Normal/02011012_ZOOM.VLT
Start : 10-Jan-102 12:46:22 pm End : 10-Jan-102 12:56:12 pm

Radio Type : BENQ
Model Number : ACTON
Serial Number : 1
Frequency : 848.97 MHz
Peak Trans. Pwr : 0.400 W
Start Trans. Pwr : 0.400 W
Antenna Type : Helical
Antenna Posn. : Internal
Phantom Type : Flat
Phantom Posn. : E Field
Scan Type : ZOOM/SAR
Probe Name : PCTEST
Field Type : E Field
Orientation : 0 Degrees

Mixture Type = Muscle
Mixture Dielectric Constant = 56.100
Mixture Conductivity = 0.950

Comment :
BENQ DUAL-MODE PHONE - AMPS BODY
CH 0799 Conducted 26.0 dBm
CF=1; AMB. TEMP. = 20.6 'C; LIQ. TEMP. = 20.1 'C

Robot : PCTEST

Probe Offset = 0.20 cm
Sensor Factor = 0.0108
Conversion Factor = 0.423

PCTEST Amplifier Channel Settings : 0.239 0.278 0.294

Max Location : X = 3.500, Y = -1.500, Z = 0.000 (cm) Value = 20.539

Measured Values (volts) =
1.938E-002 1.576E-002 1.298E-002 1.173E-002 1.013E-002 9.156E-003
8.017E-003 7.009E-003 6.310E-003 5.667E-003 5.041E-003 4.515E-003
3.812E-003 3.735E-003 3.542E-003 2.952E-003 2.774E-003 2.472E-003
2.386E-003 1.969E-003 1.997E-003

Calc. Voltage @ Surface (Vs) = 0.0228

Voltage @ 1.00 cm (Vt) = 0.0114

Ave. Voltage (Vs+Vt)/2 = 0.0171

Ave. SAR over 1 g (mW/g) = 0.6690

File : c:/idx3/SYSTEM/SARMEAS3/data/Normal/02011013_ZOOM.VLT
Start : 10-Jan-102 12:59:22 pm End : 10-Jan-102 01:09:09 pm

Radio Type : BENQ
Model Number : ACTON
Serial Number : 1
Frequency : 824.70 MHz
Peak Trans. Pwr : 0.320 W
Start Trans. Pwr : 0.320 W
Antenna Type : Helical
Antenna Posn. : Internal
Phantom Type : Flat
Phantom Posn. : E Field
Scan Type : ZOOM/SAR
Probe Name : PCTEST
Field Type : E Field
Orientation : 0 Degrees

Mixture Type = Muscle
Mixture Dielectric Constant = 56.100
Mixture Conductivity = 0.950

Comment :
BENQ DUAL-MODE PHONE - CDMA BODY
CH 1013 Conducted 25.0 dBm
CF=1; AMB. TEMP. = 20.6 'C; LIQ. TEMP. = 20.1 'C

Robot : PCTEST

Probe Offset = 0.20 cm
Sensor Factor = 0.0108
Conversion Factor = 0.423

PCTEST Amplifier Channel Settings : 0.239 0.278 0.294

Max Location : X = 3.000, Y = -1.500, Z = 0.000 (cm) Value = 20.017

Measured Values (volts) =
2.052E-002 1.603E-002 1.279E-002 1.150E-002 1.034E-002 9.057E-003
8.023E-003 6.867E-003 6.263E-003 5.621E-003 4.800E-003 4.374E-003
3.976E-003 3.507E-003 3.342E-003 2.540E-003 2.812E-003 2.395E-003
2.205E-003 1.874E-003 1.873E-003

Calc. Voltage @ Surface (Vs) = 0.0248

Voltage @ 1.00 cm (Vt) = 0.0113

Ave. Voltage (Vs+Vt)/2 = 0.0180

Ave. SAR over 1 g (mW/g) = 0.7064

File : c:/idx3/SYSTEM/SARMEAS3/data/Normal/02011014_ZOOM.VLT
Start : 10-Jan-102 01:47:02 pm End : 10-Jan-102 01:56:52 pm

Radio Type : BENQ
Model Number : ACTON
Serial Number : 1
Frequency : 835.89 MHz
Peak Trans. Pwr : 0.320 W
Start Trans. Pwr : 0.320 W
Antenna Type : Helical
Antenna Posn. : Internal
Phantom Type : Flat
Phantom Posn. : E Field
Scan Type : ZOOM/SAR
Probe Name : PCTEST
Field Type : E Field
Orientation : 0 Degrees

Mixture Type = Muscle
Mixture Dielectric Constant = 56.100
Mixture Conductivity = 0.950

Comment :
BENQ DUAL-MODE PHONE - CDMA BODY
CH 0363 Conducted 25.0 dBm
CF=1; AMB. TEMP. = 20.6 'C; LIQ. TEMP. = 20.1 'C

Robot : PCTEST

Probe Offset = 0.20 cm
Sensor Factor = 0.0108
Conversion Factor = 0.423

PCTEST Amplifier Channel Settings : 0.239 0.278 0.294

Max Location : X = 3.000, Y = -1.500, Z = 0.000 (cm) Value = 17.407

Measured Values (volts) =
1.732E-002 1.379E-002 1.191E-002 1.027E-002 9.208E-003 8.101E-003
6.753E-003 6.100E-003 5.496E-003 4.833E-003 4.356E-003 4.066E-003
3.448E-003 3.386E-003 2.910E-003 2.841E-003 2.277E-003 2.230E-003
2.236E-003 1.901E-003 1.951E-003

Calc. Voltage @ Surface (Vs) = 0.0201

Voltage @ 1.00 cm (Vt) = 0.0101

Ave. Voltage (Vs+Vt)/2 = 0.0151

Ave. SAR over 1 g (mW/g) = 0.5910

File : c:/idx3/SYSTEM/SARMEAS3/data/Normal/02011015_ZOOM.VLT
Start : 10-Jan-102 02:02:50 pm End : 10-Jan-102 02:12:38 pm

Radio Type : BENQ
Model Number : ACTON
Serial Number : 1
Frequency : 848.31 MHz
Peak Trans. Pwr : 0.320 W
Start Trans. Pwr : 0.320 W
Antenna Type : Helical
Antenna Posn. : Internal
Phantom Type : Flat
Phantom Posn. : E Field
Scan Type : ZOOM/SAR
Probe Name : PCTEST
Field Type : E Field
Orientation : 0 Degrees

Mixture Type = Muscle
Mixture Dielectric Constant = 56.100
Mixture Conductivity = 0.950

Comment :
BENQ DUAL-MODE PHONE - CDMA BODY
CH 0777 Conducted 25.0 dBm
CF=1; AMB. TEMP. = 20.6 'C; LIQ. TEMP. = 20.1 'C

Robot : PCTEST

Probe Offset = 0.20 cm
Sensor Factor = 0.0108
Conversion Factor = 0.423

PCTEST Amplifier Channel Settings : 0.239 0.278 0.294

Max Location : X = 2.000, Y = -1.500, Z = 0.000 (cm) Value = 16.292

Measured Values (volts) =
1.525E-002 1.175E-002 9.836E-003 8.945E-003 7.668E-003 6.824E-003
5.784E-003 5.253E-003 4.830E-003 4.239E-003 3.683E-003 3.329E-003
2.849E-003 2.602E-003 2.641E-003 2.134E-003 2.168E-003 1.961E-003
1.479E-003 1.742E-003 1.589E-003

Calc. Voltage @ Surface (Vs) = 0.0182


Voltage @ 1.00 cm (Vt) = 0.0087

Ave. Voltage (Vs+Vt)/2 = 0.0134

Ave. SAR over 1 g (mW/g) = 0.5262

Peak SAR Location

Head SAR



File : c:/idx3/SYSTEM/SARMEAS3/data/Normal/02010919_ZOOM.VLT
Start : 9-Jan-102 04:00:16 pm End : 9-Jan-102 04:10:37 pm

Radio Type : BENQ
Model Number : ACTON
Serial Number : 1
Frequency : 824.04 MHz
Peak Trans. Pwr : 0.400 W
Start Trans. Pwr : 0.400 W
Antenna Type : Helical
Antenna Posn. : Internal
Phantom Type : Head
Phantom Posn. : Left Ear
Scan Type : ZOOM/SAR
Probe Name : PCTEST
Field Type : E Field
Orientation : 0 Degrees

Mixture Type = Brain
Mixture Dielectric Constant = 41.500
Mixture Conductivity = 0.900

Comment :
BENQ DUAL-MODE PHONE - AMPS TILT
CH 0991 Conducted 26.0 dBm
CF=1; AMB. TEMP. = 20.6 'C; LIQ. TEMP. = 20.1 'C

Robot : PCTEST

Probe Offset = 0.20 cm
Sensor Factor = 0.0108
Conversion Factor = 0.325

PCTEST Amplifier Channel Settings : 0.239 0.278 0.294

Max Location : X = 1.500, Y = -3.000, Z = 0.000 (cm) Value = 45.851

Measured Values (volts) =
4.746E-002 3.313E-002 2.602E-002 2.052E-002 1.673E-002 1.384E-002
1.140E-002 9.170E-003 7.683E-003 6.376E-003 5.212E-003 4.141E-003
3.879E-003 3.140E-003 2.774E-003 2.432E-003 2.155E-003 2.051E-003
1.669E-003 1.693E-003 1.759E-003

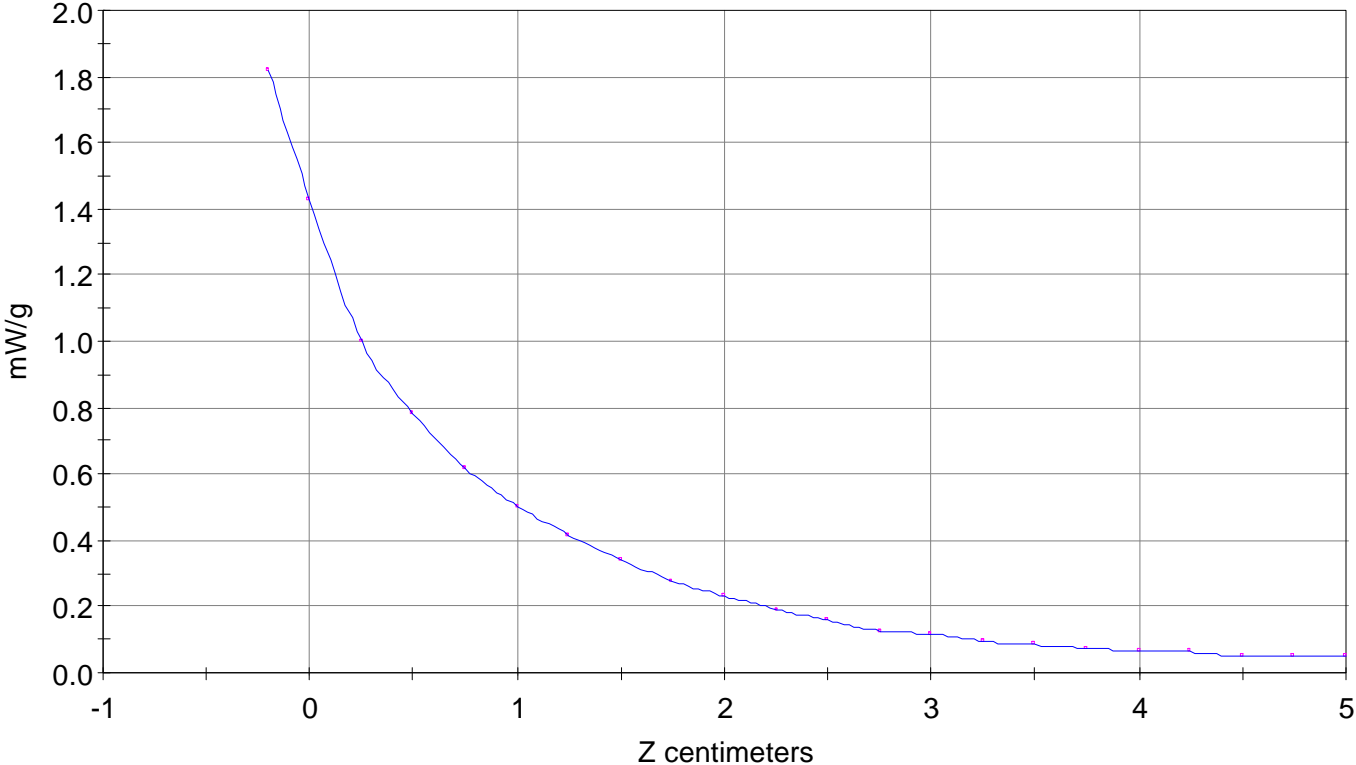
Calc. Voltage @ Surface (Vs) = 0.0604

Voltage @ 1.00 cm (Vt) = 0.0198

Ave. Voltage (Vs+Vt)/2 = 0.0401

Ave. SAR over 1 g (mW/g) = 1.2068

SAR Scan
File : 02010919_ZOOM
Start : 9-Jan-102 04:00:16 pm End : 9-Jan-102 04:10:37 pm
BENQ/ACTON/1;824.04MHz;W;Helical/Internal;
Head/Left Ear;ZOOM/SAR;PCTEST/E Field/0 DegreesBrain/41.500/0.900

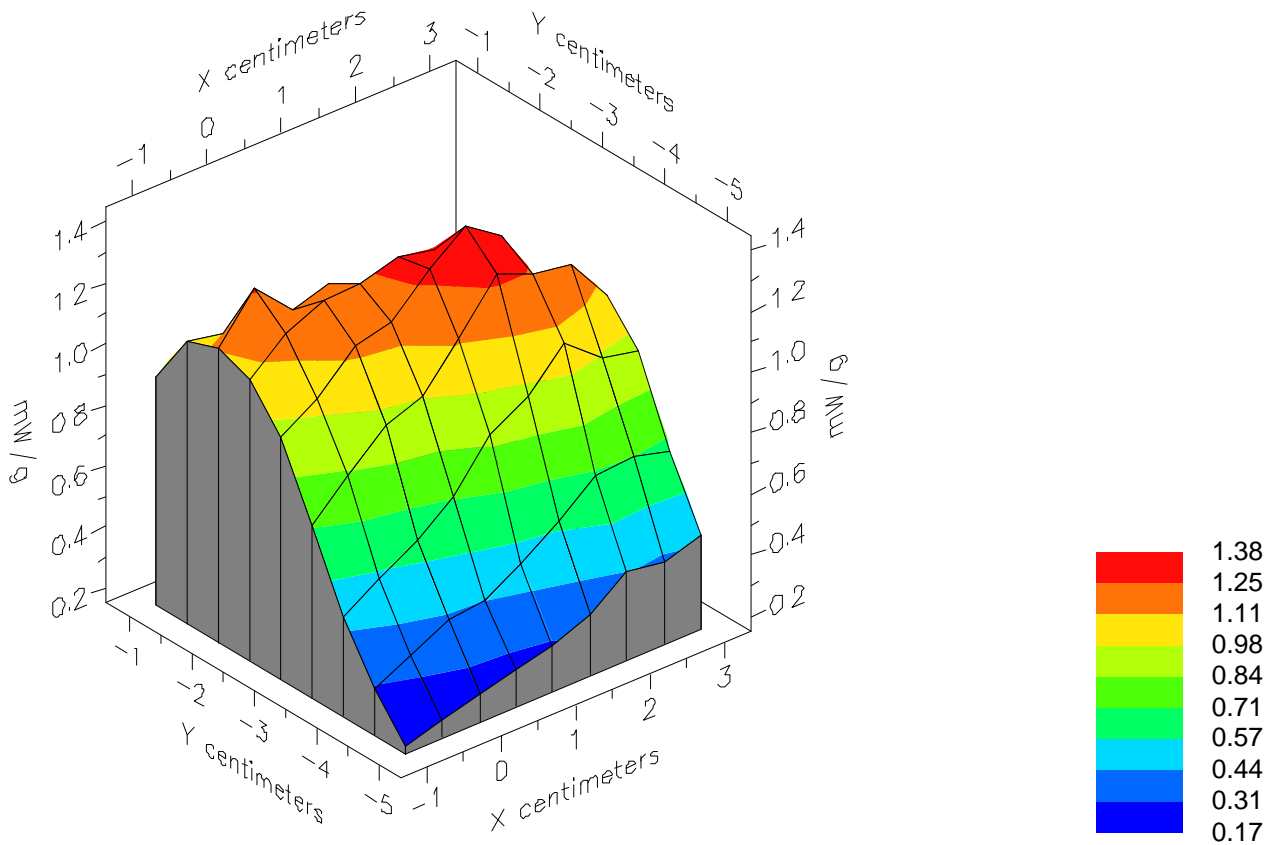


File : 02010919_ZOOM

Start : 9-Jan-102 04:00:16 pm End : 9-Jan-102 04:10:37 pm

BENQ/ACTON/1;824.04MHz;W;Helical/Internal;

Head/Left Ear;ZOOM/SAR;PCTEST/E Field/0 DegreesBrain/41.500/0.900

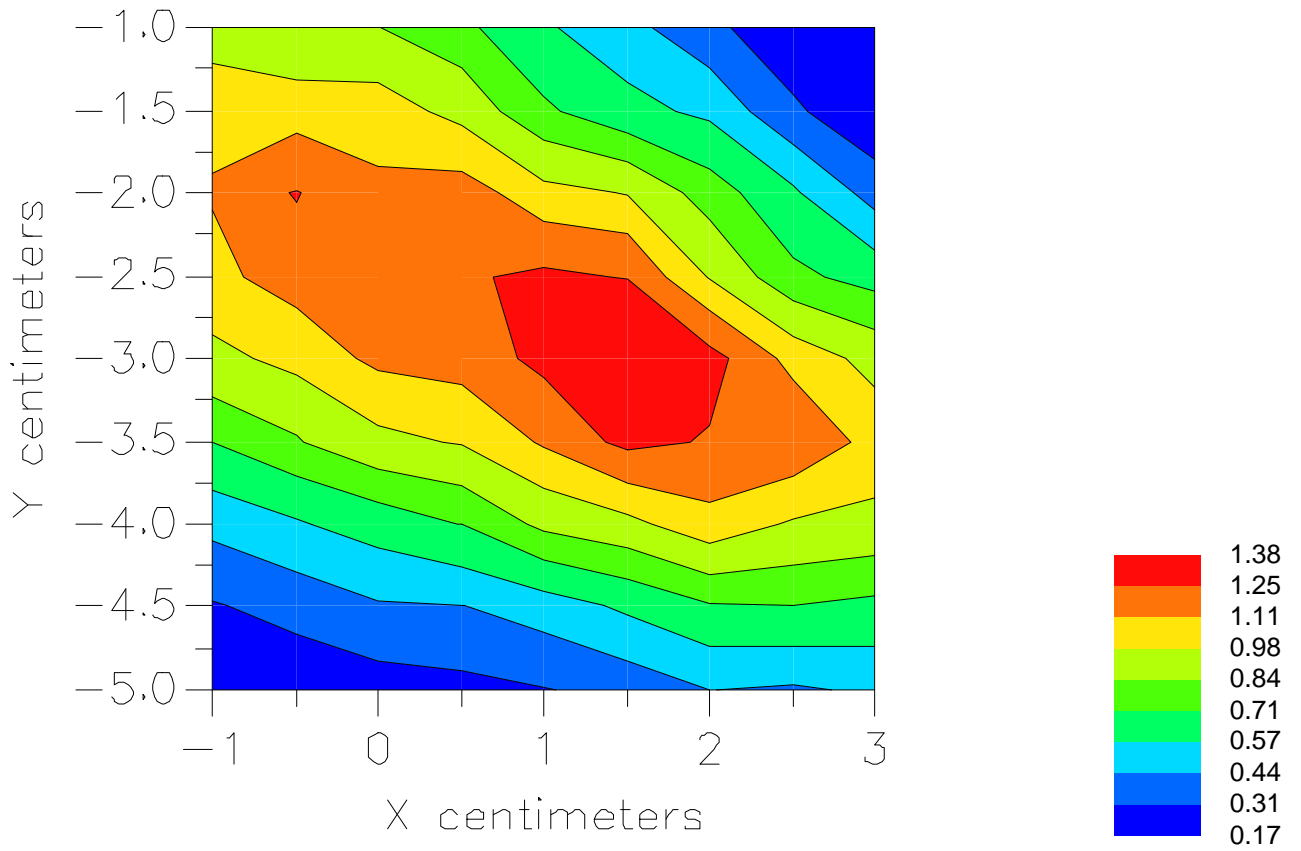


File : 02010919_ZOOM

Start : 9-Jan-102 04:00:16 pm End : 9-Jan-102 04:10:37 pm

BENQ/ACTON/1;824.04MHz;W;Helical/Internal;

Head/Left Ear;ZOOM/SAR;PCTEST/E Field/0 DegreesBrain/41.500/0.900



File : c:/idx3/SYSTEM/SARMEAS3/data/Normal/02010920_ZOOM.VLT
Start : 9-Jan-102 04:12:57 pm End : 9-Jan-102 04:23:19 pm

Radio Type : BENQ
Model Number : ACTON
Serial Number : 1
Frequency : 836.49 MHz
Peak Trans. Pwr : 0.400 W
Start Trans. Pwr : 0.400 W
Antenna Type : Helical
Antenna Posn. : Internal
Phantom Type : Head
Phantom Posn. : Left Ear
Scan Type : ZOOM/SAR
Probe Name : PCTEST
Field Type : E Field
Orientation : 0 Degrees

Mixture Type = Brain
Mixture Dielectric Constant = 41.500
Mixture Conductivity = 0.900

Comment :
BENQ DUAL-MODE PHONE - AMPS TILT
CH 0383 Conducted 26.0 dBm
CF=1; AMB. TEMP. = 20.6 'C; LIQ. TEMP. = 20.1 'C

Robot : PCTEST

Probe Offset = 0.20 cm
Sensor Factor = 0.0108
Conversion Factor = 0.325

PCTEST Amplifier Channel Settings : 0.239 0.278 0.294

Max Location : X = 1.500, Y = -3.000, Z = 0.000 (cm) Value = 39.614

Measured Values (volts) =
3.853E-002 2.744E-002 2.172E-002 1.755E-002 1.435E-002 1.176E-002
9.489E-003 8.158E-003 6.633E-003 5.757E-003 4.766E-003 4.070E-003
3.636E-003 3.156E-003 2.547E-003 2.285E-003 2.004E-003 1.965E-003
1.870E-003 1.816E-003 1.877E-003

Calc. Voltage @ Surface (Vs) = 0.0485

Voltage @ 1.00 cm (Vt) = 0.0169

Ave. Voltage (Vs+Vt)/2 = 0.0327

Ave. SAR over 1 g (mW/g) = 0.9844

File : c:/idx3/SYSTEM/SARMEAS3/data/Normal/02010921_ZOOM.VLT
Start : 9-Jan-102 04:25:39 pm End : 9-Jan-102 04:36:01 pm

Radio Type : BENQ
Model Number : ACTON
Serial Number : 1
Frequency : 848.97 MHz
Peak Trans. Pwr : 0.400 W
Start Trans. Pwr : 0.400 W
Antenna Type : Helical
Antenna Posn. : Internal
Phantom Type : Head
Phantom Posn. : Left Ear
Scan Type : ZOOM/SAR
Probe Name : PCTEST
Field Type : E Field
Orientation : 0 Degrees

Mixture Type = Brain
Mixture Dielectric Constant = 41.500
Mixture Conductivity = 0.900

Comment :
BENQ DUAL-MODE PHONE - AMPS TILT
CH 0799 Conducted 26.0 dBm
CF=1; AMB. TEMP. = 20.6 'C; LIQ. TEMP. = 20.1 'C

Robot : PCTEST

Probe Offset = 0.20 cm
Sensor Factor = 0.0108
Conversion Factor = 0.325

PCTEST Amplifier Channel Settings : 0.239 0.278 0.294

Max Location : X = 1.500, Y = -3.000, Z = 0.000 (cm) Value = 38.930

Measured Values (volts) =
3.731E-002 2.661E-002 2.109E-002 1.699E-002 1.409E-002 1.128E-002
9.486E-003 7.818E-003 6.223E-003 5.611E-003 4.627E-003 3.856E-003
3.471E-003 3.333E-003 2.706E-003 2.492E-003 2.275E-003 2.151E-003
2.030E-003 2.026E-003 1.870E-003

Calc. Voltage @ Surface (Vs) = 0.0469

Voltage @ 1.00 cm (Vt) = 0.0164

Ave. Voltage (Vs+Vt)/2 = 0.0317

Ave. SAR over 1 g (mW/g) = 0.9530

File : c:/idx3/SYSTEM/SARMEAS3/data/Normal/02010917_ZOOM.VLT
Start : 9-Jan-102 03:32:51 pm End : 9-Jan-102 03:43:13 pm

Radio Type : BENQ
Model Number : ACTON
Serial Number : 1
Frequency : 824.70 MHz
Peak Trans. Pwr : 0.320 W
Start Trans. Pwr : 0.320 W
Antenna Type : Helical
Antenna Posn. : Internal
Phantom Type : Head
Phantom Posn. : Left Ear
Scan Type : ZOOM/SAR
Probe Name : PCTEST
Field Type : E Field
Orientation : 0 Degrees

Mixture Type = Brain
Mixture Dielectric Constant = 41.500
Mixture Conductivity = 0.900

Comment :
BENQ DUAL-MODE PHONE - CDMA TILT
CH 1013 Conducted 25.0 dBm
CF=1; AMB. TEMP. = 20.6 'C; LIQ. TEMP. = 20.1 'C

Robot : PCTEST

Probe Offset = 0.20 cm
Sensor Factor = 0.0108
Conversion Factor = 0.325

PCTEST Amplifier Channel Settings : 0.239 0.278 0.294

Max Location : X = 1.500, Y = -3.000, Z = 0.000 (cm) Value = 37.882

Measured Values (volts) =
3.689E-002 2.602E-002 2.060E-002 1.654E-002 1.363E-002 1.107E-002
8.952E-003 7.550E-003 6.091E-003 5.261E-003 4.419E-003 3.587E-003
3.313E-003 2.847E-003 2.341E-003 2.193E-003 1.993E-003 1.884E-003
1.800E-003 1.670E-003 1.640E-003

Calc. Voltage @ Surface (Vs) = 0.0466

Voltage @ 1.00 cm (Vt) = 0.0160

Ave. Voltage (Vs+Vt)/2 = 0.0313

Ave. SAR over 1 g (mW/g) = 0.9416

File : c:/idx3/SYSTEM/SARMEAS3/data/Normal/02010916_ZOOM.VLT
Start : 9-Jan-102 03:20:33 pm End : 9-Jan-102 03:30:55 pm

Radio Type : BENQ
Model Number : ACTON
Serial Number : 1
Frequency : 835.89 MHz
Peak Trans. Pwr : 0.320 W
Start Trans. Pwr : 0.320 W
Antenna Type : Helical
Antenna Posn. : Internal
Phantom Type : Head
Phantom Posn. : Left Ear
Scan Type : ZOOM/SAR
Probe Name : PCTEST
Field Type : E Field
Orientation : 0 Degrees

Mixture Type = Brain
Mixture Dielectric Constant = 41.500
Mixture Conductivity = 0.900

Comment :
BENQ DUAL-MODE PHONE - CDMA TILT
CH 0363 Conducted 25.0 dBm
CF=1; AMB. TEMP. = 20.6 'C; LIQ. TEMP. = 20.1 'C

Robot : PCTEST

Probe Offset = 0.20 cm
Sensor Factor = 0.0108
Conversion Factor = 0.325

PCTEST Amplifier Channel Settings : 0.239 0.278 0.294

Max Location : X = 1.500, Y = -3.000, Z = 0.000 (cm) Value = 31.426

Measured Values (volts) =
2.984E-002 2.097E-002 1.610E-002 1.394E-002 1.135E-002 8.941E-003
7.660E-003 6.270E-003 5.274E-003 4.440E-003 3.889E-003 3.342E-003
2.853E-003 2.408E-003 2.321E-003 2.048E-003 1.796E-003 1.657E-003
1.682E-003 1.695E-003 1.710E-003

Calc. Voltage @ Surface (Vs) = 0.0382

Voltage @ 1.00 cm (Vt) = 0.0134

Ave. Voltage (Vs+Vt)/2 = 0.0258

Ave. SAR over 1 g (mW/g) = 0.7771

File : c:/idx3/SYSTEM/SARMEAS3/data/Normal/02010918_ZOOM.VLT
Start : 9-Jan-102 03:45:33 pm End : 9-Jan-102 03:55:54 pm

Radio Type : BENQ
Model Number : ACTON
Serial Number : 1
Frequency : 848.31 MHz
Peak Trans. Pwr : 0.320 W
Start Trans. Pwr : 0.320 W
Antenna Type : Helical
Antenna Posn. : Internal
Phantom Type : Head
Phantom Posn. : Left Ear
Scan Type : ZOOM/SAR
Probe Name : PCTEST
Field Type : E Field
Orientation : 0 Degrees

Mixture Type = Brain
Mixture Dielectric Constant = 41.500
Mixture Conductivity = 0.900

Comment :
BENQ DUAL-MODE PHONE - CDMA TILT
CH 0777 Conducted 25.0 dBm
CF=1; AMB. TEMP. = 20.6 'C; LIQ. TEMP. = 20.1 'C

Robot : PCTEST

Probe Offset = 0.20 cm
Sensor Factor = 0.0108
Conversion Factor = 0.325

PCTEST Amplifier Channel Settings : 0.239 0.278 0.294

Max Location : X = 1.500, Y = -3.000, Z = 0.000 (cm) Value = 32.895

Measured Values (volts) =
3.250E-002 2.283E-002 1.812E-002 1.430E-002 1.184E-002 9.808E-003
7.994E-003 6.680E-003 5.681E-003 4.729E-003 3.971E-003 3.502E-003
3.012E-003 2.695E-003 2.304E-003 2.088E-003 1.972E-003 1.761E-003
1.588E-003 1.668E-003 1.728E-003

Calc. Voltage @ Surface (Vs) = 0.0411

Voltage @ 1.00 cm (Vt) = 0.0138

Ave. Voltage (Vs+Vt)/2 = 0.0275

Ave. SAR over 1 g (mW/g) = 0.8264

File : c:/idx3/SYSTEM/SARMEAS3/data/Normal/02011002_ZOOM.VLT
Start : 10-Jan-102 09:56:46 am End : 10-Jan-102 10:18:24 am

Radio Type : BENQ
Model Number : ACTON
Serial Number : 1
Frequency : 824.04 MHz
Peak Trans. Pwr : 0.400 W
Start Trans. Pwr : 0.400 W
Antenna Type : Helical
Antenna Posn. : Internal
Phantom Type : Head
Phantom Posn. : Right Ear
Scan Type : ZOOM/SAR
Probe Name : PCTEST
Field Type : E Field
Orientation : 0 Degrees

Mixture Type = Brain
Mixture Dielectric Constant = 41.500
Mixture Conductivity = 0.900

Comment :
BENQ DUAL-MODE PHONE - AMPS TILT
CH 991 Conducted 26.0 dBm
CF=1; AMB. TEMP. = 20.6 'C; LIQ. TEMP. = 20.1 'C

Robot : PCTEST

Probe Offset = 0.20 cm
Sensor Factor = 0.0108
Conversion Factor = 0.325

PCTEST Amplifier Channel Settings : 0.239 0.278 0.294

Max Location : X = -1.500, Y = -2.500, Z = 0.000 (cm) Value = 33.404

Measured Values (volts) =
3.278E-002 2.635E-002 2.171E-002 1.788E-002 1.504E-002 1.222E-002
1.030E-002 8.706E-003 7.385E-003 6.013E-003 5.094E-003 4.211E-003
3.319E-003 2.957E-003 2.470E-003 2.070E-003 1.784E-003 1.462E-003
1.493E-003 1.188E-003 1.367E-003

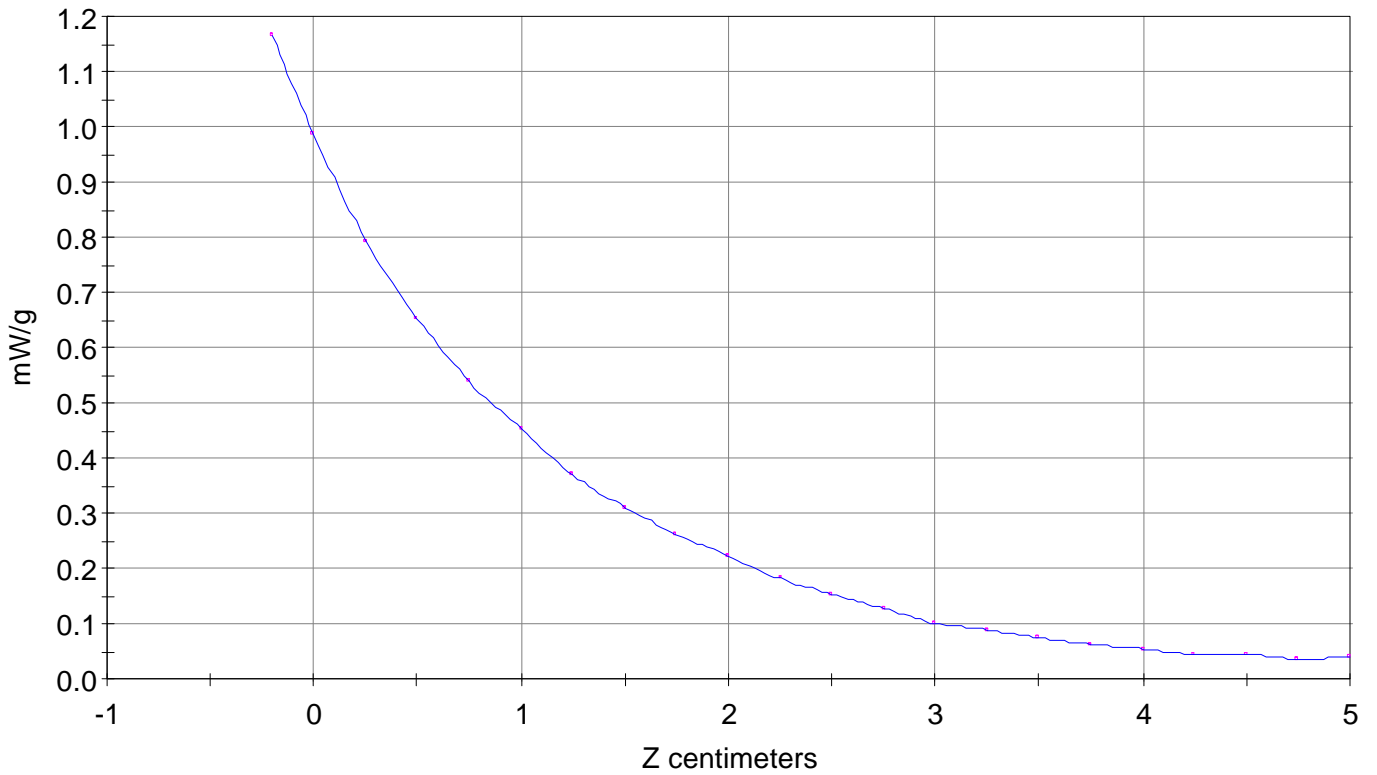
Calc. Voltage @ Surface (Vs) = 0.0386

Voltage @ 1.00 cm (Vt) = 0.0173

Ave. Voltage (Vs+Vt)/2 = 0.0280

Ave. SAR over 1 g (mW/g) = 0.8419

SAR Scan
File : 02011002_ZOOM
Start : 10-Jan-102 09:56:46 am End : 10-Jan-102 10:18:24 am
BENQ/ACTON/1;824.04MHz;W;Helical/Internal;
Head/Right Ear;ZOOM/SAR;PCTEST/E Field/0 DegreesBrain/41.500/0.900

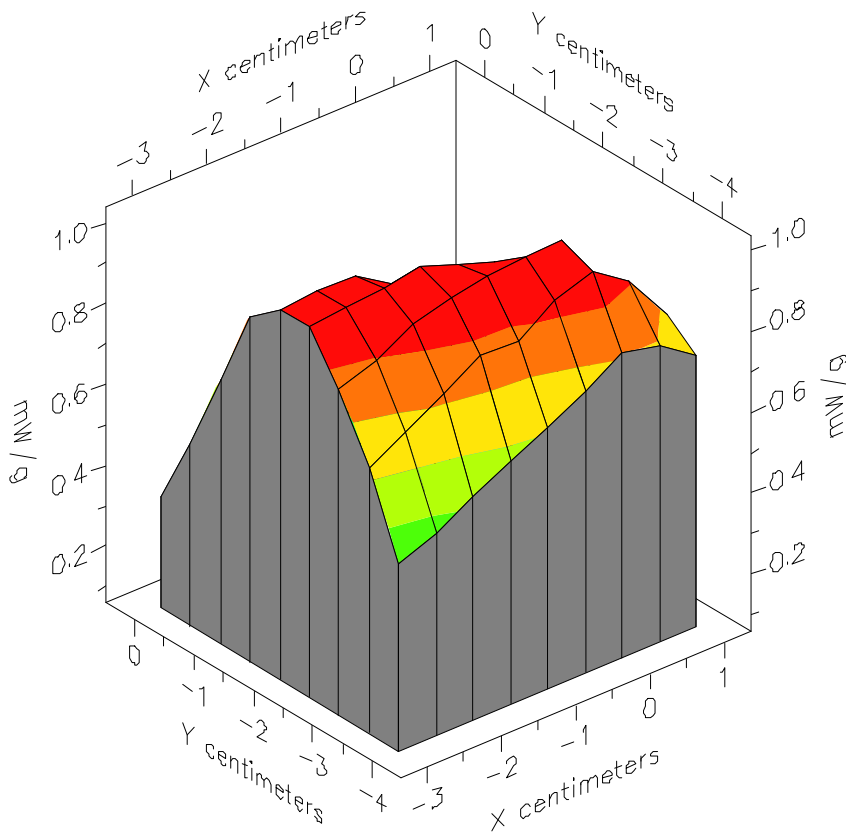


File : 02011002_ZOOM

Start : 10-Jan-102 09:56:46 am End : 10-Jan-102 10:18:24 am

BENQ/ACTON/1;824.04MHz;W;Helical/Internal;

Head/Right Ear;ZOOM/SAR;PCTEST/E Field/0 DegreesBrain/41.500/0.900

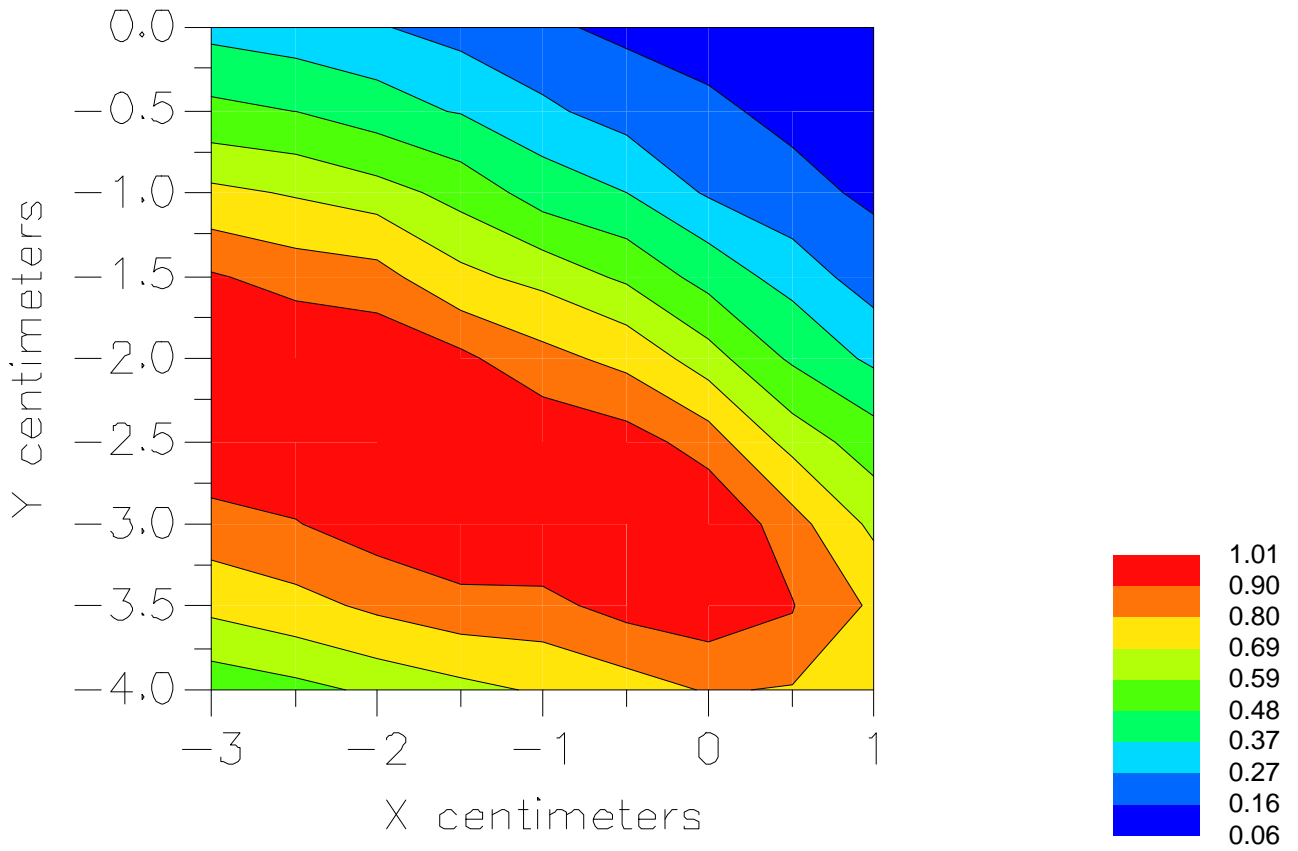


File : 02011002_ZOOM

Start : 10-Jan-102 09:56:46 am End : 10-Jan-102 10:18:24 am

BENQ/ACTON/1;824.04MHz;W;Helical/Internal;

Head/Right Ear;ZOOM/SAR;PCTEST/E Field/0 DegreesBrain/41.500/0.900



File : c:/idx3/SYSTEM/SARMEAS3/data/Normal/02011003_ZOOM.VLT
Start : 10-Jan-102 10:19:59 am End : 10-Jan-102 10:29:59 am

Radio Type : BENQ
Model Number : ACTON
Serial Number : 1
Frequency : 836.49 MHz
Peak Trans. Pwr : 0.400 W
Start Trans. Pwr : 0.400 W
Antenna Type : Helical
Antenna Posn. : Internal
Phantom Type : Head
Phantom Posn. : Right Ear
Scan Type : ZOOM/SAR
Probe Name : PCTEST
Field Type : E Field
Orientation : 0 Degrees

Mixture Type = Brain
Mixture Dielectric Constant = 41.500
Mixture Conductivity = 0.900

Comment :
BENQ DUAL-MODE PHONE - AMPS TILT
CH 383 Conducted 26.0 dBm
CF=1; AMB. TEMP. = 20.6 'C; LIQ. TEMP. = 20.1 'C

Robot : PCTEST

Probe Offset = 0.20 cm
Sensor Factor = 0.0108
Conversion Factor = 0.325

PCTEST Amplifier Channel Settings : 0.239 0.278 0.294

Max Location : X = -1.500, Y = -2.500, Z = 0.000 (cm) Value = 28.883

Measured Values (volts) =
2.766E-002 2.179E-002 1.808E-002 1.466E-002 1.237E-002 1.031E-002
8.677E-003 7.212E-003 5.972E-003 4.912E-003 4.251E-003 3.476E-003
2.841E-003 2.210E-003 2.120E-003 1.743E-003 1.481E-003 1.324E-003
1.209E-003 1.275E-003 1.310E-003

Calc. Voltage @ Surface (Vs) = 0.0328

Voltage @ 1.00 cm (Vt) = 0.0142

Ave. Voltage (Vs+Vt)/2 = 0.0235

Ave. SAR over 1 g (mW/g) = 0.7072

File : c:/idx3/SYSTEM/SARMEAS3/data/Normal/02011004_ZOOM.VLT
Start : 10-Jan-102 10:31:25 am End : 10-Jan-102 10:41:27 am

Radio Type : BENQ
Model Number : ACTON
Serial Number : 1
Frequency : 848.97 MHz
Peak Trans. Pwr : 0.400 W
Start Trans. Pwr : 0.400 W
Antenna Type : Helical
Antenna Posn. : Internal
Phantom Type : Head
Phantom Posn. : Right Ear
Scan Type : ZOOM/SAR
Probe Name : PCTEST
Field Type : E Field
Orientation : 0 Degrees

Mixture Type = Brain
Mixture Dielectric Constant = 41.500
Mixture Conductivity = 0.900

Comment :
BENQ DUAL-MODE PHONE - AMPS TILT
CH 799 Conducted 26.0 dBm
CF=1; AMB. TEMP. = 20.6 'C; LIQ. TEMP. = 20.1 'C

Robot : PCTEST

Probe Offset = 0.20 cm
Sensor Factor = 0.0108
Conversion Factor = 0.325

PCTEST Amplifier Channel Settings : 0.239 0.278 0.294

Max Location : X = -3.000, Y = -2.000, Z = 0.000 (cm) Value = 28.345

Measured Values (volts) =
2.660E-002 2.179E-002 1.766E-002 1.495E-002 1.245E-002 1.061E-002
9.089E-003 7.614E-003 6.352E-003 5.610E-003 4.553E-003 3.919E-003
3.185E-003 2.899E-003 2.445E-003 2.254E-003 1.867E-003 1.738E-003
1.393E-003 1.486E-003 1.345E-003

Calc. Voltage @ Surface (Vs) = 0.0313

Voltage @ 1.00 cm (Vt) = 0.0145

Ave. Voltage (Vs+Vt)/2 = 0.0229

Ave. SAR over 1 g (mW/g) = 0.6890

File : c:/idx3/SYSTEM/SARMEAS3/data/Normal/02011005_ZOOM.VLT
Start : 10-Jan-102 10:45:32 am End : 10-Jan-102 10:55:32 am

Radio Type : BENQ
Model Number : ACTON
Serial Number : 1
Frequency : 824.70 MHz
Peak Trans. Pwr : 0.320 W
Start Trans. Pwr : 0.320 W
Antenna Type : Helical
Antenna Posn. : Internal
Phantom Type : Head
Phantom Posn. : Right Ear
Scan Type : ZOOM/SAR
Probe Name : PCTEST
Field Type : E Field
Orientation : 0 Degrees

Mixture Type = Brain
Mixture Dielectric Constant = 41.500
Mixture Conductivity = 0.900

Comment :
BENQ DUAL-MODE PHONE - CDMA TILT
CH 1013 Conducted 25.0 dBm
CF=1; AMB. TEMP. = 20.6 'C; LIQ. TEMP. = 20.1 'C

Robot : PCTEST

Probe Offset = 0.20 cm
Sensor Factor = 0.0108
Conversion Factor = 0.325

PCTEST Amplifier Channel Settings : 0.239 0.278 0.294

Max Location : X = -0.500, Y = -3.000, Z = 0.000 (cm) Value = 26.810

Measured Values (volts) =
2.730E-002 2.114E-002 1.667E-002 1.368E-002 1.124E-002 8.952E-003
7.159E-003 6.032E-003 5.077E-003 3.841E-003 3.244E-003 2.428E-003
2.259E-003 1.903E-003 1.654E-003 1.527E-003 1.264E-003 1.239E-003
1.173E-003 9.181E-004 1.108E-003

Calc. Voltage @ Surface (Vs) = 0.0333

Voltage @ 1.00 cm (Vt) = 0.0132

Ave. Voltage (Vs+Vt)/2 = 0.0232

Ave. SAR over 1 g (mW/g) = 0.6988

File : c:/idx3/SYSTEM/SARMEAS3/data/Normal/02011006_ZOOM.VLT
Start : 10-Jan-102 10:57:53 am End : 10-Jan-102 11:07:57 am

Radio Type : BENQ
Model Number : ACTON
Serial Number : 1
Frequency : 835.89 MHz
Peak Trans. Pwr : 0.320 W
Start Trans. Pwr : 0.320 W
Antenna Type : Helical
Antenna Posn. : Internal
Phantom Type : Head
Phantom Posn. : Right Ear
Scan Type : ZOOM/SAR
Probe Name : PCTEST
Field Type : E Field
Orientation : 0 Degrees

Mixture Type = Brain
Mixture Dielectric Constant = 41.500
Mixture Conductivity = 0.900

Comment :
BENQ DUAL-MODE PHONE - CDMA TILT
CH 0363 Conducted 25.0 dBm
CF=1; AMB. TEMP. = 20.6 'C; LIQ. TEMP. = 20.1 'C

Robot : PCTEST

Probe Offset = 0.20 cm
Sensor Factor = 0.0108
Conversion Factor = 0.325

PCTEST Amplifier Channel Settings : 0.239 0.278 0.294

Max Location : X = -2.500, Y = -2.500, Z = 0.000 (cm) Value = 23.093

Measured Values (volts) =
2.200E-002 1.873E-002 1.526E-002 1.293E-002 1.098E-002 9.102E-003
7.515E-003 6.420E-003 5.066E-003 4.712E-003 3.861E-003 2.974E-003
2.726E-003 2.137E-003 1.802E-003 1.823E-003 1.401E-003 1.402E-003
1.332E-003 1.039E-003 1.219E-003

Calc. Voltage @ Surface (Vs) = 0.0255

Voltage @ 1.00 cm (Vt) = 0.0125

Ave. Voltage (Vs+Vt)/2 = 0.0190

Ave. SAR over 1 g (mW/g) = 0.5719

File : c:/idx3/SYSTEM/SARMEAS3/data/Normal/02011007_ZOOM.VLT
Start : 10-Jan-102 11:09:27 am End : 10-Jan-102 11:19:30 am

Radio Type : BENQ
Model Number : ACTON
Serial Number : 1
Frequency : 848.31 MHz
Peak Trans. Pwr : 0.320 W
Start Trans. Pwr : 0.320 W
Antenna Type : Helical
Antenna Posn. : Internal
Phantom Type : Head
Phantom Posn. : Right Ear
Scan Type : ZOOM/SAR
Probe Name : PCTEST
Field Type : E Field
Orientation : 0 Degrees

Mixture Type = Brain
Mixture Dielectric Constant = 41.500
Mixture Conductivity = 0.900

Comment :
BENQ DUAL-MODE PHONE - CDMA TILT
CH 0777 Conducted 25.0 dBm
CF=1; AMB. TEMP. = 20.6 'C; LIQ. TEMP. = 20.1 'C

Robot : PCTEST

Probe Offset = 0.20 cm
Sensor Factor = 0.0108
Conversion Factor = 0.325

PCTEST Amplifier Channel Settings : 0.239 0.278 0.294

Max Location : X = -1.000, Y = -2.500, Z = 0.000 (cm) Value = 23.516

Measured Values (volts) =
2.288E-002 1.798E-002 1.441E-002 1.161E-002 1.007E-002 8.391E-003
6.988E-003 5.739E-003 4.786E-003 3.884E-003 3.216E-003 2.714E-003
2.065E-003 1.867E-003 1.603E-003 1.464E-003 1.092E-003 1.230E-003
1.205E-003 1.247E-003 1.141E-003

Calc. Voltage @ Surface (Vs) = 0.0275

Voltage @ 1.00 cm (Vt) = 0.0113

Ave. Voltage (Vs+Vt)/2 = 0.0194

Ave. SAR over 1 g (mW/g) = 0.5843

File : c:/idx3/SYSTEM/SARMEAS3/data/Normal/02010909_ZOOM.VLT
Start : 9-Jan-102 12:33:37 pm End : 9-Jan-102 12:43:29 pm

Radio Type : BENQ
Model Number : ACTON
Serial Number : 1
Frequency : 824.04 MHz
Peak Trans. Pwr : 0.400 W
Start Trans. Pwr : 0.400 W
Antenna Type : Helical
Antenna Posn. : Internal
Phantom Type : Head
Phantom Posn. : Left Ear
Scan Type : ZOOM/SAR
Probe Name : PCTEST
Field Type : E Field
Orientation : 0 Degrees

Mixture Type = Brain
Mixture Dielectric Constant = 41.500
Mixture Conductivity = 0.900

Comment :
BENQ DUAL-MODE PHONE - AMPS CHEEK
CH 0991 Conducted 26.0 dBm
CF=1; AMB. TEMP. = 20.6 'C; LIQ. TEMP. = 20.1 'C

Robot : PCTEST

Probe Offset = 0.20 cm
Sensor Factor = 0.0108
Conversion Factor = 0.325

PCTEST Amplifier Channel Settings : 0.239 0.278 0.294

Max Location : X = -1.500, Y = -1.500, Z = 0.000 (cm) Value = 57.252

Measured Values (volts) =
5.584E-002 4.250E-002 3.544E-002 2.957E-002 2.497E-002 2.099E-002
1.789E-002 1.501E-002 1.279E-002 1.068E-002 8.988E-003 7.691E-003
6.511E-003 5.481E-003 4.833E-003 4.022E-003 3.557E-003 3.270E-003
2.590E-003 2.641E-003 2.449E-003

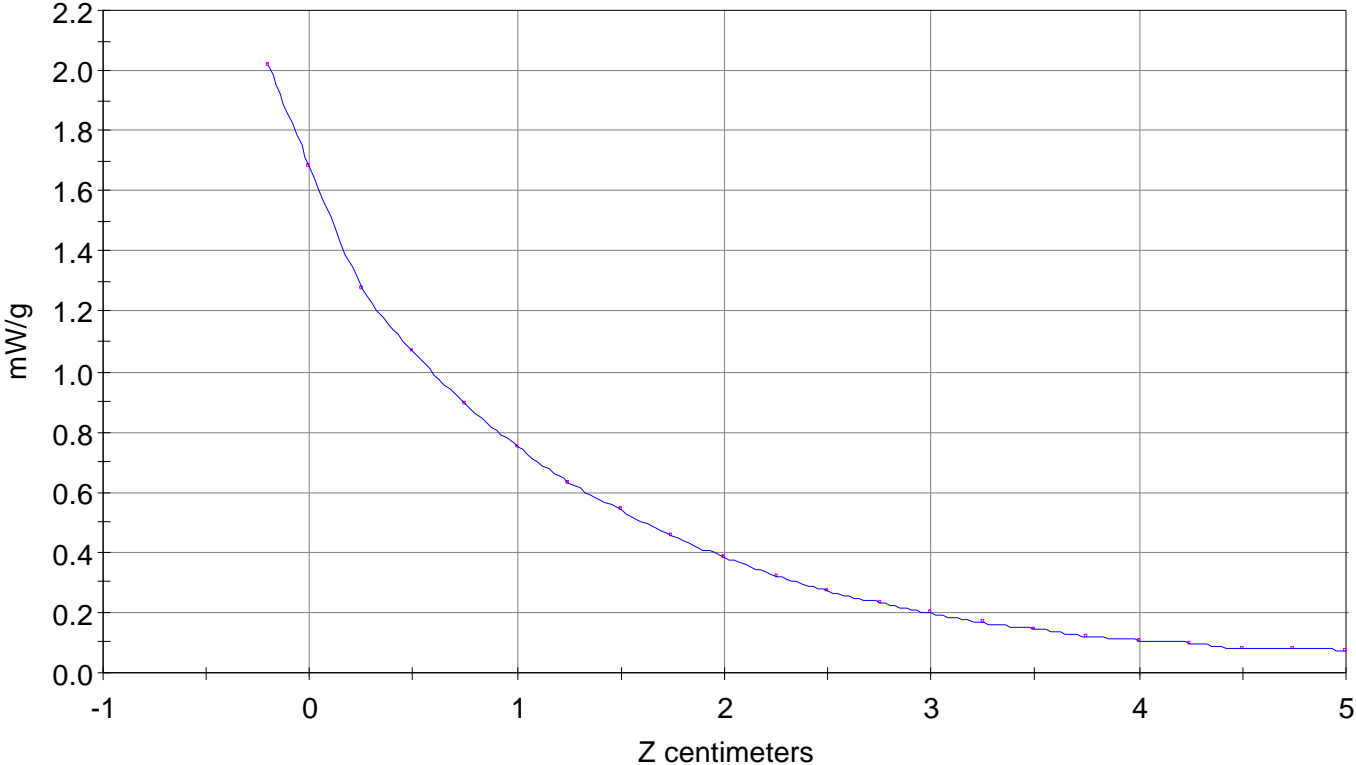
Calc. Voltage @ Surface (Vs) = 0.0670

Voltage @ 1.00 cm (Vt) = 0.0286

Ave. Voltage (Vs+Vt)/2 = 0.0478

Ave. SAR over 1 g (mW/g) = 1.4395

SAR Scan
File : 02010909_ZOOM
Start : 9-Jan-102 12:33:37 pm End : 9-Jan-102 12:43:29 pm
BENQ/ACTON/1;824.04MHz;W;Helical/Internal;
Head/Left Ear;ZOOM/SAR;PCTEST/E Field/0 DegreesBrain/41.500/0.900

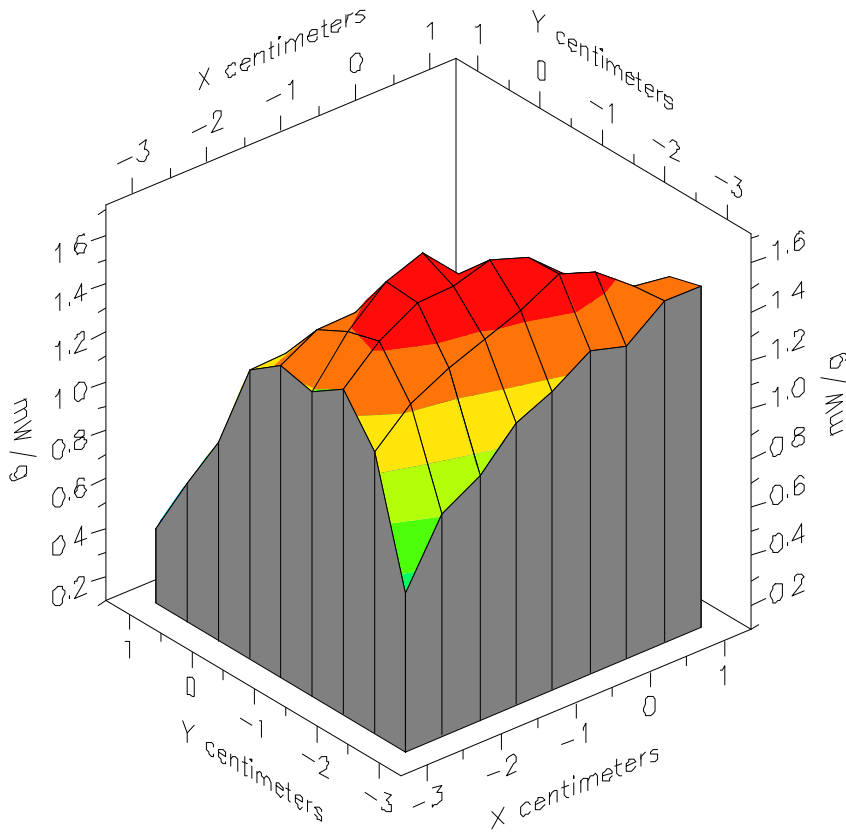


File : 02010909_ZOOM

Start : 9-Jan-102 12:33:37 pm End : 9-Jan-102 12:43:29 pm

BENQ/ACTON/1;824.04MHz;W;Helical/Internal;

Head/Left Ear;ZOOM/SAR;PCTEST/E Field/0 DegreesBrain/41.500/0.900

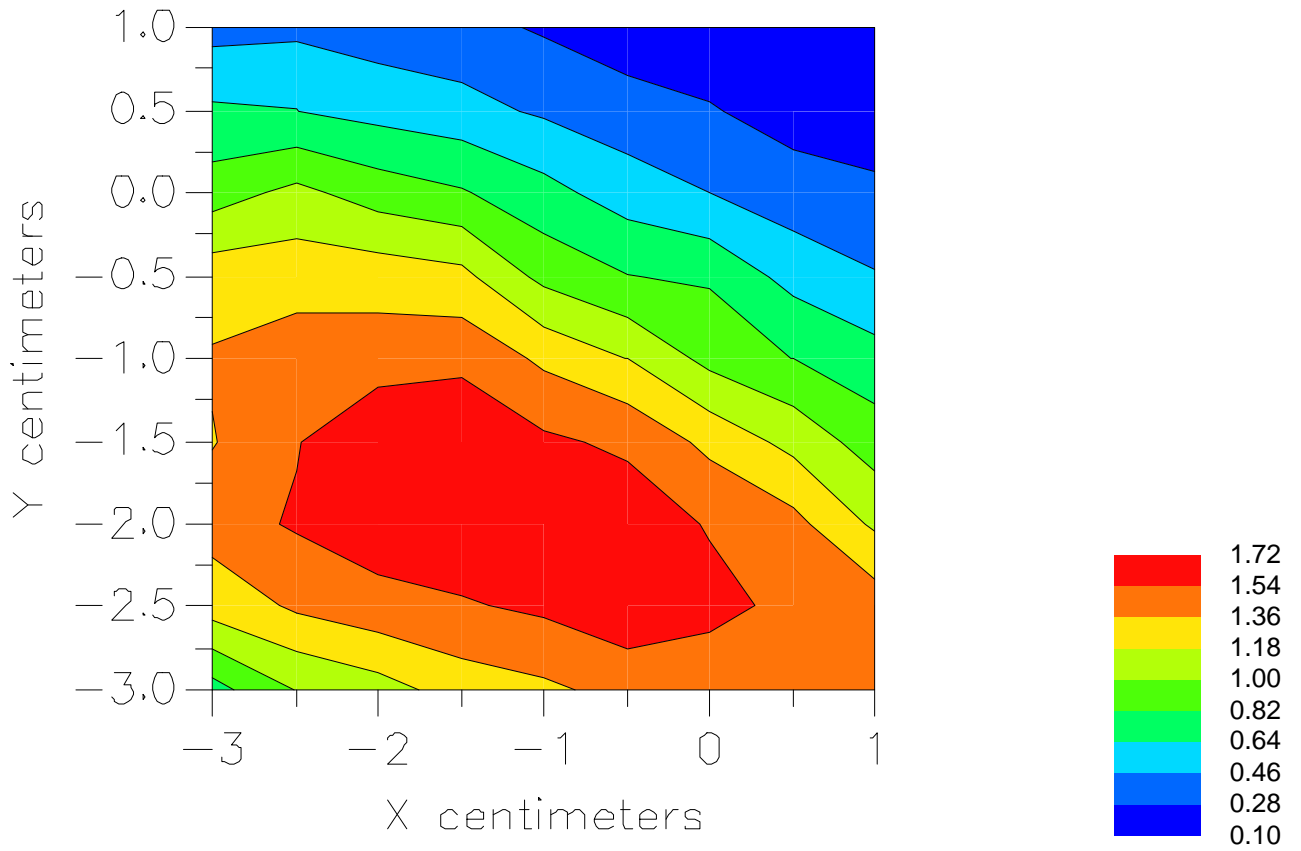


File : 02010909_ZOOM

Start : 9-Jan-102 12:33:37 pm End : 9-Jan-102 12:43:29 pm

BENQ/ACTON/1;824.04MHz;W;Helical/Internal;

Head/Left Ear;ZOOM/SAR;PCTEST/E Field/0 DegreesBrain/41.500/0.900



File : c:/idx3/SYSTEM/SARMEAS3/data/Normal/02010911_ZOOM.VLT
Start : 9-Jan-102 02:03:05 pm End : 9-Jan-102 02:12:57 pm

Radio Type : BENQ
Model Number : ACTON
Serial Number : 1
Frequency : 836.49 MHz
Peak Trans. Pwr : 0.400 W
Start Trans. Pwr : 0.400 W
Antenna Type : Helical
Antenna Posn. : Internal
Phantom Type : Head
Phantom Posn. : Left Ear
Scan Type : ZOOM/SAR
Probe Name : PCTEST
Field Type : E Field
Orientation : 0 Degrees

Mixture Type = Brain
Mixture Dielectric Constant = 41.500
Mixture Conductivity = 0.900

Comment :
BENQ DUAL-MODE PHONE - AMPS CHEEK
CH 0383 Conducted 26.0 dBm
CF=1; AMB. TEMP. = 20.6 'C; LIQ. TEMP. = 20.1 'C

Robot : PCTEST

Probe Offset = 0.20 cm
Sensor Factor = 0.0108
Conversion Factor = 0.325

PCTEST Amplifier Channel Settings : 0.239 0.278 0.294

Max Location : X = -1.500, Y = -1.500, Z = 0.000 (cm) Value = 50.029

Measured Values (volts) =
4.775E-002 3.567E-002 3.019E-002 2.508E-002 2.107E-002 1.749E-002
1.463E-002 1.264E-002 1.058E-002 9.069E-003 7.639E-003 6.541E-003
5.525E-003 4.728E-003 4.151E-003 3.437E-003 3.129E-003 2.811E-003
2.563E-003 2.139E-003 2.196E-003

Calc. Voltage @ Surface (Vs) = 0.0575

Voltage @ 1.00 cm (Vt) = 0.0243

Ave. Voltage (Vs+Vt)/2 = 0.0409

Ave. SAR over 1 g (mW/g) = 1.2298

File : c:/idx3/SYSTEM/SARMEAS3/data/Normal/02010912_ZOOM.VLT
Start : 9-Jan-102 02:18:40 pm End : 9-Jan-102 02:28:35 pm

Radio Type : BENQ
Model Number : ACTON
Serial Number : 1
Frequency : 848.97 MHz
Peak Trans. Pwr : 0.400 W
Start Trans. Pwr : 0.400 W
Antenna Type : Helical
Antenna Posn. : Internal
Phantom Type : Head
Phantom Posn. : Left Ear
Scan Type : ZOOM/SAR
Probe Name : PCTEST
Field Type : E Field
Orientation : 0 Degrees

Mixture Type = Brain
Mixture Dielectric Constant = 41.500
Mixture Conductivity = 0.900

Comment :
BENQ DUAL-MODE PHONE - AMPS CHEEK
CH 0799 Conducted 26.0 dBm
CF=1; AMB. TEMP. = 20.6 'C; LIQ. TEMP. = 20.1 'C

Robot : PCTEST

Probe Offset = 0.20 cm
Sensor Factor = 0.0108
Conversion Factor = 0.325

PCTEST Amplifier Channel Settings : 0.239 0.278 0.294

Max Location : X = -2.000, Y = -2.000, Z = 0.000 (cm) Value = 48.893

Measured Values (volts) =
4.661E-002 3.693E-002 3.079E-002 2.571E-002 2.185E-002 1.837E-002
1.569E-002 1.316E-002 1.145E-002 9.679E-003 8.129E-003 6.991E-003
5.952E-003 5.067E-003 4.458E-003 3.892E-003 3.215E-003 3.106E-003
2.720E-003 2.405E-003 2.389E-003

Calc. Voltage @ Surface (Vs) = 0.0550

Voltage @ 1.00 cm (Vt) = 0.0249

Ave. Voltage (Vs+Vt)/2 = 0.0400

Ave. SAR over 1 g (mW/g) = 1.2032

File : c:/idx3/SYSTEM/SARMEAS3/data/Normal/02010913_ZOOM.VLT
Start : 9-Jan-102 02:32:23 pm End : 9-Jan-102 02:42:17 pm

Radio Type : BENQ
Model Number : ACTON
Serial Number : 1
Frequency : 824.70 MHz
Peak Trans. Pwr : 0.320 W
Start Trans. Pwr : 0.320 W
Antenna Type : Helical
Antenna Posn. : Internal
Phantom Type : Head
Phantom Posn. : Left Ear
Scan Type : ZOOM/SAR
Probe Name : PCTEST
Field Type : E Field
Orientation : 0 Degrees

Mixture Type = Brain
Mixture Dielectric Constant = 41.500
Mixture Conductivity = 0.900

Comment :
BENQ DUAL-MODE PHONE - CDMA CHEEK
CH 1013 Conducted 25.0 dBm
CF=1; AMB. TEMP. = 20.6 'C; LIQ. TEMP. = 20.1 'C

Robot : PCTEST

Probe Offset = 0.20 cm
Sensor Factor = 0.0108
Conversion Factor = 0.325

PCTEST Amplifier Channel Settings : 0.239 0.278 0.294

Max Location : X = -1.000, Y = -2.000, Z = 0.000 (cm) Value = 47.206

Measured Values (volts) =
4.610E-002 3.436E-002 2.826E-002 2.391E-002 1.980E-002 1.687E-002
1.439E-002 1.213E-002 1.024E-002 8.815E-003 7.366E-003 6.618E-003
5.426E-003 4.727E-003 4.091E-003 3.685E-003 3.253E-003 2.791E-003
2.283E-003 2.345E-003 2.253E-003

Calc. Voltage @ Surface (Vs) = 0.0561

Voltage @ 1.00 cm (Vt) = 0.0231

Ave. Voltage (Vs+Vt)/2 = 0.0396

Ave. SAR over 1 g (mW/g) = 1.1917

File : c:/idx3/SYSTEM/SARMEAS3/data/Normal/02010914_ZOOM.VLT
Start : 9-Jan-102 02:46:34 pm End : 9-Jan-102 02:56:28 pm

Radio Type : BENQ
Model Number : ACTON
Serial Number : 1
Frequency : 835.89 MHz
Peak Trans. Pwr : 0.320 W
Start Trans. Pwr : 0.320 W
Antenna Type : Helical
Antenna Posn. : Internal
Phantom Type : Head
Phantom Posn. : Left Ear
Scan Type : ZOOM/SAR
Probe Name : PCTEST
Field Type : E Field
Orientation : 0 Degrees

Mixture Type = Brain
Mixture Dielectric Constant = 41.500
Mixture Conductivity = 0.900

Comment :
BENQ DUAL-MODE PHONE - CDMA CHEEK
CH 0363 Conducted 25.0 dBm
CF=1; AMB. TEMP. = 20.6 'C; LIQ. TEMP. = 20.1 'C

Robot : PCTEST

Probe Offset = 0.20 cm
Sensor Factor = 0.0108
Conversion Factor = 0.325

PCTEST Amplifier Channel Settings : 0.239 0.278 0.294

Max Location : X = -1.000, Y = -2.000, Z = 0.000 (cm) Value = 41.074

Measured Values (volts) =
3.751E-002 2.917E-002 2.438E-002 2.017E-002 1.712E-002 1.442E-002
1.233E-002 1.018E-002 8.253E-003 7.141E-003 6.560E-003 5.467E-003
4.645E-003 4.167E-003 3.859E-003 3.239E-003 2.630E-003 2.557E-003
2.282E-003 1.994E-003 2.032E-003

Calc. Voltage @ Surface (Vs) = 0.0446

Voltage @ 1.00 cm (Vt) = 0.0196

Ave. Voltage (Vs+Vt)/2 = 0.0321

Ave. SAR over 1 g (mW/g) = 0.9653

File : c:/idx3/SYSTEM/SARMEAS3/data/Normal/02010910_ZOOM.VLT
Start : 9-Jan-102 12:51:46 pm End : 9-Jan-102 01:01:38 pm

Radio Type : BENQ
Model Number : ACTON
Serial Number : 1
Frequency : 848.97 MHz
Peak Trans. Pwr : 0.320 W
Start Trans. Pwr : 0.320 W
Antenna Type : Helical
Antenna Posn. : Internal
Phantom Type : Head
Phantom Posn. : Left Ear
Scan Type : ZOOM/SAR
Probe Name : PCTEST
Field Type : E Field
Orientation : 0 Degrees

Mixture Type = Brain
Mixture Dielectric Constant = 41.500
Mixture Conductivity = 0.900

Comment :
BENQ DUAL-MODE PHONE - CDMA CHEEK
CH 0777 Conducted 25.0 dBm
CF=1; AMB. TEMP. = 20.6 'C; LIQ. TEMP. = 20.1 'C

Robot : PCTEST

Probe Offset = 0.20 cm
Sensor Factor = 0.0108
Conversion Factor = 0.325

PCTEST Amplifier Channel Settings : 0.239 0.278 0.294

Max Location : X = -1.500, Y = -1.500, Z = 0.000 (cm) Value = 41.232

Measured Values (volts) =
3.955E-002 3.066E-002 2.548E-002 2.095E-002 1.805E-002 1.487E-002
1.237E-002 1.070E-002 8.837E-003 7.614E-003 6.318E-003 5.666E-003
4.614E-003 4.212E-003 3.760E-003 3.380E-003 2.924E-003 2.479E-003
2.447E-003 2.067E-003 1.577E-003

Calc. Voltage @ Surface (Vs) = 0.0472

Voltage @ 1.00 cm (Vt) = 0.0204

Ave. Voltage (Vs+Vt)/2 = 0.0338

Ave. SAR over 1 g (mW/g) = 1.0163

File : c:/idx3/SYSTEM/SARMEAS3/data/Normal/02010923_ZOOM.VLT
Start : 9-Jan-102 05:36:45 pm End : 9-Jan-102 05:44:12 pm

Radio Type : BENQ
Model Number : ACTON
Serial Number : 1
Frequency : 824.04 MHz
Peak Trans. Pwr : 0.400 W
Start Trans. Pwr : 0.400 W
Antenna Type : Helical
Antenna Posn. : Internal
Phantom Type : Head
Phantom Posn. : Right Ear
Scan Type : ZOOM/SAR
Probe Name : PCTEST
Field Type : E Field
Orientation : 0 Degrees

Mixture Type = Brain
Mixture Dielectric Constant = 41.500
Mixture Conductivity = 0.900

Comment :
BENQ DUAL-MODE PHONE - AMPS CHEEK
CH 0991 Conducted 26.0 dBm
CF=1; AMB. TEMP. = 20.6 'C; LIQ. TEMP. = 20.1 'C

Robot : PCTEST

Probe Offset = 0.20 cm
Sensor Factor = 0.0108
Conversion Factor = 0.325

PCTEST Amplifier Channel Settings : 0.239 0.278 0.294

Max Location : X = -3.500, Y = -2.000, Z = 0.000 (cm) Value = 55.485

Measured Values (volts) =
5.451E-002 4.348E-002 3.642E-002 3.037E-002 2.544E-002 2.175E-002
1.797E-002 1.546E-002 1.327E-002 1.095E-002 9.497E-003 8.332E-003
6.879E-003 6.076E-003 5.059E-003 4.732E-003 4.006E-003 3.647E-003
3.094E-003 3.014E-003 2.660E-003

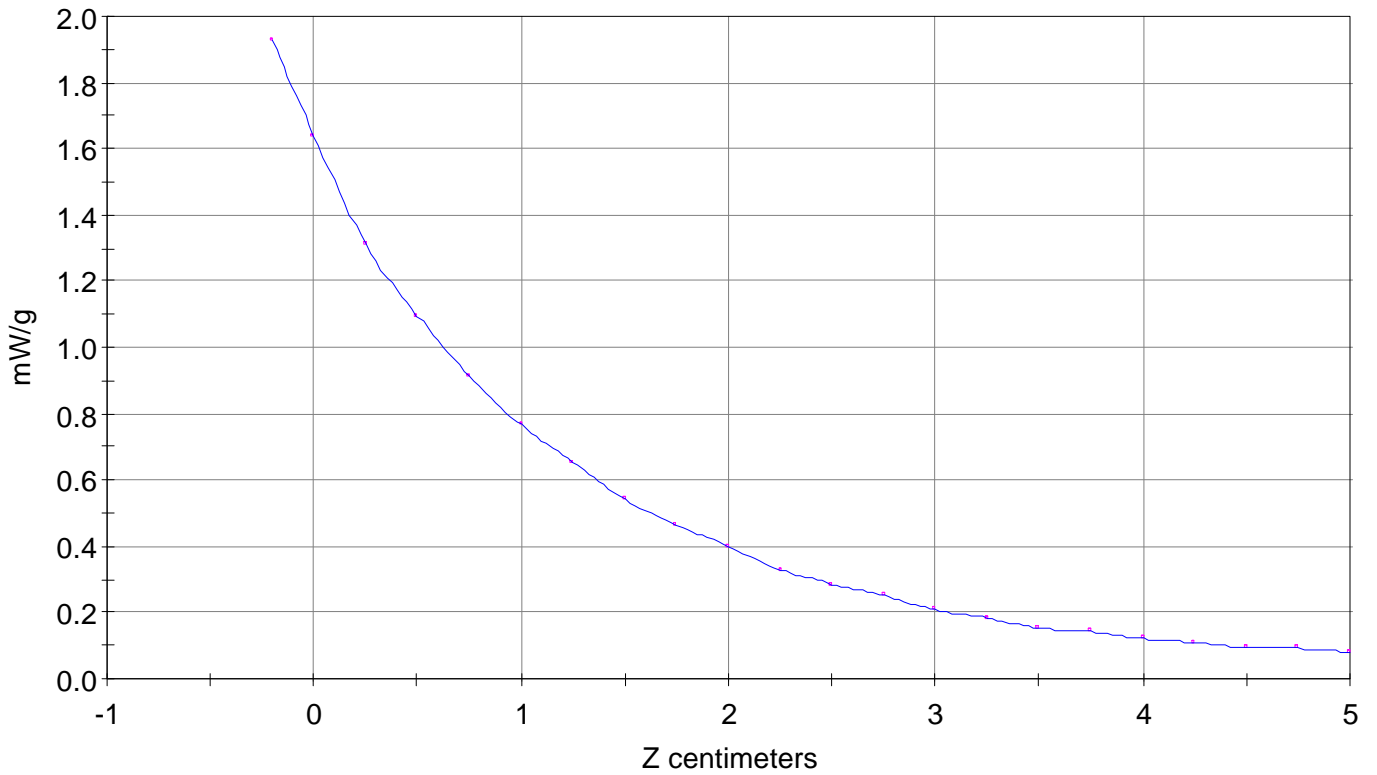
Calc. Voltage @ Surface (Vs) = 0.0641

Voltage @ 1.00 cm (Vt) = 0.0294

Ave. Voltage (Vs+Vt)/2 = 0.0467

Ave. SAR over 1 g (mW/g) = 1.4061

SAR Scan
File : 02010923_ZOOM
Start : 9-Jan-102 05:36:45 pm End : 9-Jan-102 05:44:12 pm
BENQ/ACTON/1;824.04MHz;W;Helical/Internal;
Head/Right Ear;ZOOM/SAR;PCTEST/E Field/0 DegreesBrain/41.500/0.900

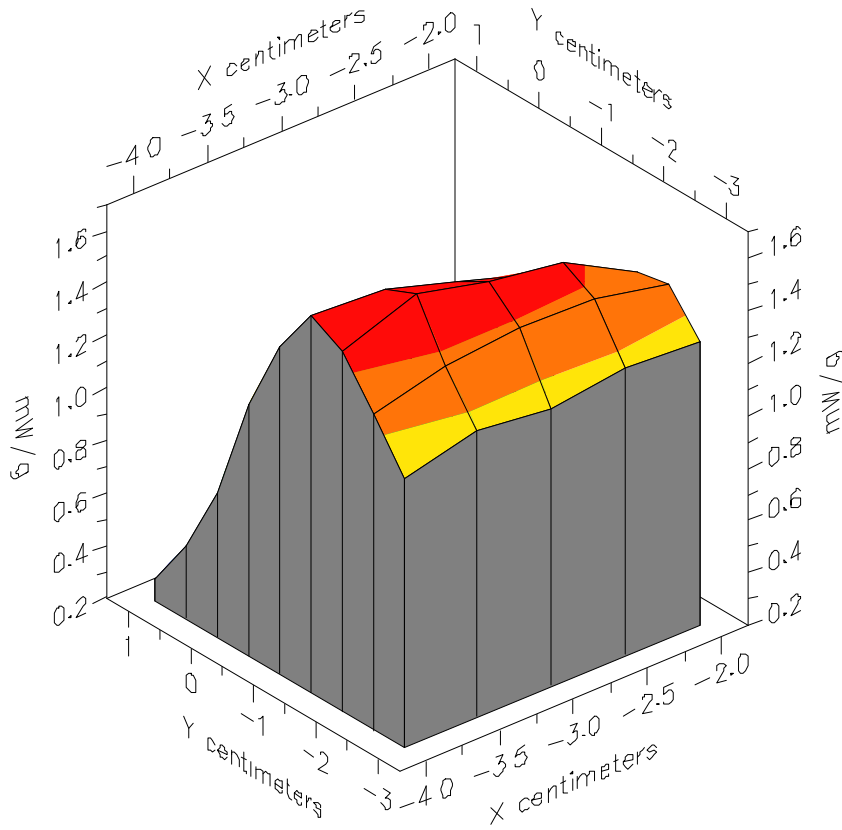


File : 02010923_ZOOM

Start : 9-Jan-102 05:36:45 pm End : 9-Jan-102 05:44:12 pm

BENQ/ACTON/1;824.04MHz;W;Helical/Internal;

Head/Right Ear;ZOOM/SAR;PCTEST/E Field/0 DegreesBrain/41.500/0.900

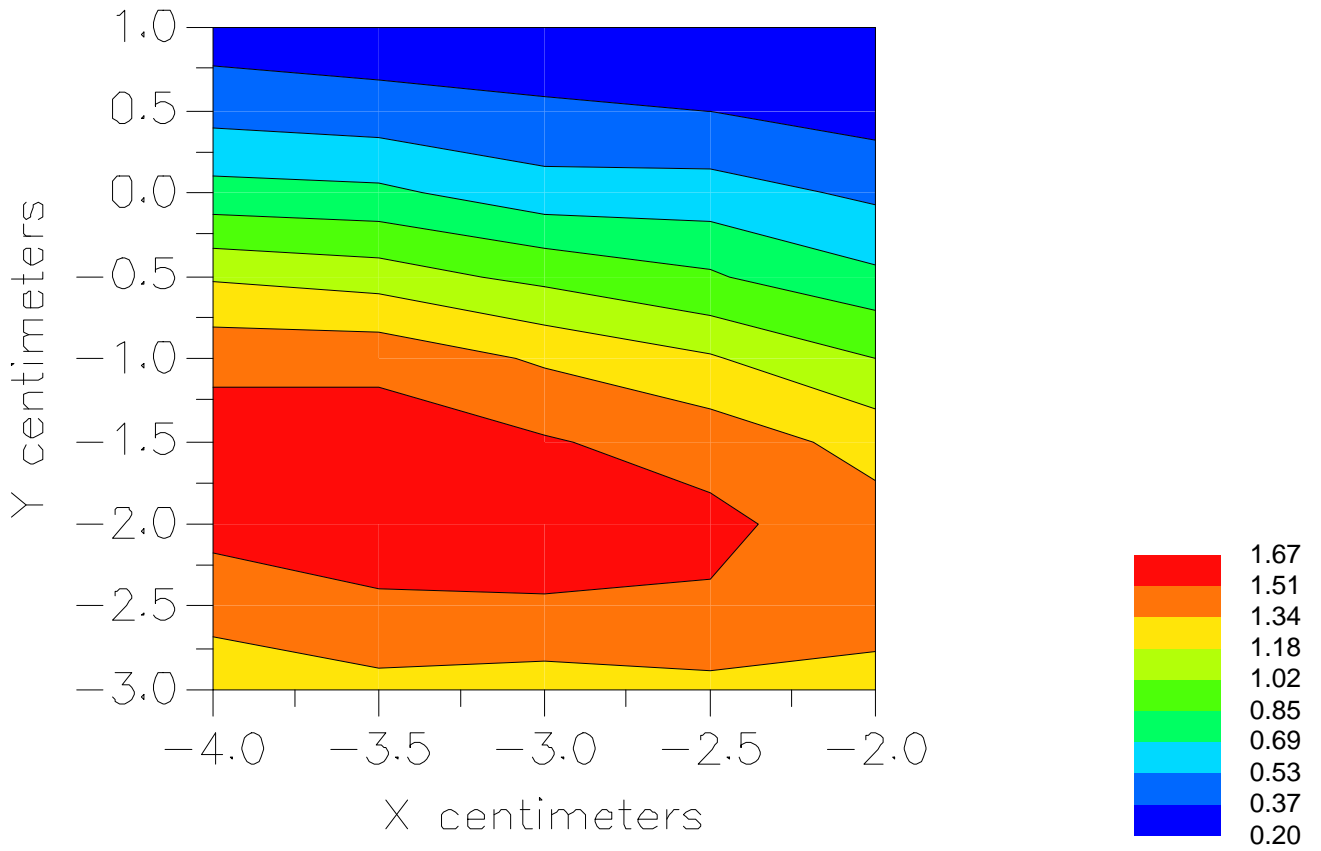


File : 02010923_ZOOM

Start : 9-Jan-102 05:36:45 pm End : 9-Jan-102 05:44:12 pm

BENQ/ACTON/1;824.04MHz;W;Helical/Internal;

Head/Right Ear;ZOOM/SAR;PCTEST/E Field/0 DegreesBrain/41.500/0.900



File : c:/idx3/SYSTEM/SARMEAS3/data/Normal/02010924_ZOOM.VLT
Start : 9-Jan-102 05:46:04 pm End : 9-Jan-102 05:52:07 pm

Radio Type : BENQ
Model Number : ACTON
Serial Number : 1
Frequency : 836.49 MHz
Peak Trans. Pwr : 0.400 W
Start Trans. Pwr : 0.400 W
Antenna Type : Helical
Antenna Posn. : Internal
Phantom Type : Head
Phantom Posn. : Right Ear
Scan Type : ZOOM/SAR
Probe Name : PCTEST
Field Type : E Field
Orientation : 0 Degrees

Mixture Type = Brain
Mixture Dielectric Constant = 41.500
Mixture Conductivity = 0.900

Comment :
BENQ DUAL-MODE PHONE - CDMA CHEEK
CH 0383 Conducted 26.0 dBm
CF=1; AMB. TEMP. = 20.6 'C; LIQ. TEMP. = 20.1 'C

Robot : PCTEST

Probe Offset = 0.20 cm
Sensor Factor = 0.0108
Conversion Factor = 0.325

PCTEST Amplifier Channel Settings : 0.239 0.278 0.294

Max Location : X = -3.500, Y = -2.000, Z = 0.000 (cm) Value = 47.003

Measured Values (volts) =
4.415E-002 3.514E-002 2.965E-002 2.467E-002 2.077E-002 1.769E-002
1.468E-002 1.263E-002 1.056E-002 8.896E-003 7.898E-003 6.677E-003
5.904E-003 5.154E-003 4.313E-003 3.758E-003 3.341E-003 2.801E-003
2.796E-003 2.700E-003 2.642E-003

Calc. Voltage @ Surface (Vs) = 0.0518

Voltage @ 1.00 cm (Vt) = 0.0239

Ave. Voltage (Vs+Vt)/2 = 0.0378

Ave. SAR over 1 g (mW/g) = 1.1386

File : c:/idx3/SYSTEM/SARMEAS3/data/Normal/02010925_ZOOM.VLT
Start : 9-Jan-102 05:53:35 pm End : 9-Jan-102 05:59:38 pm

Radio Type : BENQ
Model Number : ACTON
Serial Number : 1
Frequency : 848.97 MHz
Peak Trans. Pwr : 0.400 W
Start Trans. Pwr : 0.400 W
Antenna Type : Helical
Antenna Posn. : Internal
Phantom Type : Head
Phantom Posn. : Right Ear
Scan Type : ZOOM/SAR
Probe Name : PCTEST
Field Type : E Field
Orientation : 0 Degrees

Mixture Type = Brain
Mixture Dielectric Constant = 41.500
Mixture Conductivity = 0.900

Comment :
BENQ DUAL-MODE PHONE - AMPS CHEEK
CH 0799 Conducted 26.0 dBm
CF=1; AMB. TEMP. = 20.6 'C; LIQ. TEMP. = 20.1 'C

Robot : PCTEST

Probe Offset = 0.20 cm
Sensor Factor = 0.0108
Conversion Factor = 0.325

PCTEST Amplifier Channel Settings : 0.239 0.278 0.294

Max Location : X = -3.500, Y = -2.000, Z = 0.000 (cm) Value = 49.609

Measured Values (volts) =
4.782E-002 3.702E-002 3.048E-002 2.518E-002 2.126E-002 1.811E-002
1.501E-002 1.295E-002 1.105E-002 9.093E-003 7.870E-003 6.949E-003
5.972E-003 4.945E-003 4.506E-003 3.729E-003 3.544E-003 3.108E-003
2.922E-003 2.595E-003 2.652E-003

Calc. Voltage @ Surface (Vs) = 0.0573

Voltage @ 1.00 cm (Vt) = 0.0244

Ave. Voltage (Vs+Vt)/2 = 0.0408

Ave. SAR over 1 g (mW/g) = 1.2291

File : c:/idx3/SYSTEM/SARMEAS3/data/Normal/02010926_ZOOM.VLT
Start : 9-Jan-102 06:07:52 pm End : 9-Jan-102 06:13:56 pm

Radio Type : BENQ
Model Number : ACTON
Serial Number : 1
Frequency : 824.70 MHz
Peak Trans. Pwr : 0.320 W
Start Trans. Pwr : 0.320 W
Antenna Type : Helical
Antenna Posn. : Internal
Phantom Type : Head
Phantom Posn. : Right Ear
Scan Type : ZOOM/SAR
Probe Name : PCTEST
Field Type : E Field
Orientation : 0 Degrees

Mixture Type = Brain
Mixture Dielectric Constant = 41.500
Mixture Conductivity = 0.900

Comment :
BENQ DUAL-MODE PHONE - CDMA CHEEK
CH 1013 Conducted 25.0 dBm
CF=1; AMB. TEMP. = 20.6 'C; LIQ. TEMP. = 20.1 'C

Robot : PCTEST

Probe Offset = 0.20 cm
Sensor Factor = 0.0108
Conversion Factor = 0.325

PCTEST Amplifier Channel Settings : 0.239 0.278 0.294

Max Location : X = -4.000, Y = -1.500, Z = 0.000 (cm) Value = 46.598

Measured Values (volts) =
4.349E-002 3.290E-002 2.761E-002 2.295E-002 1.929E-002 1.649E-002
1.390E-002 1.161E-002 1.023E-002 8.481E-003 7.424E-003 6.112E-003
5.421E-003 4.565E-003 4.109E-003 3.574E-003 3.288E-003 2.973E-003
2.459E-003 2.417E-003 2.233E-003

Calc. Voltage @ Surface (Vs) = 0.0522

Voltage @ 1.00 cm (Vt) = 0.0222

Ave. Voltage (Vs+Vt)/2 = 0.0372

Ave. SAR over 1 g (mW/g) = 1.1199

File : c:/idx3/SYSTEM/SARMEAS3/data/Normal/02010927_ZOOM.VLT
Start : 9-Jan-102 06:17:08 pm End : 9-Jan-102 06:23:10 pm

Radio Type : BENQ
Model Number : ACTON
Serial Number : 1
Frequency : 835.89 MHz
Peak Trans. Pwr : 0.320 W
Start Trans. Pwr : 0.320 W
Antenna Type : Helical
Antenna Posn. : Internal
Phantom Type : Head
Phantom Posn. : Right Ear
Scan Type : ZOOM/SAR
Probe Name : PCTEST
Field Type : E Field
Orientation : 0 Degrees

Mixture Type = Brain
Mixture Dielectric Constant = 41.500
Mixture Conductivity = 0.900

Comment :
BENQ DUAL-MODE PHONE - CDMA CHEEK
CH 0363 Conducted 25.0 dBm
CF=1; AMB. TEMP. = 20.6 'C; LIQ. TEMP. = 20.1 'C

Robot : PCTEST

Probe Offset = 0.20 cm
Sensor Factor = 0.0108
Conversion Factor = 0.325

PCTEST Amplifier Channel Settings : 0.239 0.278 0.294

Max Location : X = -3.000, Y = -2.000, Z = 0.000 (cm) Value = 39.280

Measured Values (volts) =
3.516E-002 2.789E-002 2.286E-002 1.905E-002 1.643E-002 1.345E-002
1.163E-002 9.254E-003 8.234E-003 6.890E-003 5.780E-003 5.112E-003
4.274E-003 3.797E-003 2.908E-003 3.204E-003 2.360E-003 2.499E-003
2.254E-003 2.106E-003 1.828E-003

Calc. Voltage @ Surface (Vs) = 0.0418

Voltage @ 1.00 cm (Vt) = 0.0185

Ave. Voltage (Vs+Vt)/2 = 0.0302

Ave. SAR over 1 g (mW/g) = 0.9073

File : c:/idx3/SYSTEM/SARMEAS3/data/Normal/02010929_ZOOM.VLT
Start : 9-Jan-102 06:25:02 pm End : 9-Jan-102 06:31:06 pm

Radio Type : BENQ
Model Number : ACTON
Serial Number : 1
Frequency : 848.31 MHz
Peak Trans. Pwr : 0.320 W
Start Trans. Pwr : 0.320 W
Antenna Type : Helical
Antenna Posn. : Internal
Phantom Type : Head
Phantom Posn. : Right Ear
Scan Type : ZOOM/SAR
Probe Name : PCTEST
Field Type : E Field
Orientation : 0 Degrees

Mixture Type = Brain
Mixture Dielectric Constant = 41.500
Mixture Conductivity = 0.900

Comment :
BENQ DUAL-MODE PHONE - CDMA CHEEK
CH 0777 Conducted 25.0 dBm
CF=1; AMB. TEMP. = 20.6 'C; LIQ. TEMP. = 20.1 'C

Robot : PCTEST

Probe Offset = 0.20 cm
Sensor Factor = 0.0108
Conversion Factor = 0.325

PCTEST Amplifier Channel Settings : 0.239 0.278 0.294

Max Location : X = -4.000, Y = -1.500, Z = 0.000 (cm) Value = 39.556

Measured Values (volts) =
3.828E-002 2.894E-002 2.435E-002 2.039E-002 1.698E-002 1.443E-002
1.215E-002 1.028E-002 8.687E-003 7.456E-003 6.082E-003 5.442E-003
4.739E-003 4.034E-003 3.306E-003 2.869E-003 2.799E-003 2.542E-003
2.222E-003 2.248E-003 2.002E-003

Calc. Voltage @ Surface (Vs) = 0.0459

Voltage @ 1.00 cm (Vt) = 0.0197

Ave. Voltage (Vs+Vt)/2 = 0.0328

Ave. SAR over 1 g (mW/g) = 0.9874