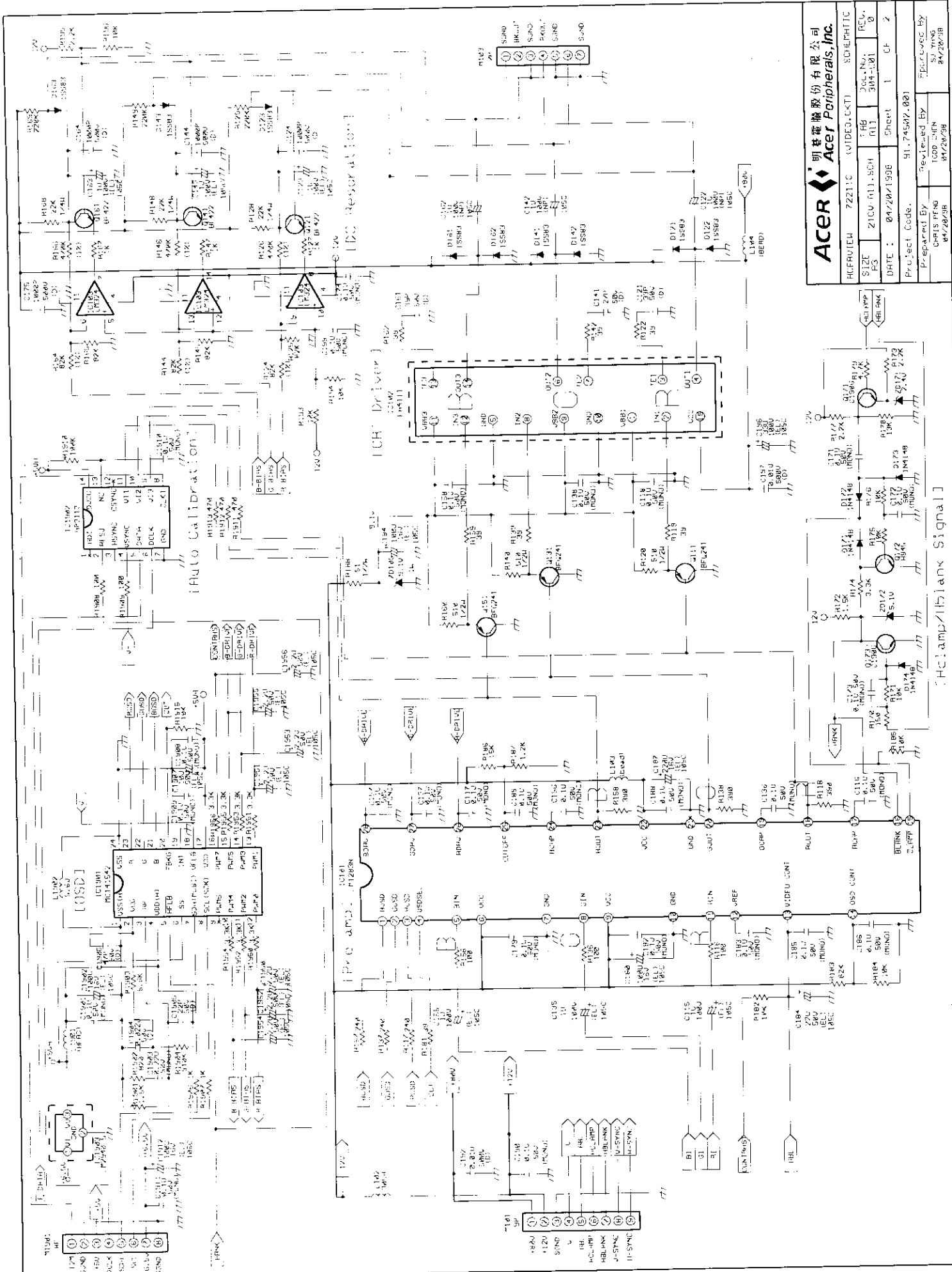


⚠: The components identified by the mark of ⚠ in the schematic are important X-Radiation and Safety Parts. Should replacement is required, replace only with the same type and rating originally used.

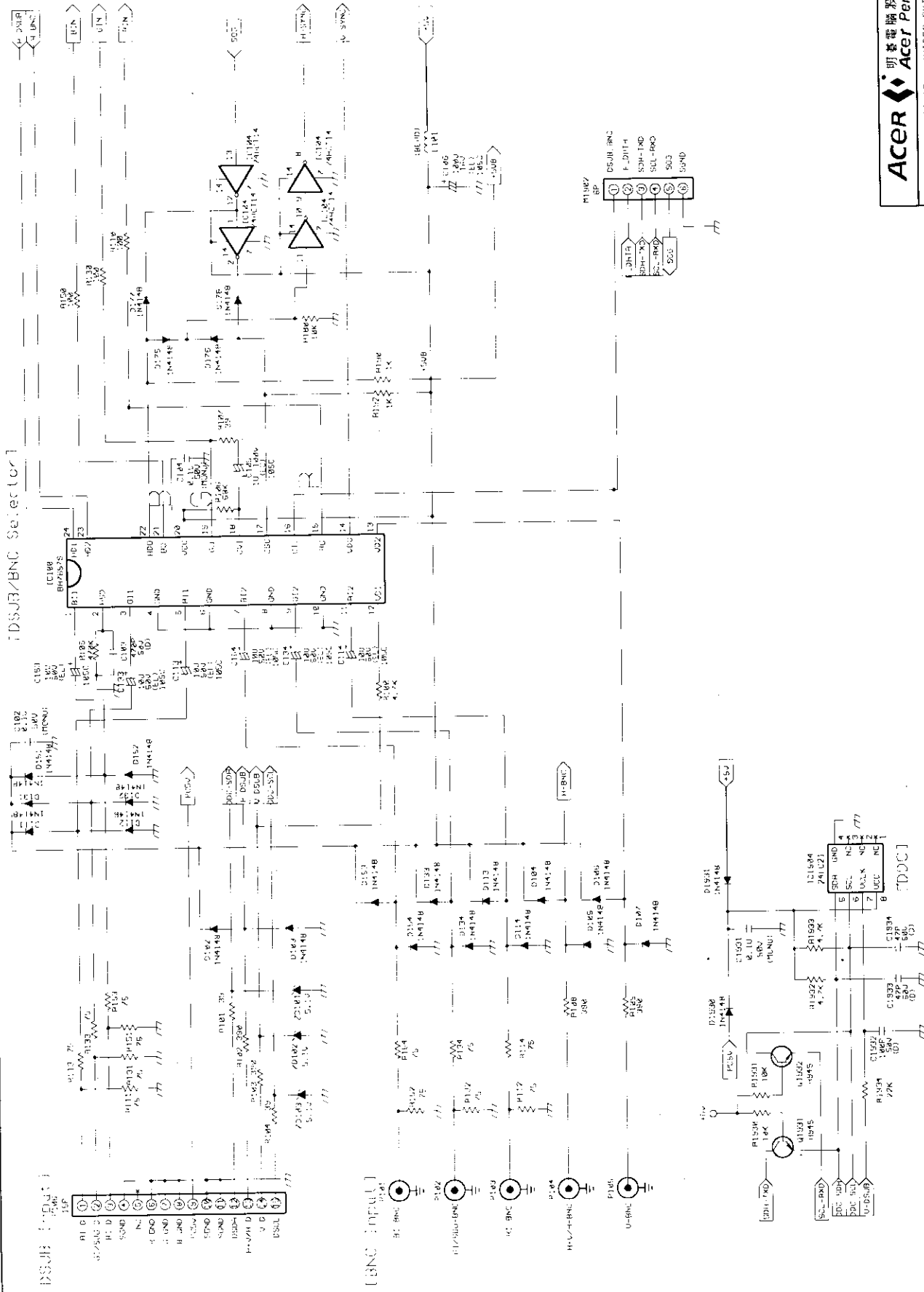
⚠: The components identified by the mark of ⚠ in the schematic are important safety parts. If replacement is required, refer to service manual to re-adjust and/or re-checked the B+ and High Voltage to reach the specified value.

ACER 明基電腦股份有限公司 Acer Peripherals, Inc.	
ACERVIEW	77211C (CRT,EXT) SCHEMATIC
SIZE A4	FAB Doc. No. 211CB-AR0.004 324-004 0
DATE : 04/20/1998	Sheet : 01
Project Code.	91.74502.00:
Prepared By CHAI'S PENG	Reviewed By TODD CHEN
24/20/98	24/20/98
	Approved By S.J. YING
	04/20/98



ACER		明基電腦股份有限公司 Acer Peripherals, Inc.		SCHEMATIC	
REF:R1014	72211C	(UTDEG-EXT)			
SIZE	Z1CV	R11-SCM	TRB	DEL. NO.	8
DATE	04/20/1998		Sheet	1	of 2
Project Code	91.74507.001		Prepared By	TODD JEN	
Reviewed By	04/20/98		Project Code	91.74507.001	

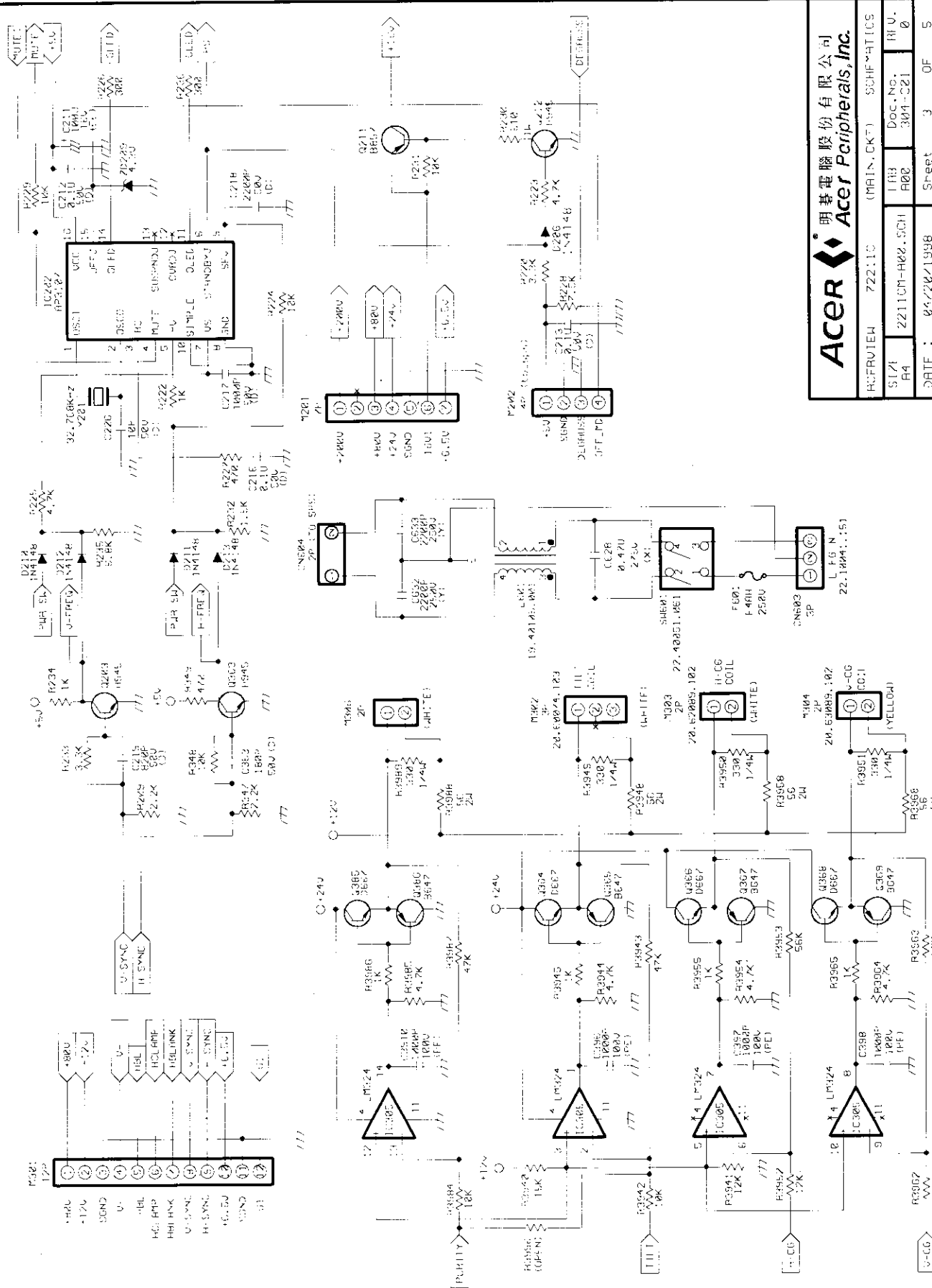
H-Clamp/Blank Signal



ACER 明基電腦股份有限公司 Acer Peripherals, Inc.		SCHEMATIC	
ACER-REQ	22211C (U39C0, CKT)	FAB	Doc. No.
SIZE	210U-411-SEP-	REV	384-U01
DATE	04/20/98	Sheet	2 of 2
Project Code: 91.74502.001		Reviewed By: _____	
Prepared By: SHIEN-FENG		Approved By: _____	
04/20/98		04/20/98	

Resistor values are in ohm, K=1,000 ohm, M=1,000,000 ohm
 NO II S.P.I. resistors are 1/8 watt, 5% except where otherwise indicated

3. ∇ Represents PCB common ground.

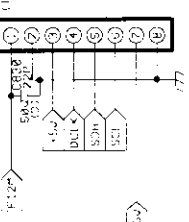


ACER 明基電腦股份有限公司
Acer Peripherals, Inc.

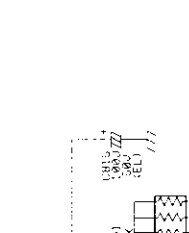
REFRVIEW	722:110	(MAIN, CKT)	SCHMATIC
SIZE	R4	2211CM-R02.SCH	Doc.No. 304-C21
DATE	04/20/1998	Sheet	3 OF 5
Project Code: 91.74502.001			
Prepared By	CHIS PENG	Reviewed By	SU YANG
	04/20/98		04/20/98

NOTES: 1. Resistor values are in ohm, K=1,000 ohm, M=1,000,000 ohm
 2. All resistors are 1/8 watt, 5% except where otherwise indicated
 3. ∇ represents PCB common ground.

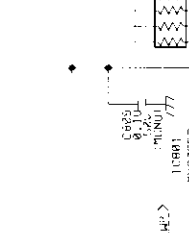
MB01
BP




MB02
BP



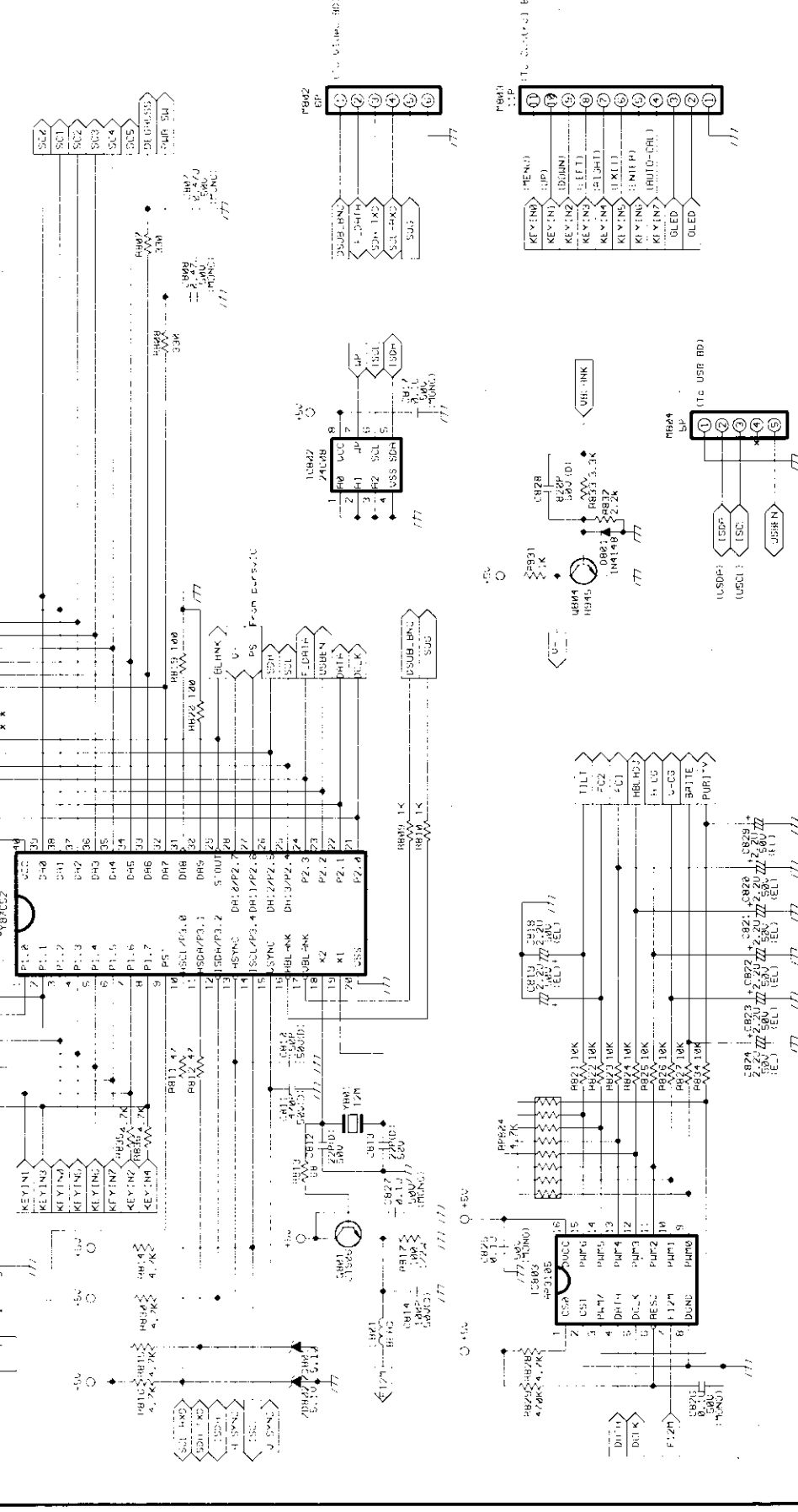
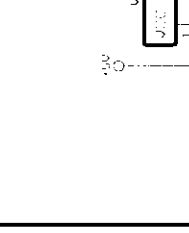
MB03
BP



MB04
BP



MB05
BP



ACER 明基電腦股份有限公司
Acer Peripherals, Inc.

ACERV:EL 7221:0 (MICRO,CKT) SCH:EM1:CC

SZT: R3 221:CUCL:SOH LIB: R00 Doc No: 48U-0

DATE: 24/20/1998 Sheet 4 OF 5

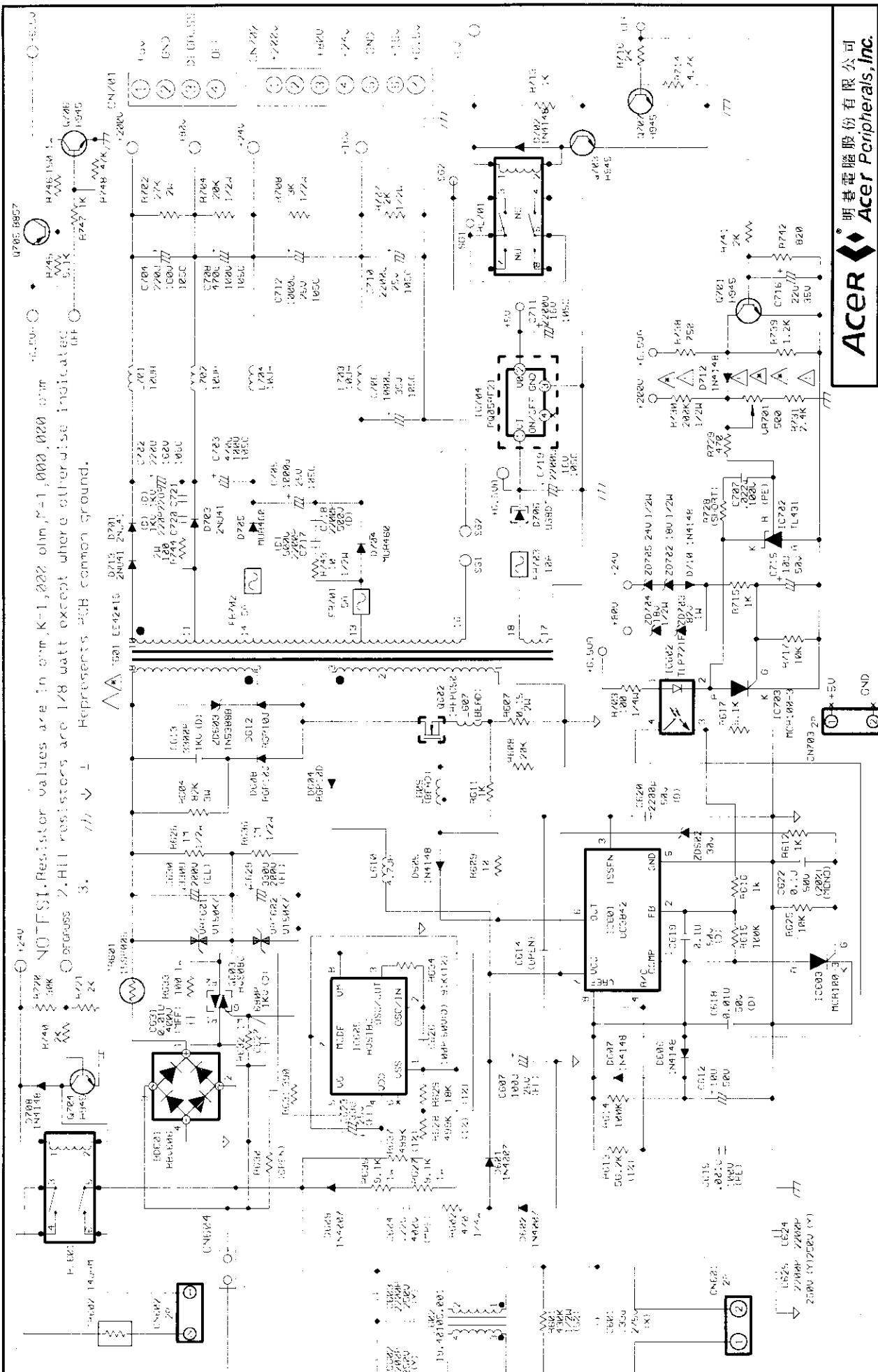
Project Code:

Prepared By: CHRIS PENG 31/28/98
Reviewed By: SJ YANG 31/28/98
Approved By: SJ YANG 31/28/98

Filterz Range	SC4	US0	UC2	UC1	UC0	US5
31K5-FR30K	0	0	0	0	0	0
35K5-FR45K	0	0	0	0	0	0
45K5-FR60K	1	1	1	0	1	1
55K5-FR75K	0	0	0	0	0	0
65K5-FR90K	0	0	0	0	0	0
75K5-FR105K	0	0	0	0	0	0
85K5-FR120K	0	0	0	0	0	0
95K5-FR135K	0	0	0	0	0	0
105K5-FR150K	0	0	0	0	0	0

Filterz Range	F-C1	F-C2
FR30K	0	1
FR45K	1	2
FR60K	1	1

NO I.S.: 1. Resistor values are in ohm, K, 1,000 ohm, 1=1,000,000 ohm
 2. All resistors are 1/8 watt, 5% except where otherwise indicated
 3. // represents PCB common ground.

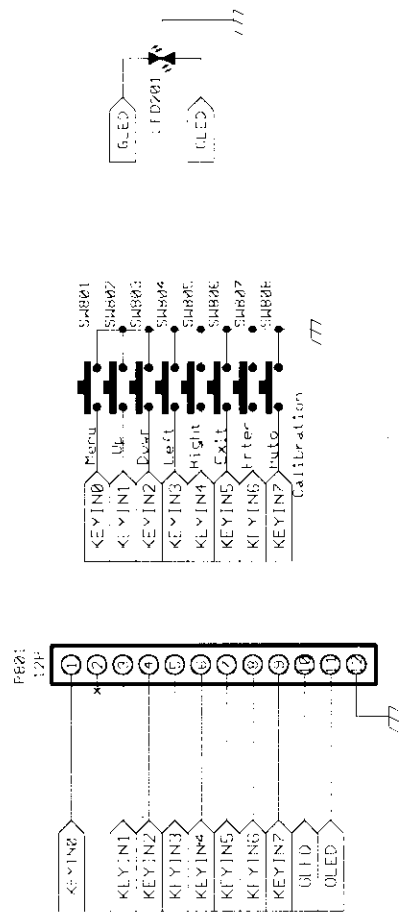


ACER		明基電腦股份有限公司	
ACER/CHN 72211C SPS SCHEMATICS			
SIZE	F3	Doc. No.	3041-001
DATE	4/30/1998	Sheet	1 of 1
Project Code	91.74502.021		
Prepared By	CHH'S PENG	Reviewed by	GEORGE SHU
	04/30/98		04/30/98

NOTES: Resistor values are in ohm, K=1,000 ohm, M=1,000,000 ohm. All resistors are 1/8 watt except where otherwise indicated. // represents PCB common ground.

△: The components identified by the mark of △ in the schematic are important X-Radiation and Safety Parts. Should replacement be required, replace only with the same type and rating or originally requires; replace only with the same type and rating or originally requires; replace only with the same type and rating or originally requires to reach the specified value.

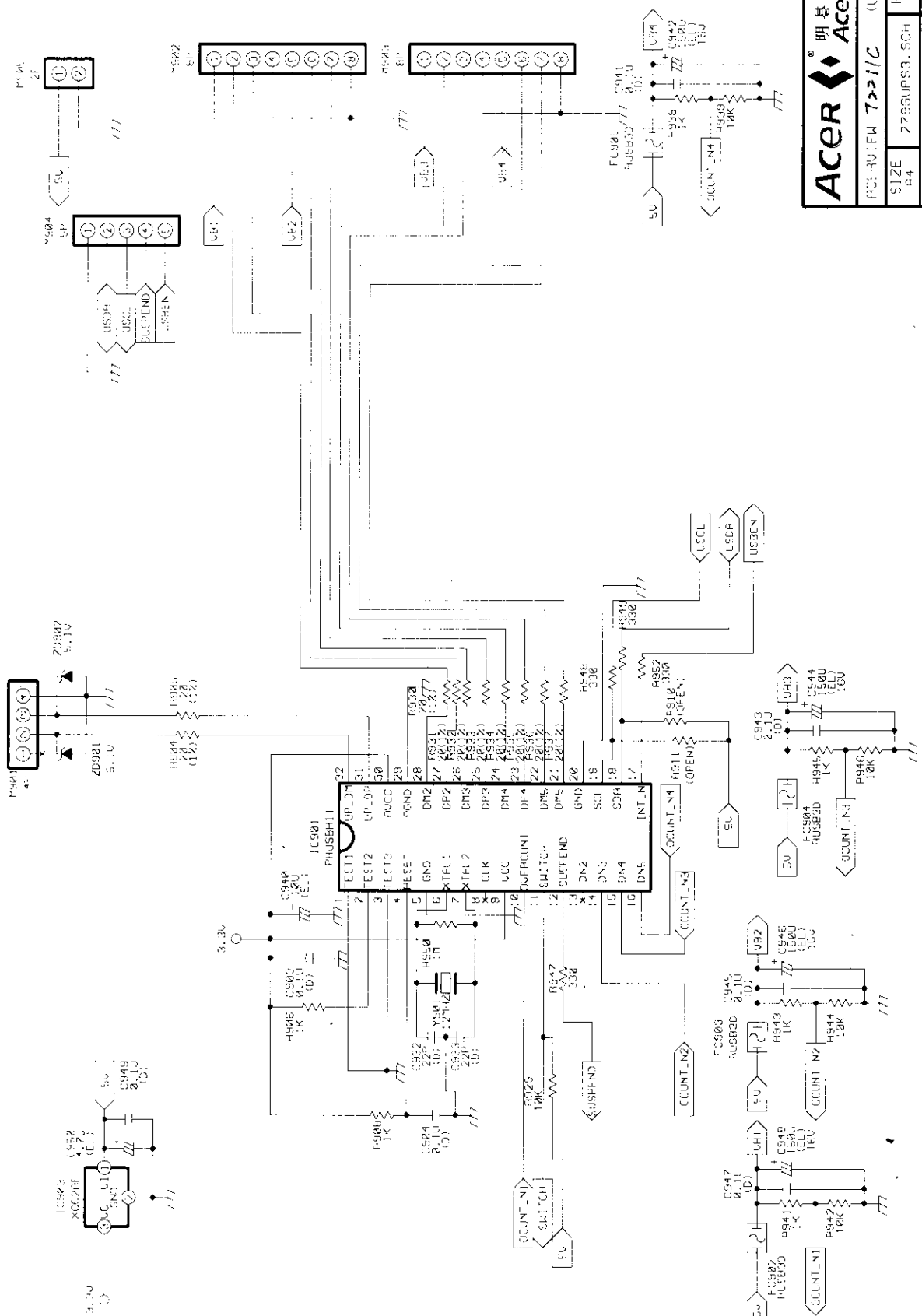
▲: The components identified by the mark of ▲ in the schematic are important safety parts. If replacement is required, refer to service manual to re-adjust and/or re-check the B+ and High Voltage (B01, P298, P731, W741, T651, P738, P731, W741).



ACER 明基電腦股份有限公司
Acer Peripherals, Inc.

ACFRV1EL 7221C(CTR-ED, CK) SCHEMATIC	
SIZE: R1	FIG: 21CTRAD
Doc. No.: H00	REV.: 0
DRILL: 04/20/98	Sheet: 1 OF 1
Project Code: 91.74522.001	
Prepared By: CHRIS PENG 04/20/98	Reviewed By: FENGLIN CHEN 04/20/98
Approved By: SJ YAN 04/20/98	

1. Resistor values are in ohm, K=,000 ohm, M=,000,000 ohm
2. All resistors are 1/8 watt, 5% except where otherwise indicated.
3. represents PCB common ground.



ACER 明基電腦股份有限公司
Acer Peripherals, Inc.

PC: REV: F1C (USB, CKT): SCHEMATIC

SIZE: P4	729: UPS3, SCH	REV: 0
DATE: 25/28/1997	Sheet: 1	CF: 1

Project Code: 91.71804.021

Prepared By: _____
 Reviewed By: _____
 Approved By: _____