

Test Laboratory: Compliance Certification Services

PCS Band

DUT: TrimTrac Pro E; Type: N/A; Serial: Project No 07U11144

Communication System: DCS 1900; Frequency: 1880 MHz; Duty Cycle: 1:8
Medium parameters used: $f = 1880$ MHz; $\sigma = 1.46$ mho/m; $\epsilon_r = 54$; $\rho = 1000$ kg/m³
Phantom section: Flat Section

Room Ambient Temperature: 22.0 deg. C; Liquid Temperature: 21.0 deg. C

DASY4 Configuration:

- Area Scan setting - Find Secondary Maximum Within: 2.0 dB and with peak SAR value greater than 0.0012W/kg
- Probe: EX3DV4 - SN3554; ConvF(6.61, 6.61, 6.61); Calibrated: 4/24/2007
- Sensor-Surface: 4mm (Mechanical Surface Detection)
- Electronics: DAE3 Sn427; Calibrated: 11/16/2006
- Phantom: SAM 2; Type: SAM 2; Serial: 1050
- Measurement SW: DASY4, V4.7 Build 53; Postprocessing SW: SEMCAD, V1.8 Build 172

Position 1/Area Scan (7x13x1): Measurement grid: dx=15mm, dy=15mm

Maximum value of SAR (measured) = 0.348 mW/g

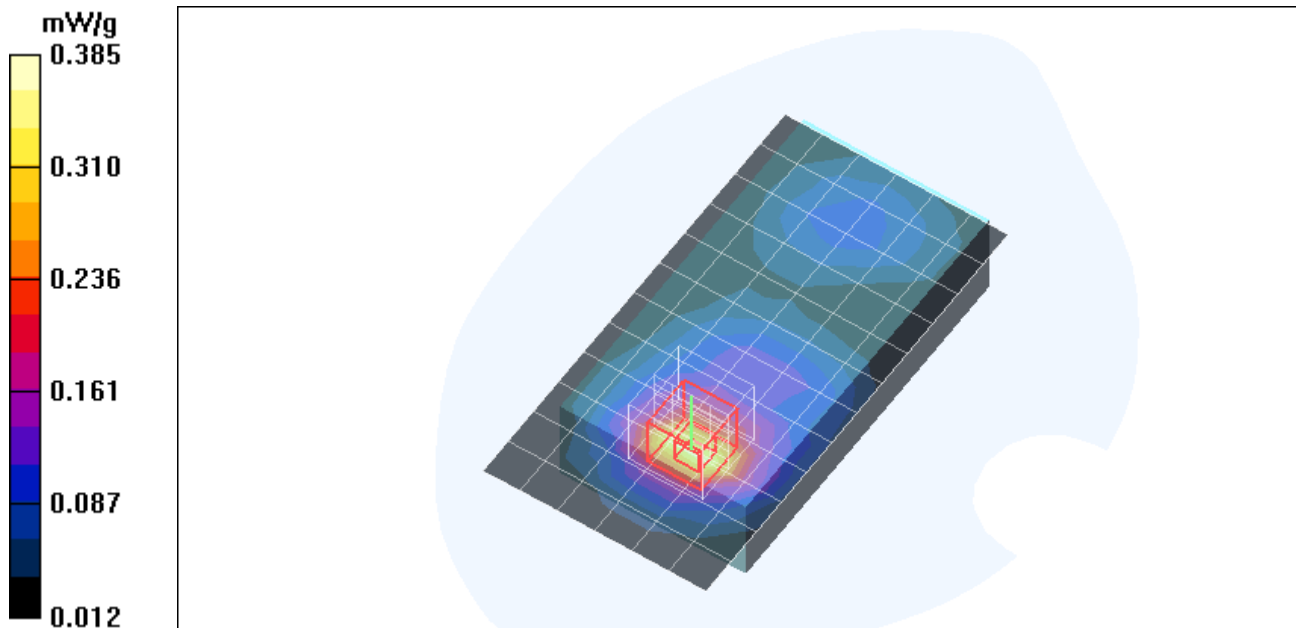
Position 1/Zoom Scan (5x5x7)/Cube 0: Measurement grid: dx=7.5mm, dy=7.5mm, dz=5mm

Reference Value = 8.01 V/m; Power Drift = -0.050 dB

Peak SAR (extrapolated) = 0.545 W/kg

SAR(1 g) = 0.351 mW/g; SAR(10 g) = 0.209 mW/g

Maximum value of SAR (measured) = 0.385 mW/g



Test Laboratory: Compliance Certification Services

PCS Band

DUT: TrimTrac Pro E; Type: N/A; Serial: Project No 07U11144

Communication System: DCS 1900; Frequency: 1880 MHz; Duty Cycle: 1:8
 Medium parameters used: $f = 1880$ MHz; $\sigma = 1.46$ mho/m; $\epsilon_r = 54$; $\rho = 1000$ kg/m³
 Phantom section: Flat Section

Room Ambient Temperature: 22.0 deg. C; Liquid Temperature: 21.0 deg. C

DASY4 Configuration:

- Area Scan setting - Find Secondary Maximum Within: 2.0 dB and with peak SAR value greater than 0.0012W/kg
- Probe: EX3DV4 - SN3554; ConvF(6.61, 6.61, 6.61); Calibrated: 4/24/2007
- Sensor-Surface: 4mm (Mechanical Surface Detection)
- Electronics: DAE3 Sn427; Calibrated: 11/16/2006
- Phantom: SAM 2; Type: SAM 2; Serial: 1050
- Measurement SW: DASY4, V4.7 Build 53; Postprocessing SW: SEMCAD, V1.8 Build 172

Position 1 with Alternate battery/Area Scan (7x13x1): Measurement grid: dx=15mm, dy=15mm
 Maximum value of SAR (measured) = 0.380 mW/g

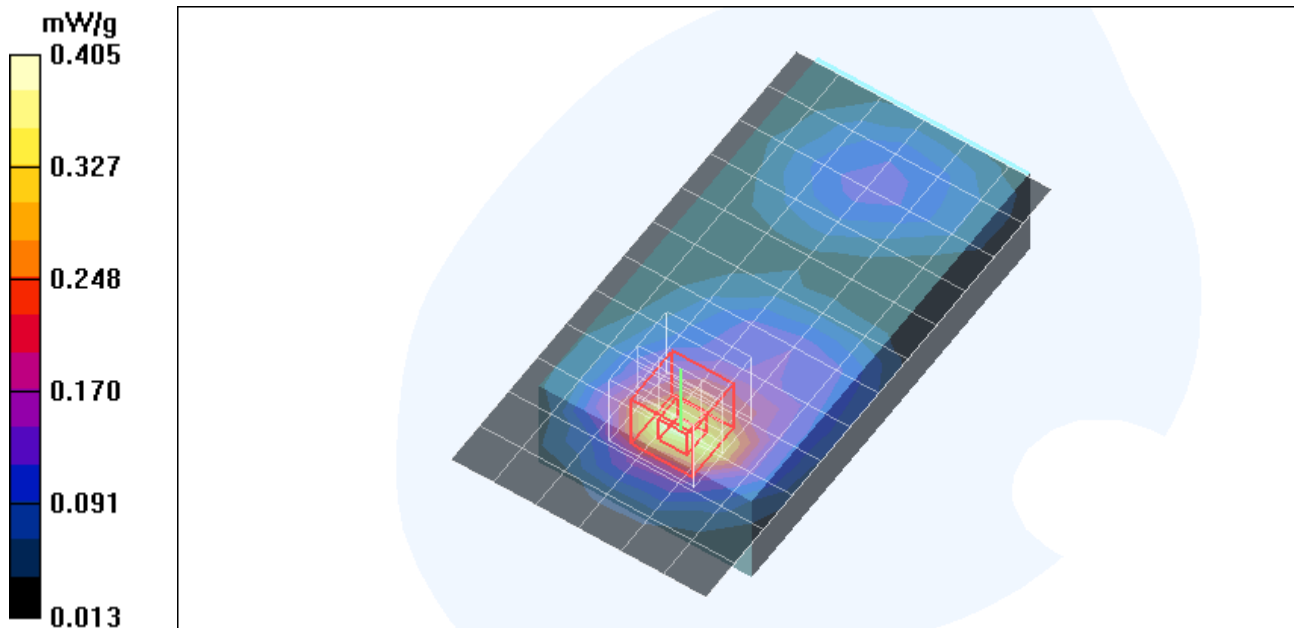
Position 1 with Alternate battery/Zoom Scan (5x5x7)/Cube 0: Measurement grid: dx=7.5mm, dy=7.5mm, dz=5mm

Reference Value = 7.82 V/m; Power Drift = -0.057 dB

Peak SAR (extrapolated) = 0.573 W/kg

SAR(1 g) = 0.370 mW/g; SAR(10 g) = 0.221 mW/g

Maximum value of SAR (measured) = 0.405 mW/g



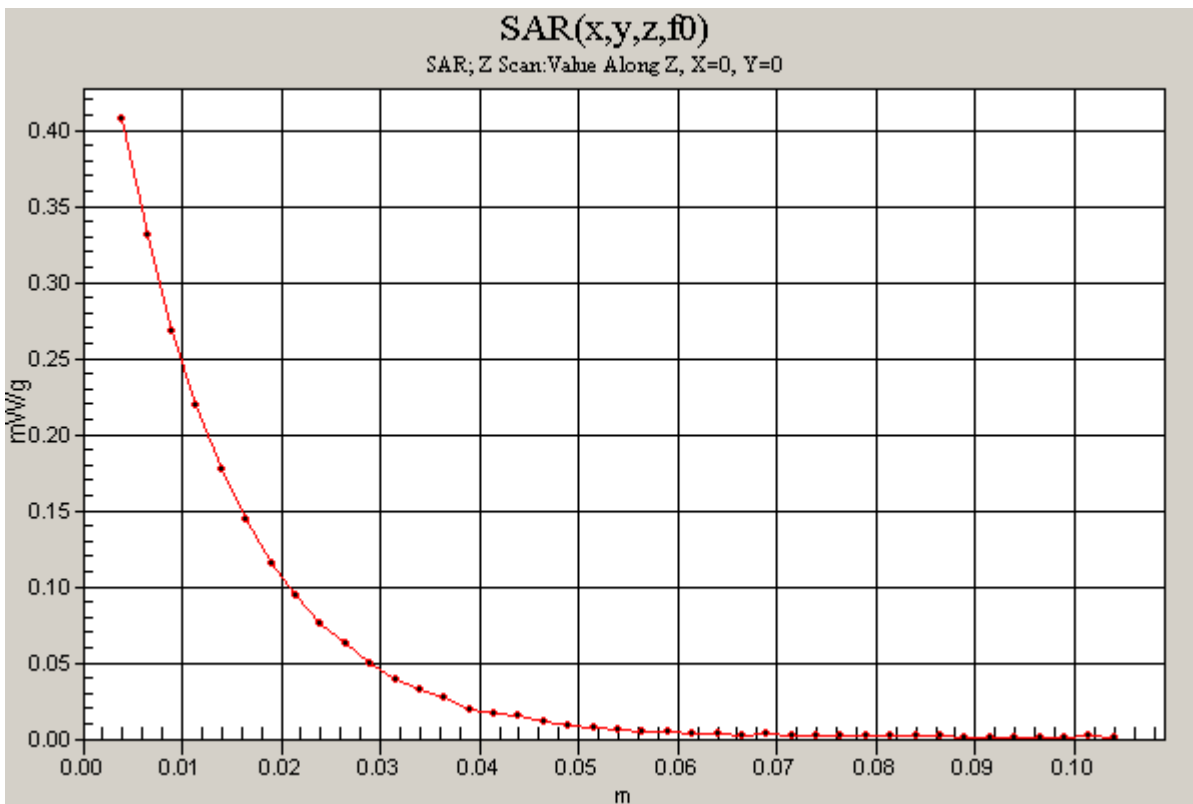
Test Laboratory: Compliance Certification Services

PCS Band

DUT: TrimTrac Pro E; Type: N/A; Serial: Project No 07U11144

Communication System: DCS 1900; Frequency: 1880 MHz; Duty Cycle: 1:8

Position 1 with Alternate battery/Z Scan (1x1x41): Measurement grid: dx=20mm, dy=20mm, dz=2.5mm
Maximum value of SAR (measured) = 0.407 mW/g



Test Laboratory: Compliance Certification Services

PCS Band

DUT: TrimTrac Pro E; Type: N/A; Serial: Project No 07U11144

Communication System: DCS 1900; Frequency: 1880 MHz; Duty Cycle: 1:8
Medium parameters used: $f = 1880$ MHz; $\sigma = 1.46$ mho/m; $\epsilon_r = 54$; $\rho = 1000$ kg/m³
Phantom section: Flat Section

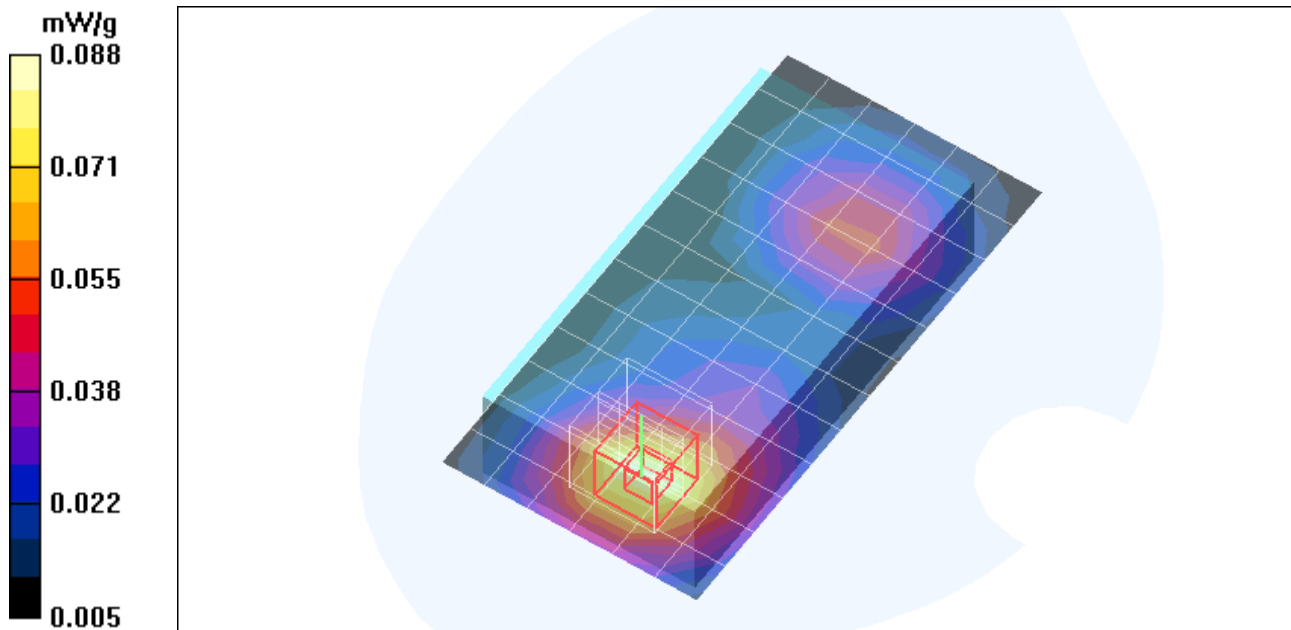
Room Ambient Temperature: 22.0 deg. C; Liquid Temperature: 21.0 deg. C

DASY4 Configuration:

- Area Scan setting - Find Secondary Maximum Within: 2.0 dB and with peak SAR value greater than 0.0012W/kg
- Probe: EX3DV4 - SN3554; ConvF(6.61, 6.61, 6.61); Calibrated: 4/24/2007
- Sensor-Surface: 4mm (Mechanical Surface Detection)
- Electronics: DAE3 Sn427; Calibrated: 11/16/2006
- Phantom: SAM 2; Type: SAM 2; Serial: 1050
- Measurement SW: DASY4, V4.7 Build 53; Postprocessing SW: SEMCAD, V1.8 Build 172

Position 2/Area Scan (7x13x1): Measurement grid: dx=15mm, dy=15mm
Maximum value of SAR (measured) = 0.084 mW/g

Position 2/Zoom Scan (5x5x7)/Cube 0: Measurement grid: dx=7.5mm, dy=7.5mm, dz=5mm
Reference Value = 3.26 V/m; Power Drift = -0.080 dB
Peak SAR (extrapolated) = 0.122 W/kg
SAR(1 g) = 0.082 mW/g; SAR(10 g) = 0.053 mW/g
Maximum value of SAR (measured) = 0.088 mW/g



Test Laboratory: Compliance Certification Services

PCS Band

DUT: TrimTrac Pro E; Type: N/A; Serial: Project No 07U11144

Communication System: DCS 1900; Frequency: 1880 MHz; Duty Cycle: 1:8
Medium parameters used: $f = 1880$ MHz; $\sigma = 1.46$ mho/m; $\epsilon_r = 54$; $\rho = 1000$ kg/m³
Phantom section: Flat Section

Room Ambient Temperature: 22.0 deg. C; Liquid Temperature: 21.0 deg. C

DASY4 Configuration:

- Area Scan setting - Find Secondary Maximum Within: 2.0 dB and with peak SAR value greater than 0.0012W/kg
- Probe: EX3DV4 - SN3554; ConvF(6.61, 6.61, 6.61); Calibrated: 4/24/2007
- Sensor-Surface: 4mm (Mechanical Surface Detection)
- Electronics: DAE3 Sn427; Calibrated: 11/16/2006
- Phantom: SAM 2; Type: SAM 2; Serial: 1050
- Measurement SW: DASY4, V4.7 Build 53; Postprocessing SW: SEMCAD, V1.8 Build 172

Position 3/Area Scan (7x13x1): Measurement grid: dx=15mm, dy=15mm

Maximum value of SAR (measured) = 0.098 mW/g

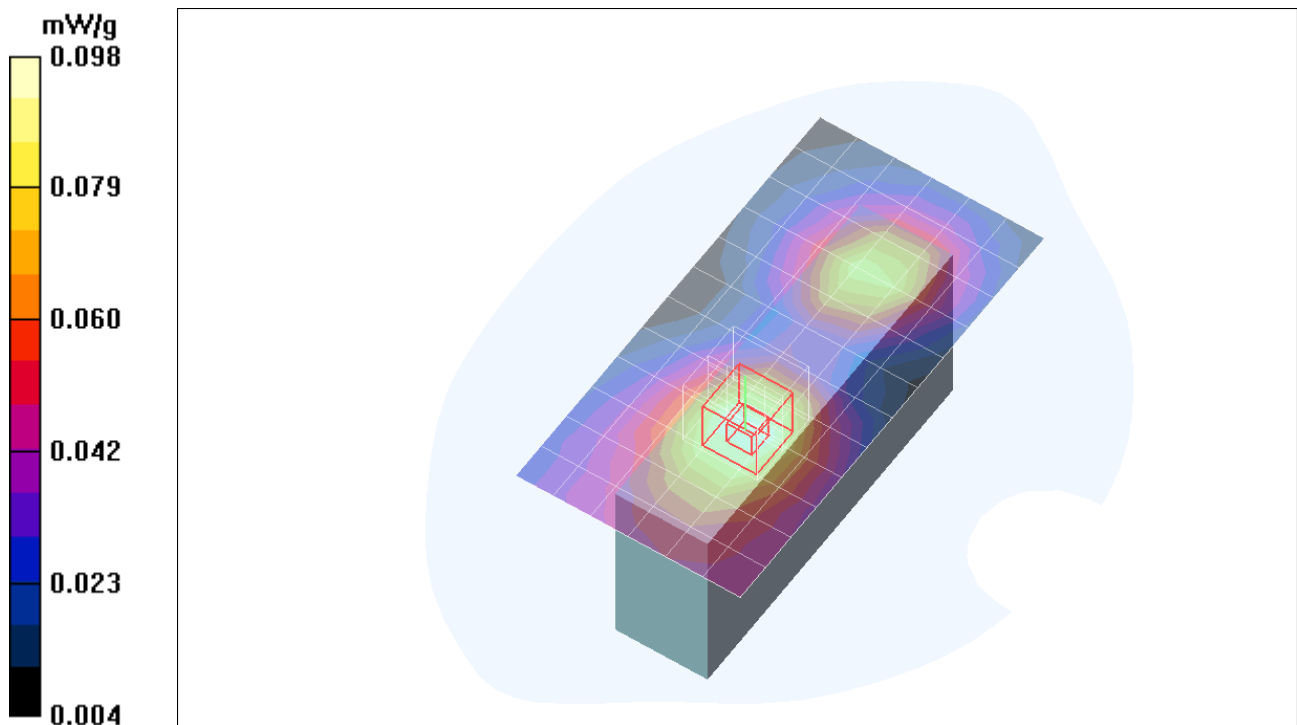
Position 3/Zoom Scan (5x5x7)/Cube 0: Measurement grid: dx=7.5mm, dy=7.5mm, dz=5mm

Reference Value = 7.21 V/m; Power Drift = 0.170 dB

Peak SAR (extrapolated) = 0.146 W/kg

SAR(1 g) = 0.097 mW/g; SAR(10 g) = 0.063 mW/g

Maximum value of SAR (measured) = 0.104 mW/g



Test Laboratory: Compliance Certification Services

PCS Band

DUT: TrimTrac Pro E; Type: N/A; Serial: Project No 07U11144

Communication System: DCS 1900; Frequency: 1880 MHz; Duty Cycle: 1:8
Medium parameters used: $f = 1880$ MHz; $\sigma = 1.46$ mho/m; $\epsilon_r = 54$; $\rho = 1000$ kg/m³
Phantom section: Flat Section

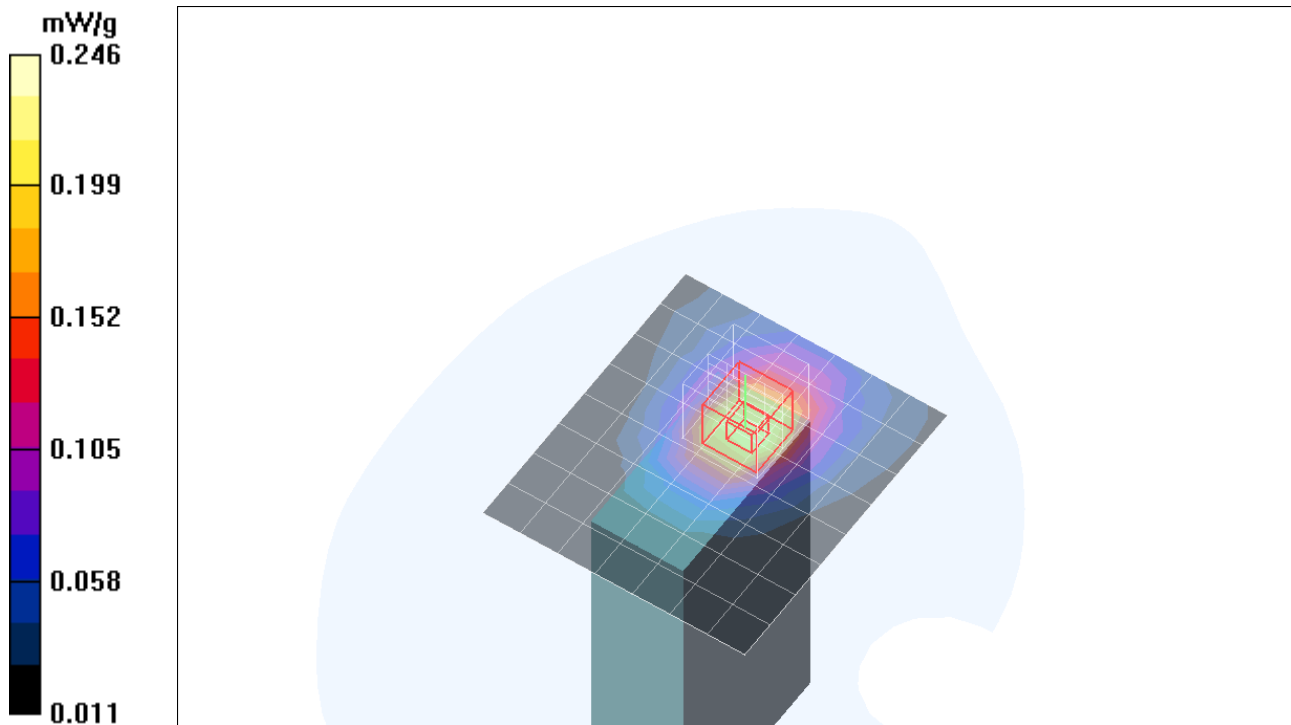
Room Ambient Temperature: 22.0 deg. C; Liquid Temperature: 21.0 deg. C

DASY4 Configuration:

- Area Scan setting - Find Secondary Maximum Within: 2.0 dB and with peak SAR value greater than 0.0012W/kg
- Probe: EX3DV4 - SN3554; ConvF(6.61, 6.61, 6.61); Calibrated: 4/24/2007
- Sensor-Surface: 4mm (Mechanical Surface Detection)
- Electronics: DAE3 Sn427; Calibrated: 11/16/2006
- Phantom: SAM 2; Type: SAM 2; Serial: 1050
- Measurement SW: DASY4, V4.7 Build 53; Postprocessing SW: SEMCAD, V1.8 Build 172

Position 5/Area Scan (8x9x1): Measurement grid: dx=15mm, dy=15mm
Maximum value of SAR (measured) = 0.218 mW/g

Position 5/Zoom Scan (5x5x7)/Cube 0: Measurement grid: dx=7.5mm, dy=7.5mm, dz=5mm
Reference Value = 4.15 V/m; Power Drift = 0.127 dB
Peak SAR (extrapolated) = 0.337 W/kg
SAR(1 g) = 0.226 mW/g; SAR(10 g) = 0.141 mW/g
Maximum value of SAR (measured) = 0.246 mW/g



Test Laboratory: Compliance Certification Services

PCS Band

DUT: TrimTrac Pro E; Type: N/A;Serial: Project No 07U11144

Communication System: DCS 1900;Frequency: 1880 MHz;Duty Cycle: 1:8
Medium parameters used: $f = 1880 \text{ MHz}$; $\sigma = 1.46 \text{ mho/m}$; $\epsilon_r = 54$; $\rho = 1000 \text{ kg/m}^3$
Phantom section: Flat Section

Room AmbientTemperature: 22.0deg. C; Liquid Temperature: 21.0 deg. C

DASY4 Configuration:

- Area Scan setting - Find Secondary Maximum Within: 2.0 dB and witha peak SAR value greater than 0.0012W/kg
- Probe: EX3DV4 - SN3554; ConvF(6.61, 6.61, 6.61); Calibrated: 4/24/2007
- Sensor-Surface: 4mm (Mechanical Surface Detection)
- Electronics: DAE3 Sn427; Calibrated: 11/16/2006
- Phantom: SAM 2; Type: SAM 2; Serial: 1050
- Measurement SW: DASY4, V4.7 Build 53; Postprocessing SW: SEMCAD, V1.8 Build 172

Position 6/Area Scan (9x9x1): Measurement grid: dx=15mm, dy=15mm
Maximum value of SAR (measured) = 0.018 mW/g

Position 6/Zoom Scan (5x5x7)/Cube 0: Measurement grid: dx=7.5mm, dy=7.5mm, dz=5mm
Reference Value = 2.14 V/m; Power Drift = 0.195 dB
Peak SAR (extrapolated) = 0.025 W/kg
SAR(1 g) = 0.017 mW/g; SAR(10 g) = 0.011 mW/g

