



Trimble DCM300G Label

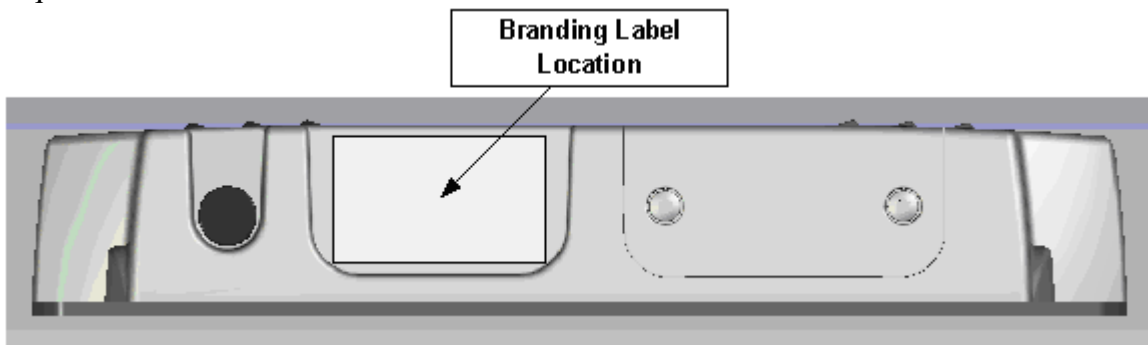
1. Purpose

This document outlines all the requirements for the labels to be used on Torch. This document only applies to labels that have unique or required information on them.

2. Label Locations

There will be two labels placed on the Torch enclosure. The first label will be the Branding Label. The purpose of this label is to provide all serialized information programmed into the device and the part number of the device. The branding label will be applied to the back of the enclosure in the location outlined in figures 1. The branding label may have different formats and information depending on the branding requirements. The 2D barcode on the branding label will contain a digital copy of all the serialized information represented in human readable format on the branding label.

The second label will be the International Certification Label and will be applied to the location outline in figure 1. The certification label will contain all the information required for world certification for the torch enclosure.



Example illustration of label used on Trimble DCM300G

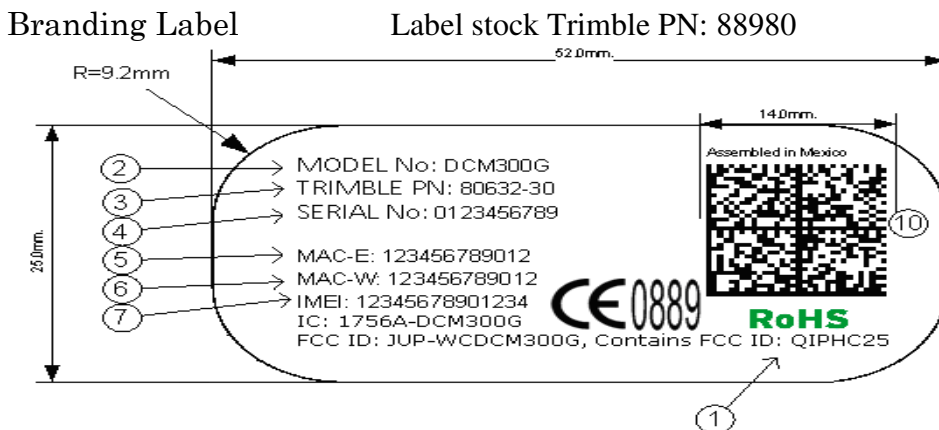


Figure 1: Example illustration of a label used on DMC300G

International Certification Label

Label Stock Trimble PN: 82460

The International certification label is used for any country specific certification marks and information. This label will only be used on DCM300G models.

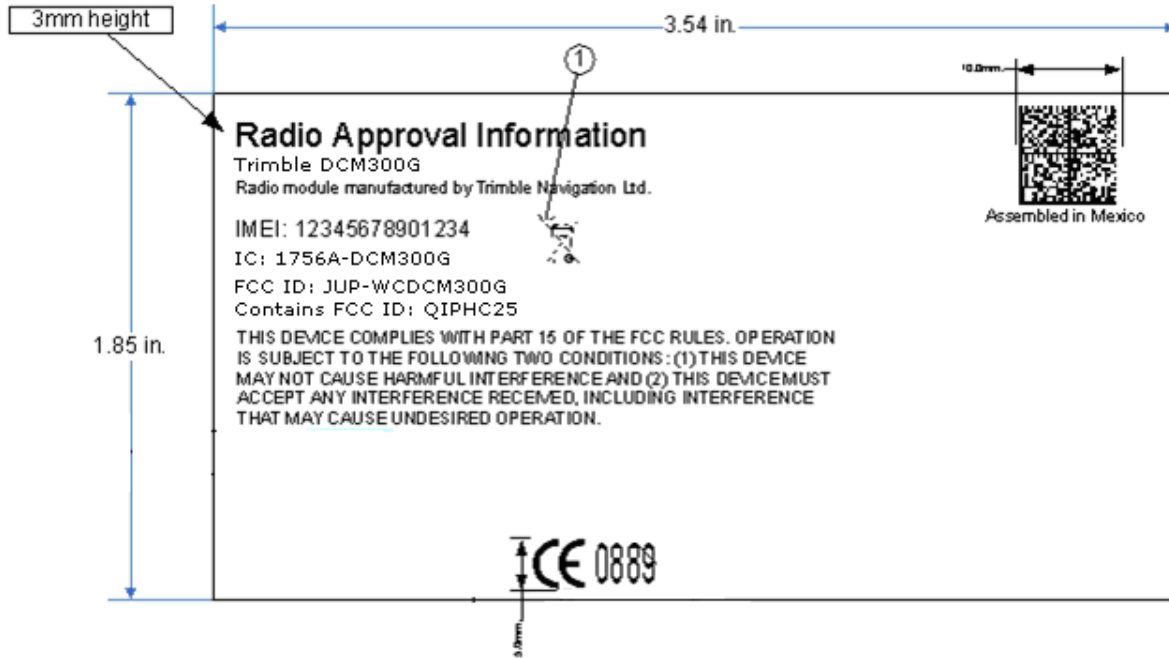


Figure 2: Example of reserved space on the certification label for country approval marking requirements

