


## 15 Exhibit B - Test Setup Photographs

### 15.1 Radiated Emission below 1 GHz (Host: R10, Antenna: SWLP.12) Front View




### 15.2 Radiated Emission below 1 GHz (Host: R10, Antenna: SWLP.12) Rear View



**15.3 Radiated Emission below 1 GHz (Host: SPS985, Antenna: MAF94432) Front View**




**15.4 Radiated Emission below 1 GHz (Host: SPS985, Antenna: MAF94432) Rear View**



**15.5 Radiated Emission below 1 GHz (Host: SPS985, Antenna: 1513151-1) Front View**




**15.6 Radiated Emission below 1 GHz (Host: SPS985, Antenna: 1513151-1) Rear View**



**15.7 Radiated Emission above 1 GHz (Host: R10, Antenna: SWLP.12) Front View**




**15.8 Radiated Emission above 1 GHz (Host: R10, Antenna: SWLP.12) Rear View**



**15.9 Radiated Emission above 1 GHz (Host: SPS985, Antenna: MAF94432) Front View**




**15.10 Radiated Emission above 1 GHz (Host: SPS985, Antenna: MAF94432) Rear View**




**15.11 Radiated Emission above 1 GHz (Host: SPS985, Antenna: 1513151-1) Front View**



**15.12 Radiated Emission above 1 GHz (Host: SPS985, Antenna: 1513151-1) Rear View**



**15.13 AC Line Conducted Emission (Host: R10, Antenna: SWLP.12) Front View**



**15.14 AC Line Conducted Emission (Host: R10, Antenna: SWLP.12) Side View**

