



14 EXHIBIT B - TEST SETUP PHOTOGRAPHS

14.1 Radiated Emissions below 1 GHz (Host Orientation: Flat on Table) - Front View




14.2 Radiated Emissions below 1 GHz (Host Orientation: Flat on Table) - Rear View




14.3 Radiated Emissions above 1 GHz (Host Orientation: Flat on Table) – Front View




14.4 Radiated Emissions above 1 GHz (Host Orientation: Flat on Table) - Rear View




14.5 Radiated Emissions below 1 GHz (Host Orientation: Vertical) - Front View




14.6 Radiated Emissions below 1 GHz (Host Orientation: Vertical) - Rear View




14.7 Radiated Emissions above 1 GHz (Host Orientation: Vertical) – Front View



14.8 Radiated Emissions above 1 GHz (Host Orientation: Vertical) - Rear View



14.9 Receiver Radiated Emissions below 1 GHz - Front View



14.10 Receiver Radiated Emissions below 1 GHz - Rear View

