



## **Exhibit: Test Setup Photos**

Report File #: 7169010562R-000


Client	<b>Kapsch TrafficCom Canada Inc.</b>	
Product	<b>Model:802155B-TAB</b>	
Standard(s)	RSS 137 Issue 2 FCC Part 90 Subpart M	



Figure 1 – Radiated Emissions Setup – Photo 1



Client	<b>Kapsch TrafficCom Canada Inc.</b>	
Product	<b>Model:802155B-TAB</b>	
Standard(s)	RSS 137 Issue 2 FCC Part 90 Subpart M	



Figure 2 – Radiated Emissions Setup – Photo 2

Client	<b>Kapsch TrafficCom Canada Inc.</b>	
Product	<b>Model:802155B-TAB</b>	
Standard(s)	RSS 137 Issue 2 FCC Part 90 Subpart M	




Figure 3 – Antenna Port Conducted Emissions Setup