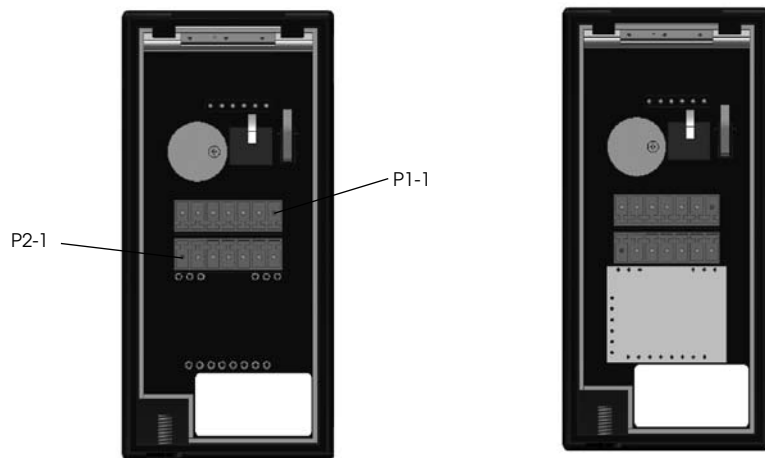


4 RW100, RW300, RW400 HSI Expansion Modules

HSI MODULES CONNECT TO TERMINAL READERS (3122 - RS232, 3123 - RS485, 3124 - USB)



5 OPTIONAL FEATURES

- HSI modules are available which plug into all terminal readers to provide optional functionality. 3122 - RS232, 3123 - RS485, 3124 - USB.
- Open Collector Output - controls an external device (16 VDC Max) operating in Host Mode only. See *iCLASS* Application Note for details.
- Configuration Options - Configure LED, Speaker, keypad operation, keypad lighting, and other features. See How To Order Guide or *iCLASS* Application Note for details.
- Hold Input - when asserted, this line either buffers a card or disables a card read until released, as configured.

FCC WARNING

This device complies with part 15 of the FCC rules.

Operation is subject to the following two conditions:

- (1) This device may not cause harmful interference.
- (2) This device must accept any interference that may cause undesired operation.

- For proper regulatory compliance, the drain wire should be disconnected at the power supply end of the cable.
- Changes or modifications not expressly approved by the party responsible for compliance could void the user's authority to operate the equipment.
- The Reader is intended to be powered from a limited power source output of a previously certified power supply.

CARACTERÍSTICAS OPCIONALES

- HSI modules are available which plug into all terminal readers to provide optional functionality. 3122 - RS232, 3123 - RS485, 3124 - USB.
- Salida a colector abierto - Controla un dispositivo externo (16 VCC Máx.) operando en Modo Host solamente. Para mayor información, consulte la Nota de Aplicación de *iCLASS*.
- Opciones de configuración - Permite configurar el Led, altavoz y otras características. Para más detalles, consulte la Guía Cómo Hacer su Pedido o la Nota de Aplicación de *iCLASS*.
- Entrada de retención - Según sea la configuración, cuando esta línea se activa, se almacena el valor de la última tarjeta leída o se deshabilita la lectura. Esto sucederá mientras esta línea permanezca activada.

CARACTÉRISTIQUES OPTIONNELLES

- HSI modules are available which plug into all terminal readers to provide optional functionality. 3122 - RS232, 3123 - RS485, 3124 - USB.
- Sortie auxiliaire : peut être pilotée via la liaison série. Cf la note d'application *iCLASS* N° 28
- Configurations optionnelles : fonctionnement des LED, du Beeper, et autres fonctionnalités. Cf le guide de commande pour plus de détails
- Entrée Hold : permet, si utilisée, de mémoriser une carte ou de désactiver la lecture de cartes selon la configuration choisie.

RECURSOS OPCIONAIS

- HSI modules are available which plug into all terminal readers to provide optional functionality. 3122 - RS232, 3123 - RS485, 3124 - USB.
- Tomada aberta de captação - controla um dispositivo externo (máximo de 16 VDC) em operação exclusivamente no modo host. Para obter maiores detalhes, consulte a observação de aplicação do *iCLASS*.
- Opções de configuração - configura o LED, o alto-falante e os outros recursos. Para obter maiores detalhes, consulte o guia "Como fazer seu pedido" ou a observação de aplicação do *iCLASS*.
- Bloqueio de entrada de sinal - quando ativada, esta linha impede a utilização do cartão lido, ou desativa o cartão lido, até o momento em que for liberado, de acordo com a configuração.

OPTIONALE FUNKTIONEN

- HSI modules are available which plug into all terminal readers to provide optional functionality. 3122 - RS232, 3123 - RS485, 3124 - USB.
- Offener Kollektorausgang - steuert ein externes Gerät (16 V max.), das nur im Hostmodus betrieben wird. Nähere Informationen unter *iCLASS* Anwendungshinweis.
- Konfigurationsoptionen - LED, Lautsprecher und anderes konfigurieren. Nähere Informationen unter Auftragsleitfaden oder *iCLASS* Anwendungshinweis.
- Halteingang - wenn aktiviert, puffert diese Leitung entweder eine Karte oder deaktiviert eine Kartenlesung bis zur Freigabe, je nach Konfiguration.

FUNZIONI OPZIONALI

- HSI modules are available which plug into all terminal readers to provide optional functionality. 3122 - RS232, 3123 - RS485, 3124 - USB.
- Uscita collettore aperto - controlla un dispositivo esterno (mass. 16 V c.c.) che funziona solo in modalità host. Per dettagli, vedere la nota applicativa *iCLASS*.
- Opzioni di configurazione - per configurare il LED, lo speaker e altre funzioni. Per dettagli, vedere la guida alle ordinazioni o la nota applicativa *iCLASS*.
- Ingresso trattenuta - quando viene attivata, questa linea mette in buffer una scheda o disabilita una scheda, secondo la configurazione.

选择性功能

- RS232 界面/主机模式 - 用于需要串联连接的应用方式。详情请见 6090-902 号文件。
- 开放收集器输出 - 控制一个仅以主机模式操作的外部设备 (最大 16VDC)。详情请见 *iCLASS* Application Note (*iCLASS* 应用说明)。
- 配置选择 - 配置 LED 扬声器和其他功能。参见 How To Order Guide (订购指南) 或 *iCLASS* Application Note (*iCLASS* 应用说明)。
- 暂停输入 - 使用这一功能时, 该线路会根据不同的设置减少读卡灵敏度或不读卡, 直至取消使用该功能为止。

オプション機能

- RS232 インタフェイス/ホストモード - シリアルリンクが必要なアプリケーション用。詳しくはプロトコル解説書 6090-902 を参照。
- オープンコレクタ出力 - ホストモードのみで動作する外部デバイス (最大 16VDC) の制御用。詳しくは *iCLASS* アプリケーションノートを参照。
- コンフィギュレーションオプション - LED、スピーカー、その他の機能のコンフィギュレーションを設定。詳しくは注文方法の手引きもしくは *iCLASS* アプリケーションノートを参照。
- ホールド入力 - アサーションの際、設定にしたがって、ラインが開放されるまでカードのバッファを行うか、カードの読み出しを無効にする。

6 PARTS

PARTS

- 1 - *iCLASS* Reader
- 1 - Installation Manual
- 2 - 3.5 mm x .6 pitch x 12 mm Phillips machine screws
- 3 - #6-32 x .375" Phillips self-tapping machine screws
- 2 - #6 x 1.5" Phillips sheet metal screws
- 1 - #6 x .375" Spanner security screw, anti-tamper Recommended
- Up to 9 wire splices (pigtail)
- Cable, 5-9 conductor (Wiegand or RS232), 22 AWG shielded (pigtail)
- Linear DC Power supply
- Metal or plastic junction box
- Security Tool (for anti-tamper screw) HID 04-0001-03

COMPONENTES

- 1 lector
- 1 manual de instalación
- 2 Tornillos Phillips de 3.5mm x 12mm, paso 0.6
- 3 Tornillos autoperforantes N.º 6 para metales Phillips 32 x 0.375"
- 1 Tornillo de seguridad N.º contra sabotaje 0.375"
- Recomendado
- 9 empalmes para cable
- 1 cable, 5-9 conductores (Wiegand o RS-232) blindado 22AWG
- Fuente de alimentación lineal CC
- Caja de conexiones metálica o de plástico
- Interruptor magnético, Ademco 945T, Sentrol 1038T, GRI 100T, GRI 110T o Aleph DC-2531
- Herramienta de seguridad (para tornillo contra sabotaje) HID 04-0001-03

PIÈCES

- 1 lecteur
- 1 notice d'installation
- Vis mécaniques Phillips 2 3,5 mm x 0,66 (pas) x 12
- 3Vis mécaniques Phillips autotaradeuses #6-32 x 0,375"
- 1vis de sécurité anti-intrusion à tête carrée #6 x 0,375"
- Recommandés
- 9 flûtes de jonction de fil
- 1 câble, 5-9 conducteurs (Wiegand ou RS-232), calibre 22AWG, blindé
- Alimentation c.c. linéaire
- Boîtier de jonction métallique ou plastique
- Contact d'autoprotection: Ademco 945T, Sentrol 1038T, GRI 100T ou 110T ou Aleph DC-2531
- Outil de sécurité (pour vis anti-intrusion) HID 04-0001-03

PEÇAS

- 1 leitora
- 1 manual de instalação
- 2 parafusos Phillips para aplicação à máquina de 3,5 mm x 0,6 de passo x 12 mm
- 3 parafusos Phillips no 6 de auto-rosqueamento para aplicação à máquina de 32 x 0,375 pol.
- 1 parafuso de segurança de pino no 6 x 0,375 pol., anti- violação
- Recomendado-se
- 9 emendas de fio
- 1 cabo, condutor 5-9, (Wiegand ou RS232), 22AWG revestido
- Fonte de energia CD linear
- Caixa de junção metálica ou plástica
- Interruptor magnético - Ademco 945T, Sentrol 1038T, GRI 100T ou 110T, ou Aleph DC-2531
- Ferramenta de segurança (para o parafuso anti- violação) HID 04-0001-03

TEILE

- 1 Lesegerät
- 1 Installationshandbuch
- 2 3,5 mm x 12 mm Sechskantschraube (Gewindesteigung 6)
- 3 32 x 0,375" Sechskantschneidschraube Nr. 6
- 1 0,375" Sechskantsicherheitschraube, Sabotage-Schutz Empfohlen
- 9 Kabelverbinder
- 1 Kabel, 5-9 Leiter (Wiegand oder RS-232), 22 AWG geschirmt
- Lineare Gleichstromversorgung
- Kabelkasten aus Metall oder Plastik
- Magnetschalter, Ademco 945T, Sentrol 1038T, GRI 100T oder 110T oder Aleph DC-2531
- Sicherheitswerkzeug (für die Sabotage-Schutzschraube) HID 04-0001-03

COMPONENTI

- 1 lettore
- 1 manuale di installazione
- 2 viti da macchina Phillips 3,5 mm x passo 0,6 x 12 mm
- 3 viti da macchina autofilettanti Phillips numero 6-32 x 0,375 pollici
- 1 vite di sicurezza a prova di manomissione Spanner numero 6-32 x 0,375 pollici Consigliati
- 9 giunti conduttore
- 1 cavo, 5-9 conduttore (Wiegand o RS-232), schermato 22 AWG
- Alimentatore lineare c.c.
- Scatola di giunzione metallica o in plastica
- Interruttore magnetico Ademco 945T, Sentrol 1038T, GRI 100T o Aleph DC-2531
- Utensile sicurezza (per vite a prova di manomissione) HID 04-0001-03

部 件

- 1个读卡器
- 1本安装手册
- 2个 3.5 mm x .6 pitch x 12 十字机械螺丝
- 3个 #6-32 x .375" 十字自紧机械螺丝
- 1个 #6 x .375" 扳手紧固螺栓, 抗干扰
- 推荐部件
- 9个线路连接器
- 1条电缆 (5-9 传导率) (Wiegand 或 RS-232), 22AWG 屏蔽式
- 线性 DC 电源
- 金属或塑料接线盒
- 磁性开关 - Ademco 945T, Sentrol 1038T, GRI 100T 或 110T 或 Aleph DC-2531
- 紧固器 (用于紧固抗干扰螺栓) HID 04-0001-03
- 规格
- R10 (竖框): 10-16 VDC/65-225mA
- R30/RW300 (欧洲): 10-16 VDC/80-260mA
- R40/RW400 (美国): 10-16 VDC/80-260mA
- 至主机电缆长度: RS-232 - 50' (15m) 最大
- 温度: -35°C 至 65°C
- 开放收集器输出: sink -40mA, source - 1mA

部 品

- リーダ 1
- 取り付けマニュアル 1
- 3.5mmX0.6 ピッチ X12mm プラス小ネジ 2
- #6-32X0.375" セルフタッピング・プラスネジ 3
- #6X0.375" 耐タンパ・スナナ式セキュリティネジ 1
- 推奨
- ワイヤスプライス 9
- 5-9 芯 (ウィーグランドまたは RS-232) シールドケーブル 22AWG 1本
- リニア DC 電源
- 金属製またはプラスチック製 接続ボックス
- マグネットスイッチ - Ademco 945T, Sentrol 1038T, GRI 100T または 110T, もしくは Aleph DC-2531
- セキュリティツール (耐タンパネジ用) HID 04-0001-03
- 仕様
- R10 (マリオン用): 10 - 16 VDC/65-225mA
- R30/RW300 (欧州規格): 10 - 16 VDC/80 - 260mA
- R40/RW400 (米国規格): 10 - 16 VDC/80 - 260mA
- ホストまでのケーブル長: ウィーグランド - 最大 50' (152m) RS-232-50' (15m)
- 温度: -35 °C ~ 65 °C
- オープンコレクタ出力 : シンク -40mA, ソース -1mA

HID Corporation

9292 Jeronimo Road
Irvine, California
92618-1905 USA

tel:
+1 (949) 598-1600
U.S. (800) 237-7769
fax:
+1 (949) 598-1690
email:
tech@hidcorp.com

www.hidcorp.com

IP55



Umweltklasse 3



6090-900 Rev. A.5

INSTALLATION
INSTALACIÓN
INSTALAÇÃO
INSTALLAZIONE
安裝
取り付け

iCLASS® by



INSTALLATION
 INSTALACIÓN
 INSTALLATION
 INSTALAÇÃO
 INSTALLATION
 INSTALLAZIONE
 安装
 取り付け

iCLASS[®] by HID[®]

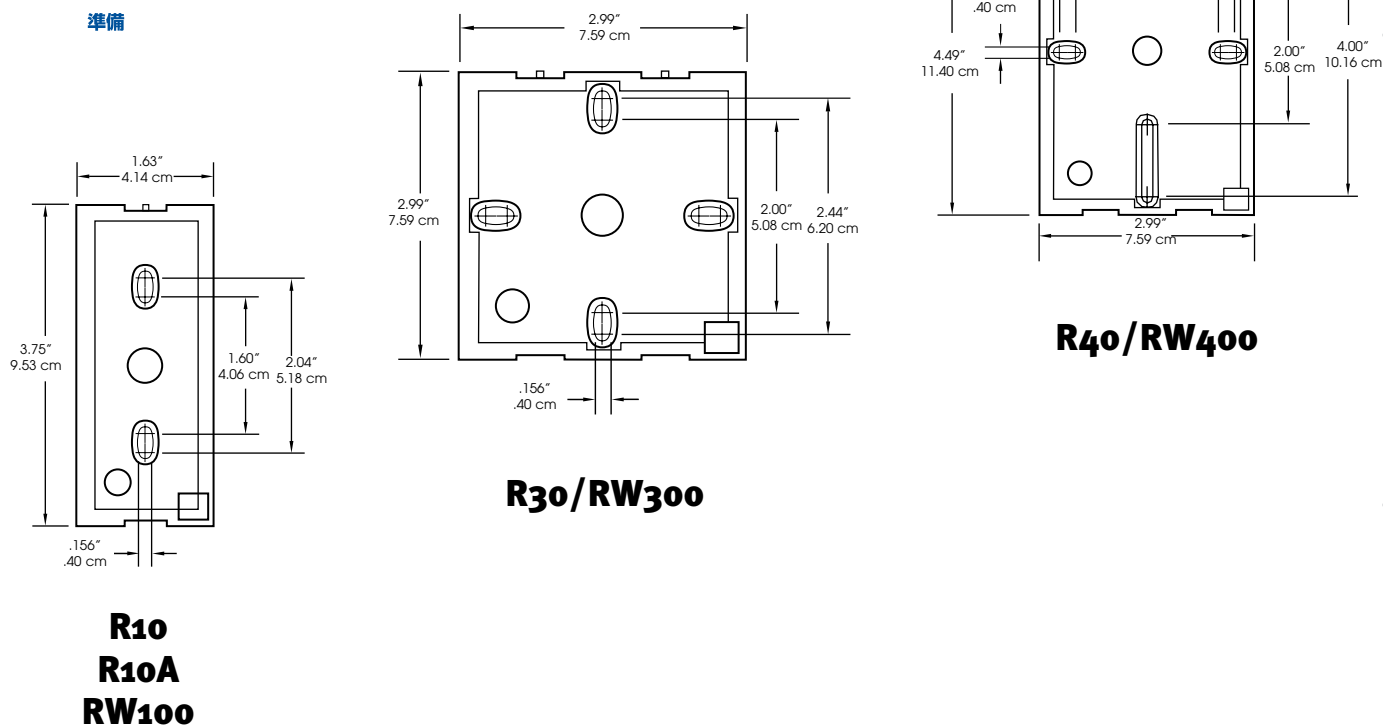
PRODUCT	BASE PART NUMBER	INPUT VOLTAGE	CURRENT RANGE	OPERATING TEMPERATURE	CABLE DISTANCE
R10/RW100	6100A	5-16 VDC	53 - 90 mA	30° -150° F (35° - 65° C)	Wiegand 500ft (18g) 300 ft (22 ga)
R30 / RW300	6110 / 6111	5-16 VDC	53 - 90 mA	30° -150° F (35° - 65° C)	RS232 * 50 ft RS485 * 4000 ft.
R40 / RW400	6120 / 6121	5-16 VDC	53 - 90 mA	30° -150° F (35° - 65° C)	
RP40	6125	5-16 VDC	70 - 120 mA	30° -150° F (35° - 65° C)	

*Expansion Module Required

1 ASSEMBLY AND DISASSEMBLY MONTAJE Y DESMONTAJE MONTAGE ET DÉMONTAGE MONTAGEM E DESMONTAGEM ZUSAMMENBAU UND ZERLEGUNG MONTAGGIO E SMONTAGGIO 安装与拆卸 組立ておよび分解



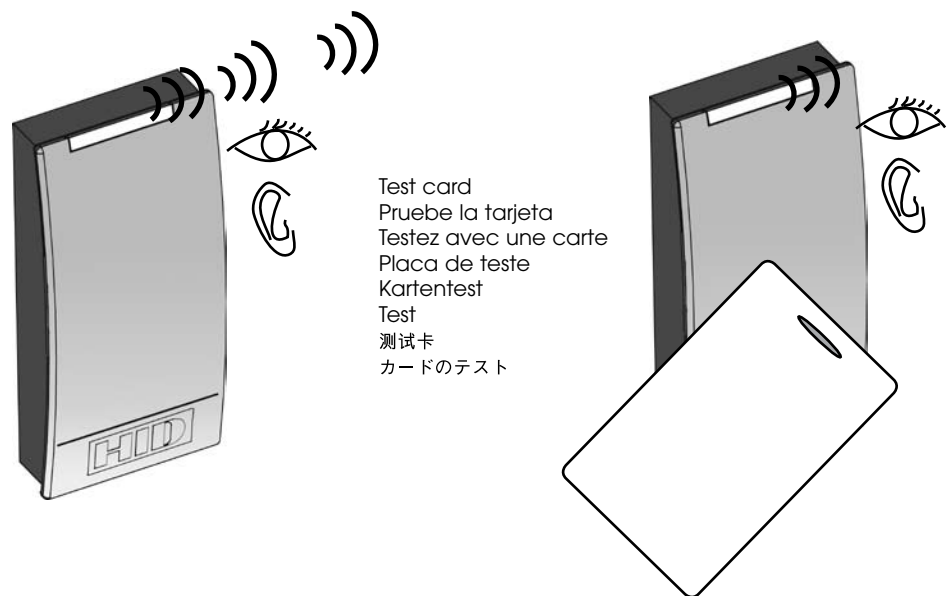
2 PREPARING PREPARACIÓN PRÉPARATION PREPARAÇÃO VORBEREITUNG PREPARAZIONE 准备 準備



**R10
 R10A
 RW100**

3 TESTING PRUEBA TEST TESTE TESTEN TESTARE 测试 テスト

Turn power on
 Encienda la unidad
 Mettez sous tension
 Ligar energia
 Strom einschalten
 Accendere
 打开电源 / 加电
 電源を入れる



Test card
 Pruebe la tarjeta
 Testez avec une carte
 Placa de teste
 Kartentest
 Test
 测试卡
 カードのテスト

ENGLISH Wiring diagram

Yellow	P1-1	Beeper Input
Orange	P1-2	Green LED
Black	P1-3	Ground
Red	P1-4	VDD
Drain	P1-5	*Shield Ground
Brown	P1-6	Red LED
Blue	P1-7	Hold
	P2-1	**Expansion module
	P2-2	**Expansion module
Green	P2-3	Wiegand Data 0
White	P2-4	Wiegand Data 1
Violet	P2-5	***Open Collector Output
	P2-6	**Expansion module
	P2-7	**Expansion module

* Drain wire can be "data return" line when a separate power supply is used
 ** Requires Expansion Module (RS232, RS485, USB)
 *** Tamper Output
 (See section 4 for terminal connections)

ESPAÑOL Diagrama de cableado

Amarillo	P1-1	altavoz
Naranja	P1-2	Led verde
Negro	P1-3	Tierra
Rojo	P1-4	+CC
Malta	P1-5	*blindaje de tierra
Marrón	P1-6	Led rojo
Azul	P1-7	entrada de retención
	P2-1	**Expansion Module
	P2-2	**Expansion Module
Verde	P2-3	Dato 0 (datos)
Blanco	P2-4	Dato 1 (reloj)
Violeta	P2-5	***salida a colector abierto
	P2-6	**Expansion Module
	P2-7	**Expansion Module

* Drain wire can be "data return" line when a separate power supply is used
 ** Requires Expansion Module (RS232, RS485, USB)
 *** Tamper Output
 (See section 4 for terminal connections)

FRANÇAIS Schéma de câblage

Jaune	P1-1	Beeper
Orange	P1-2	LED verte
Noir	P1-3	Masse
Rouge	P1-4	+DC
Drain	P1-5	*Masse blindage
Brun	P1-6	LED rouge
Bleu	P1-7	Hold
	P2-1	**Expansion Module
	P2-2	**Expansion Module
Vert	P2-3	Données 0
Blanc	P2-4	Données 1
Violet	P2-5	***Sortie auxiliaire
	P2-6	**Expansion Module
	P2-7	**Expansion Module

* Drain wire can be "data return" line when a separate power supply is used
 ** Requires Expansion Module (RS232, RS485, USB)
 *** Tamper Output
 (See section 4 for terminal connections)

PORTUGUÊS Diagrama de ligações

amarelo	P1-1	bíper
laranja	P1-2	LED verde
preto	P1-3	terra
vermelho	P1-4	CA+
dreno	P1-5	*terra do gabinete
marron	P1-6	LED vermelho
azul	P1-7	reserva
	P2-1	**Expansion Module
	P2-2	**Expansion Module
verde	P2-3	Dados 0 (dados)
branco	P2-4	Dados 1 (clock)
violeta	P2-5	***(placa presente)
	P2-6	**Expansion Module
	P2-7	**Expansion Module

* Drain wire can be "data return" line when a separate power supply is used
 ** Requires Expansion Module (RS232, RS485, USB)
 *** Tamper Output
 (See section 4 for terminal connections)

DEUTSCH Schaltplan

Gelb	P1-1	Signal
Orange	P1-2	Grüne LED
Schwarz	P1-3	Erde
Rot	P1-4	+Gleichstrom
Drain	P1-5	*Schirmerde
Braun	P1-6	Rote LED
Blau	P1-7	Halten
	P2-1	**Expansion Module
	P2-2	**Expansion Module
Grün	P2-3	Daten 0 (Daten)
Weiss	P2-4	Daten 1 (Zeit)
Violett	P2-5	***(Karte vorhanden)
	P2-6	**Expansion Module
	P2-7	**Expansion Module

* Drain wire can be "data return" line when a separate power supply is used
 ** Requires Expansion Module (RS232, RS485, USB)
 *** Tamper Output
 (See section 4 for terminal connections)

ITALIANO Schema di collegamento

giallo	P1-1	Ranzatore
arancione	P1-2	Led verde
nero	P1-3	terra
rosa	P1-4	TX (trasmissione seriale)
cavo di terra	P1-5	*Schermo al terra
marrone	P1-6	Led rosso
blu	P1-7	Memoria
	P2-1	**Expansion Module
	P2-2	**Expansion Module
verde	P2-3	Data 0 (data)
bianco	P2-4	Data 1 (clock)
viola	P2-5	***(scheda attiva)
	P2-6	**Expansion Module
	P2-7	**Expansion Module

* Drain wire can be "data return" line when a separate power supply is used
 ** Requires Expansion Module (RS232, RS485, USB)
 *** Tamper Output
 (See section 4 for terminal connections)

中文 布线图

黄色	P1-1	蜂鸣器
橙色	P1-2	绿色发光二极管
黑色	P1-3	接地
红色	P1-4	+DC
排流线	P1-5	*屏蔽接地
棕色	P1-6	红色发光二极管
蓝色	P1-7	保持
	P2-1	**Expansion Module
	P2-2	**Expansion Module
绿色	P2-3	数据
白色	P2-4	数据
紫色	P2-5	***非在读范围内
	P2-6	**Expansion Module
	P2-7	**Expansion Module

* Drain wire can be "data return" line when a separate power supply is used
 ** Requires Expansion Module (RS232, RS485, USB)
 *** Tamper Output
 (See section 4 for terminal connections)

日本語 配線

黄色	P1-1	スピーカ
オレンジ	P1-2	LED 緑
黒	P1-3	アース
赤	P1-4	+DC
ドレイン	P1-5	*シールドグラウンド
茶色	P1-6	LED 赤
青	P1-7	ホールド
	P2-1	**Expansion Module
	P2-2	**Expansion Module
緑	P2-3	データ0 (データ)
白	P2-4	データ1 (クロック)
紫	P2-5	***オープンコレクタ
	P2-6	**Expansion Module
	P2-7	**Expansion Module

* Drain wire can be "data return" line when a separate power supply is used
 ** Requires Expansion Module (RS232, RS485, USB)
 *** Tamper Output
 (See section 4 for terminal connections)