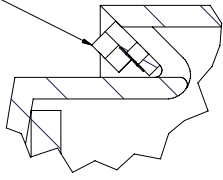


4 3 2 1

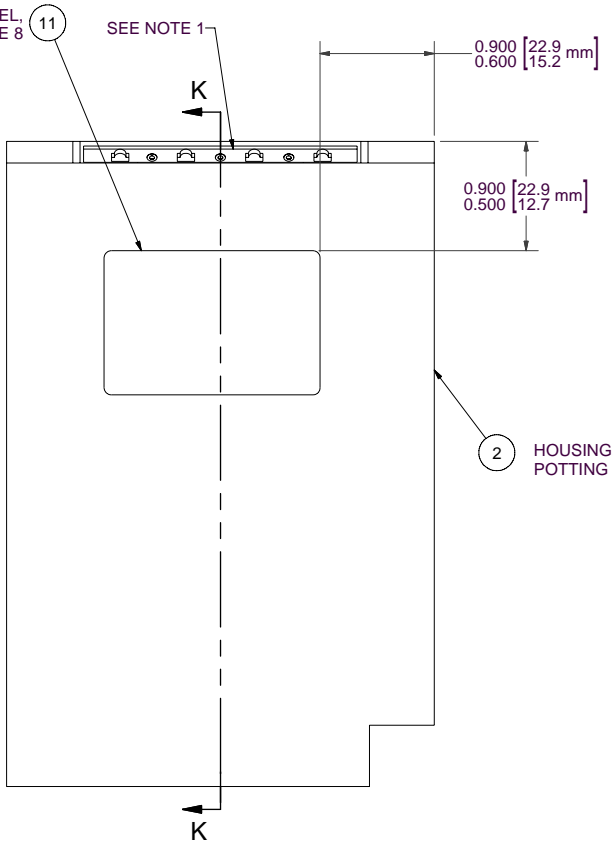
D C B A

PLACE LED BAR AT THIS ANGLE IN THIS ORIENTATION



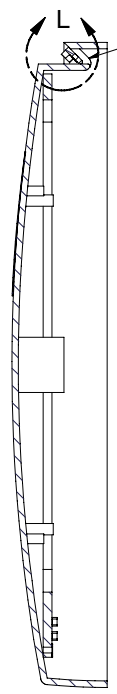
**DETAIL L**  
**SCALE 5 : 1**

PRODUCT LABEL, SEE NOTE 8



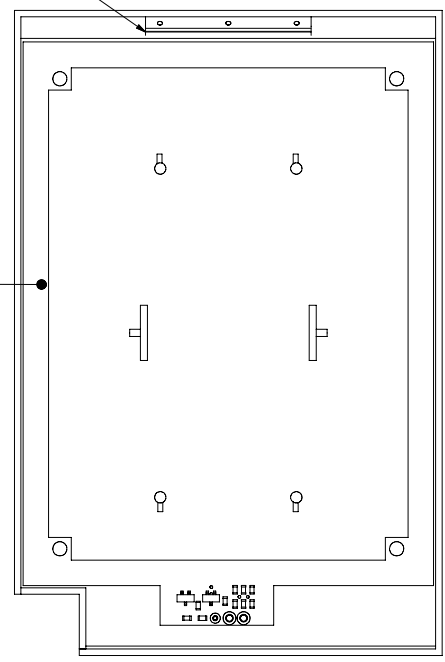
**FRONT VIEW**

WIRING HOLE IN HOUSING SEE NOTE 1



**SECTION K-K**

ANT CCA 6



**BACK VIEW**

**ASSEMBLY SHOWN PARTIAL FOR CLARITY**  
**VIEW ON THIS SHEET APPLY**  
**TO ALL ASSEMBLY VERSIONS**

SIZE <b>C</b>	CAGE CODE	DWG NO <b>6305-310</b>	REV <b>4</b>
SCALE 1.5/1		SHEET 2 of 6	

4 3 2 1