


## **APPENDIX H**

### **WIRA112652**

#### **FCC 15.209 and RSS 210 LF Setup Photos**




**Figure 1: 99% Occupied Bandwidth - Setup Photo**



**Figure 2: Conducted Emissions, Voltage - Setup Front View**






**Figure 3: Conducted Emissions, Voltage - Setup LISN View**




**Figure 4: Conducted Emissions, Voltage - Setup Rear View**





**Figure 5: Radiated Spurious Emissions, 0.009-30 MHz, 90-Degrees, Front View**



**Figure 6: Radiated Spurious Emissions, 0.009-30 MHz, 90-Degrees, Rear View**