

The antenna was only tested for this configuration per manufacturer state that this will be the only configuration was integrated into host.



Radiated Emission Test <30MHz (Rear view) --- identiCLASS 3500 + 2 x Antenna ID3 + SAM ID0




Radiated Emission Test <30MHz (Front view) --- identiCLASS 3500 + 2 x Antenna ID3 + SAM ID0

The antenna was only tested for this configuration per manufacturer state that this will be the only configuration was integrated into host.



Radiated Emission Test <30MHz (Rear view) --- identiCLASS 3500 + 2xAntenna ID1




Radiated Emission Test <30MHz (Front view) --- identiCLASS 3500 + 2xAntenna ID1

The antenna was only tested for this configuration per manufacturer state that this will be the only configuration was integrated into host.



Radiated Emission Test <30MHz (Rear view) --- identiCLASS 3500 +Antenna ID0 (internal)




Radiated Emission Test <30MHz (Front view) --- identiCLASS 3500 + Antenna ID0 (internal)

The antenna was only tested for this configuration per manufacturer state that this will be the only configuration was integrated into host.




Radiated Emission Test >30MHz (Rear view) --- identiCLASS 3500 + 2 x Antenna ID3 + SAM ID0



Radiated Emission Test > 30MHz (Front view) --- identiCLASS 3500 + 2 x Antenna ID3 + SAM ID0

The antenna was only tested for this configuration per manufacturer state that this will be the only configuration was integrated into host.




Radiated Emission Test > 30MHz (Rear view) --- identiCLASS 3500 + 2xAntenna ID1



Radiated Emission Test > 30MHz (Front view) --- identiCLASS 3500 + 2xAntenna ID1

The antenna was only tested for this configuration per manufacturer state that this will be the only configuration was integrated into host.



Radiated Emission Test > 30MHz (Rear view) --- identiCLASS 3500 +Antenna ID0 (internal)



Radiated Emission Test > 30MHz (Front view) --- identiCLASS 3500 + Antenna ID0 (internal)



AC Line Conducted Emission Test Setup --- identiCLASS 3500 + 2 x Antenna ID3 + SAM ID0



AC Line Conducted Emission Test Setup --- identiCLASS 3500 + 2 x Antenna ID3 + SAM ID0



AC Line Conducted Emission Test Setup --- identiCLASS 3500 + 2xAntenna ID1



AC Line Conducted Emission Test Setup --- identiCLASS 3500 + 2xAntenna ID1



AC Line Conducted Emission Test Setup --- identiCLASS 3500 + Antenna ID0 (internal)



AC Line Conducted Emission Test Setup --- identiCLASS 3500 + Antenna ID0 (internal)