



Testing and certification of, consultancy and
research concerning, electronic and electric
appliances, systems, installations and
telecommunication systems

**INTERIOR PHOTOGRAPHS OF A 13.56 MHZ
PASSPORT/OCR READER, BRAND @-PASSPORT,
MODEL 800-8251, FCC ID: JQ6-EDOC**

FCC listed : 90828
Industry Canada : IC3501A
VCCI Registered : R-1518, C-1598
R&TTE, LVD, EMC Notified Body : 1856

TNO Electronic Products & Services (EPS) B.V.
P.O. Box 15
9822 ZG Niekerk (NL)
Smidshornerweg 18
9822 TL Niekerk (NL)

Telephone: +31 594 505005
Telefax: +31 594 504804

Internet: www.tno-eps.com
E-mail: info@tno-eps.com



Description of EUT: 13.56 MHZ PASSPORT/OCR READER
Manufacturer: HID Global Corporation / Integrated Engineering
Brand mark: @-PASSPORT
Model: 800-8251

Description of test item

Test item : 13.56 MHZ PASSPORT/OCR READER
Manufacturer : HIDIntegrated Engineering
Brand mark : @-PASSPORT
Model : 800-8251
Serial number(s) : -

Applicant information

Applicant's representative : Mr. R. Holslag / Todd Seeley
Company : Integrated Engineering / HID Global Corporation
Address : Paasheувelweg 20 / 10385 Westmoor Drive Suite 300
Postal code : 1105 BJ / 80021
City : Amsterdam-Zuidoost / Westminster, CO
Country : The Netherlands / USA
Telephone number : +31 (0)20 4620755 / 1+ 303 404 6773
Telefax number : +31 (0)20 4620756
E-mail : info@smart-ID.com / tseeley@hidglobal.com
Internet : www.smart-ID.com / www.hidglobal.com



Description of EUT: 13.56 MHZ PASSPORT/OCR READER
Manufacturer: HID Global Corporation / Integrated Engineering
Brand mark: @-PASSPORT
Model: 800-8251

Table of contents


1	Photographs of the equipment.....	4
1.1	Internal view.....	4
1.2	Top view PCB1	5
1.3	Bottom view PCB1.....	6
1.4	Top view PCB2	7
1.5	Bottom view PCB2.....	8
1.6	Top view PCB3	9
1.7	Bottom view PCB3.....	10
1.8	Loop antenna PCB.....	11

1 Photographs of the equipment.


1.1 Internal view




1.2 Top view PCB1



1.3 Bottom view PCB1




1.4 Top view PCB2




1.5 Bottom view PCB2



1.6 Top view PCB3



1.7 Bottom view PCB3



1.8 Loop antenna PCB

