



PHOTOS EXHIBIT

Report Number: R13551782-EP1

Applicant : Lutron Electronics CO Inc.
7200 Suter Rd.
Coopersburg, PA, 18036-1249, USA

Model : RRS-8ANS/ HRS-8ANS

FCC ID : JPZ0135


IC : 2851A-JPZ0135

EUT Description : RF Switch

Test Standard(s) : FCC 47 CFR PART 15 SUBPART C: 2020
ISED RSS-247 ISSUE 2: 2017
ISED RSS-GEN ISSUE 5+Amendment 1: 2019

Date Of Issue:
2021-02-05

Prepared by:
UL LLC
12 Laboratory Dr.
Research Triangle Park, NC 27709 U.S.A.
TEL: (919) 549-1400



NVLAP Lab code: 200246-0

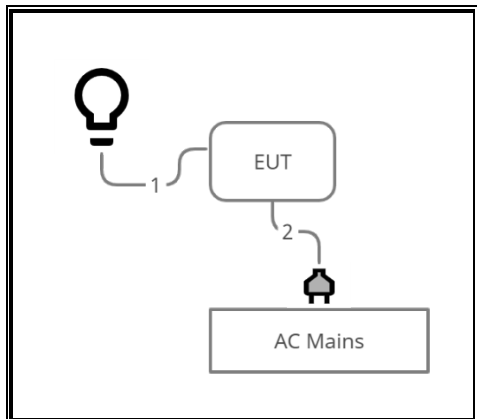
REPORT REVISION HISTORY

Rev.	Issue Date	Revisions	Revised By
v1	2021-02-05	Initial Issue	Haley Ackun

TABLE OF CONTENTS

REPORT REVISION HISTORY	2
TABLE OF CONTENTS	3
1. SETUP DIAGRAM.....	4
2. SETUP PHOTOS.....	5
END OF PHOTOS EXHIBIT	12


1. SETUP DIAGRAM




Note: conducted setup is the same with the exceptions being the lightbulb is not present and antenna port is connected directly to spectrum analyzer.

2. SETUP PHOTOS


CONDUCTED RF MEASUREMENT SETUP





AC LINE CONDUCTED SETUP






RADIATED RF MEASUREMENT SETUP











END OF PHOTOS EXHIBIT