



10. SETUP PHOTOS


NEARFIELD MEASUREMENTS




RADIATED EMISSION CONFIGURATION Below 30MHz



RADIATED EMISSION CONFIGURATION Below 1GHz



RADIATED EMISSION CONFIGURATION Above 1GHz



LINE CONDUCTED EMISSIONS



END OF REPORT