


10. SETUP PHOTOS


NEARFILED MEASUREMENTS




RADIATED EMISSION CONFIGURATION Y-AXIS




RADIATED EMISSION CONFIGURATION X-AXIS



RADIATED EMISSION CONFIGURATION ABOVE 1GHz



LINE CONDUCTED EMISSIONS



END OF REPORT