



# 1. SETUP PHOTOS

## ANTENNA PORT





**RADIATED EMISSION ABOVE 30 MHz**

RADIATED EMISSIONS ABOVE 30 MHz (FRONT)



RADIATED EMISSIONS ABOVE 30 MHz (BACK)



**AC MAINS LINE CONDUCTED EMISSION**

LINE CONDUCTED EMISSION (FRONT)



LINE CONDUCTED EMISSION (BACK)



**END OF REPORT**