

Figure 1 Test Setup for Conducted Emissions

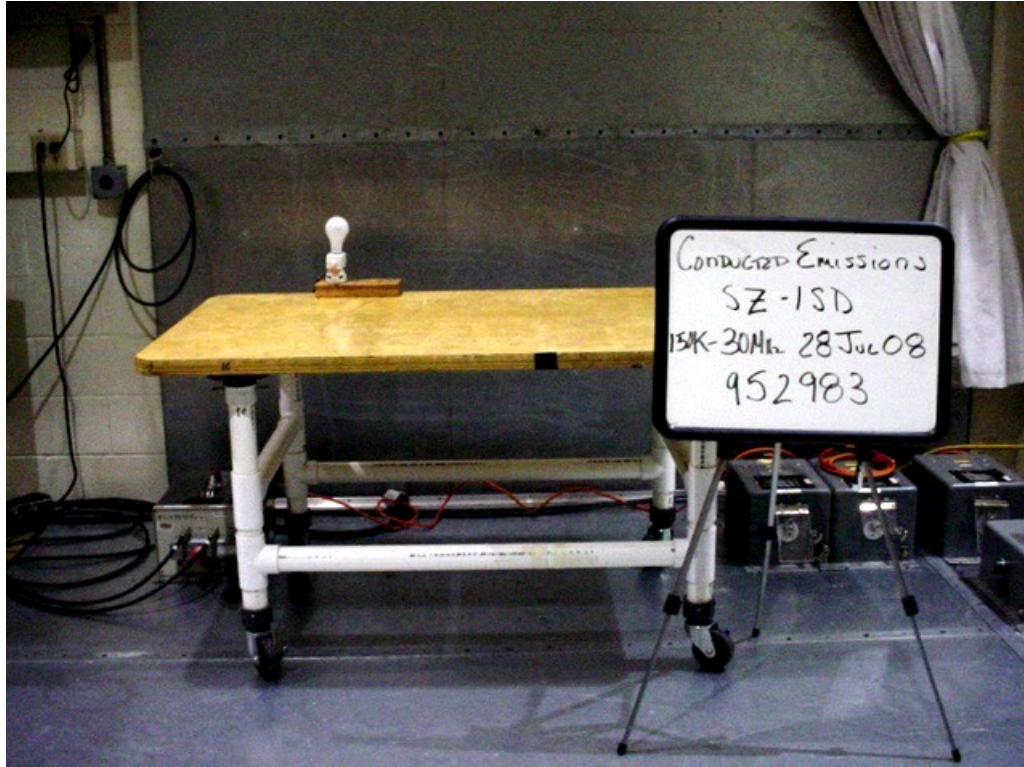


Figure 6 Test Setup for Occupied Bandwidth



Figure 13 Test Setup for Cease Operation



Job Number: 952983
Model Number: SZ-1SD
Client Name: LUTRON ELECTRONICS INC
FCC ID: JPZ0056

File Number: MC15896
Industry Canada ID:

Page 35 of 78

2851A-JPZ0056

Figure 15 Test Setup for Pulse Train



Figure 19 Test setup for Radiated Emissions (9kHz – 30MHz Transmit Mode)





Figure 20 Test setup for Radiated Emissions (30-1000MHz Transmit Mode)




Figure 21 Test setup for Radiated Emissions (30-1000MHz Receive Mode)





Figure 22 Test setup for Radiated Emissions (1-5GHz Transmit Mode)





Figure 23 Test setup for Radiated Emissions (1-5GHz Receive Mode)

