SAR Plots

- Verification Plots
- SAR Test Plots

Copyright © 2017, DT&C Co., Ltd.

DT&C Co., Ltd.

DUT: Dipole 1900 MHz; Type: D1900V2; Serial: D1900V2 - SN:5d029

Communication System: UID 0, CW (0); Frequency: 1900 MHz;Duty Cycle: 1:1
Medium parameters used: f = 1900 MHz; σ = 1.419 S/m; ε_r = 41.393; ρ = 1000 kg/m^3
Phantom section: Flat Section

DASY5 Configuration:
Probe: EX3DV4 - SN3866; ConvF(7.93, 7.93, 7.93); Calibrated: 2017-05-31; Electronics: DAE4 Sn1392
Sensor-Surface: 2mm (Mechanical Surface Detection)
Phantom: SAM (20deg probe tilt) with CRP v5.0; Type: QD000P40CD; Serial: TP:1837
Measurement SW: DASY52, Version 52.8 (8); SEMCAD X Version 14.6.10 (7331)

Test Date: 2017-12-05; Ambient Temp: 20.5; Tissue Temp: 20.8

1900 MHz System Verification

Area Scan (5x7x1): Measurement grid: dx=15mm, dy=15mm
Zoom Scan (5x5x7)/Cube 0: Measurement grid: dx=8mm, dy=8mm, dz=5mm
Power Drift = 0.09 dB
Peak SAR (extrapolated) = 7.97 W/kg
SAR(1 g) = 4.21 W/kg; SAR(10 g) = 2.11 W/kg

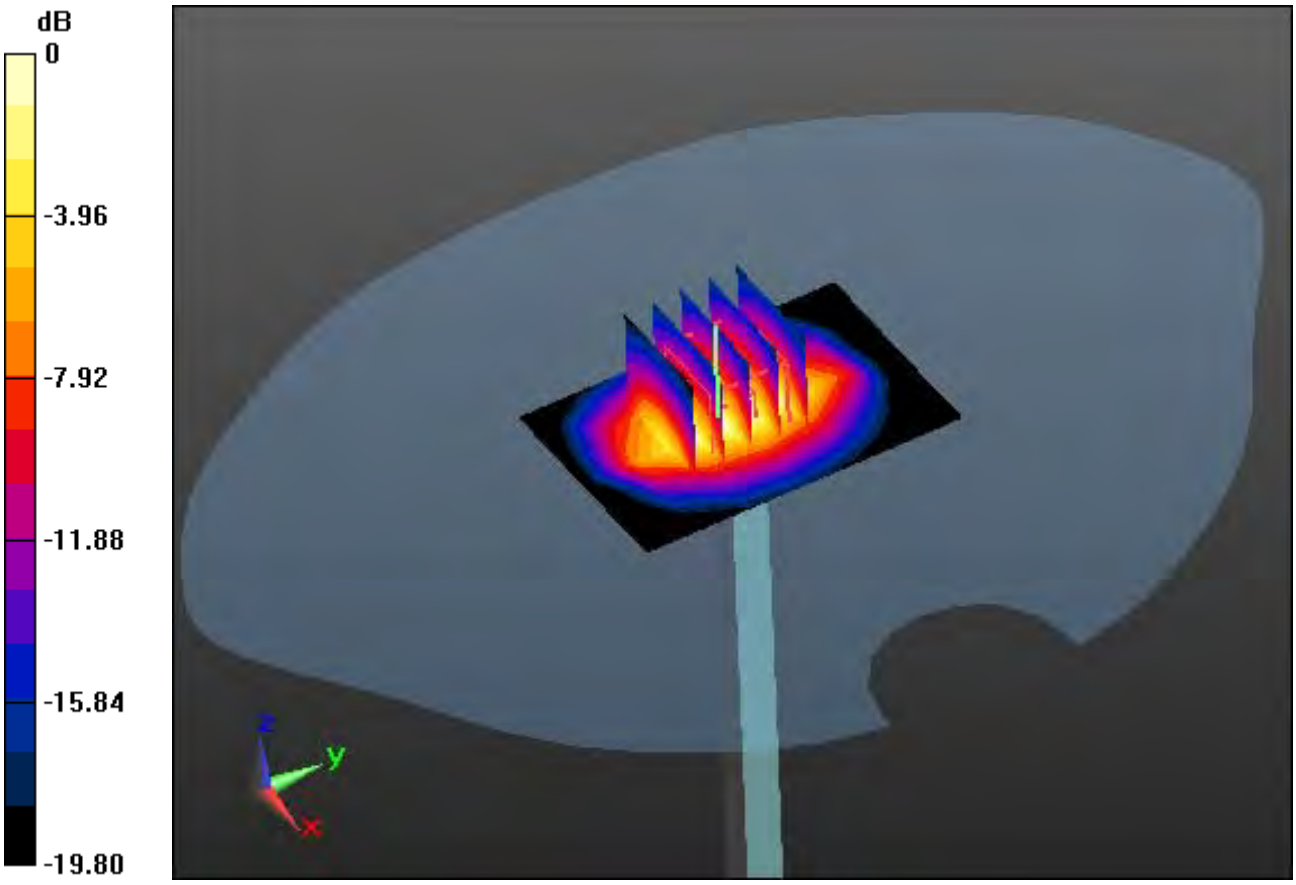

0 dB = 6.10 W/kg

DT&C Co., Ltd.

DUT: Dipole 1900 MHz; Type: D1900V2; Serial: D1900V2 - SN:5d029

Communication System: UID 0, CW (0); Frequency: 1900 MHz;Duty Cycle: 1:1
Medium parameters used: f = 1900 MHz; σ = 1.535 S/m; ε_r = 52.554; ρ = 1000 kg/m^3
Phantom section: Flat Section

DASY5 Configuration:
Probe: EX3DV4 - SN3866; ConvF(7.83, 7.83, 7.83); Calibrated: 2017-05-31; Electronics: DAE4 Sn1392
Sensor-Surface: 2mm (Mechanical Surface Detection)
Phantom: SAM (20deg probe tilt) with CRP v5.0; Type: QD000P40CD; Serial: TP:1837
Measurement SW: DASY52, Version 52.8 (8); SEMCAD X Version 14.6.10 (7331)

Test Date: 2017-12-05; Ambient Temp: 20.5; Tissue Temp: 21.0

1900 MHz System Verification

Area Scan (5x7x1): Measurement grid: dx=15mm, dy=15mm
Zoom Scan (5x5x7)/Cube 0: Measurement grid: dx=8mm, dy=8mm, dz=5mm
Power Drift = 0.08 dB
Peak SAR (extrapolated) = 7.82 W/kg
SAR(1 g) = 4.11 W/kg; SAR(10 g) = 2.06 W/kg

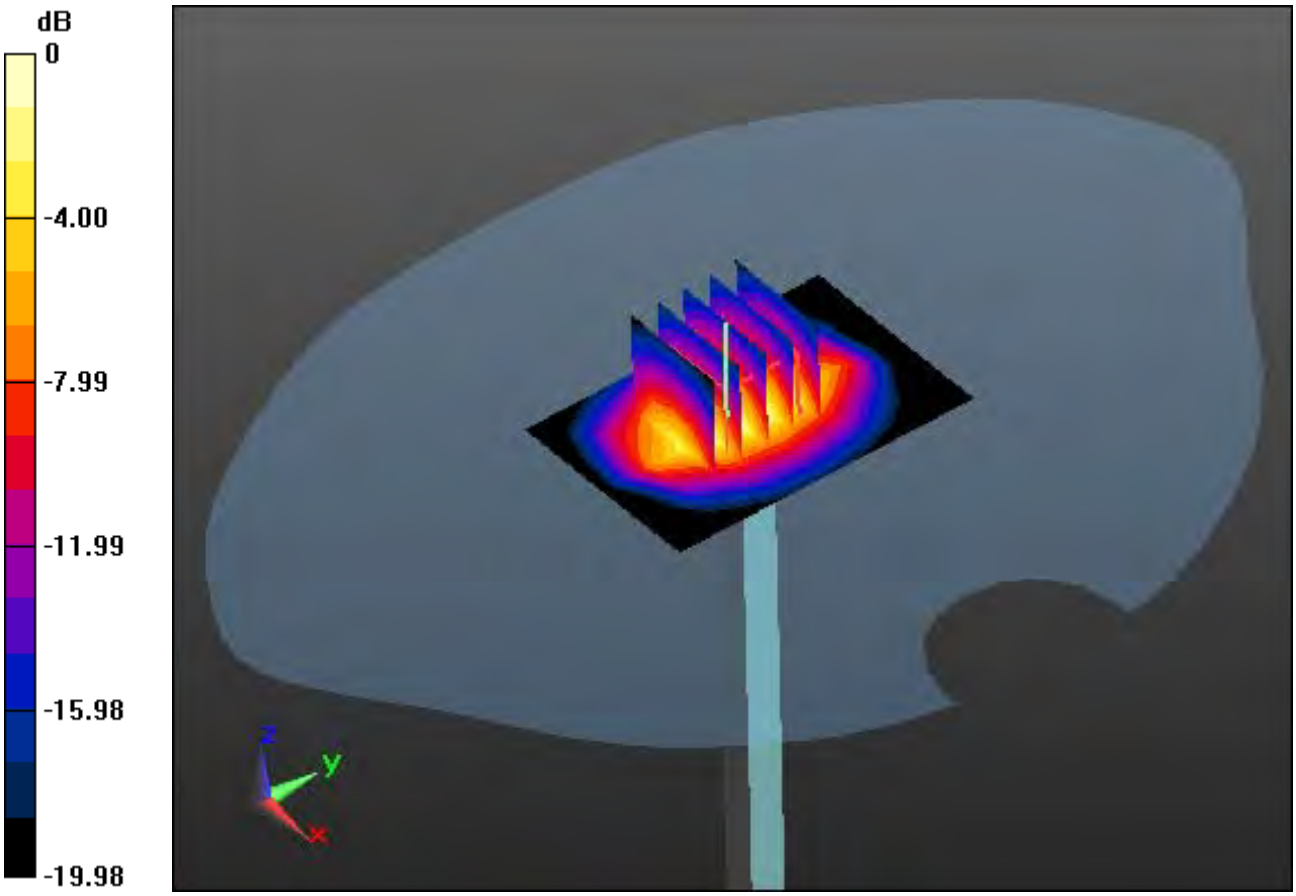

0 dB = 5.98 W/kg

DT&C Co., Ltd.

DUT: Dipole 2450 MHz; Type: D2450V2; Serial: D2450V2 - SN:726

Communication System: UID 0, CW (0); Frequency: 2450 MHz;Duty Cycle: 1:1
Medium parameters used: f = 2450 MHz; σ = 1.806 S/m; ε_r = 39.433; ρ = 1000 kg/m^3
Phantom section: Flat Section

DASY5 Configuration:
Probe: EX3DV4 - SN3866; ConvF(7.48, 7.48, 7.48); Calibrated: 2017-05-31; Electronics: DAE4 Sn1392
Sensor-Surface: 2mm (Mechanical Surface Detection)
Phantom: SAM (20deg probe tilt) with CRP v5.0; Type: QD000P40CD; Serial: TP:1837
Measurement SW: DASY52, Version 52.8 (8); SEMCAD X Version 14.6.10 (7331)

Test Date: 2017-12-06; Ambient Temp: 20.7; Tissue Temp: 20.9

2450 MHz System Verification

Area Scan (6x8x1): Measurement grid: dx=12mm, dy=12mm
Zoom Scan (7x7x7)/Cube 0: Measurement grid: dx=5mm, dy=5mm, dz=5mm
Power Drift = 0.07 dB
Peak SAR (extrapolated) = 12.2 W/kg
SAR(1 g) = 5.58 W/kg; SAR(10 g) = 2.51 W/kg

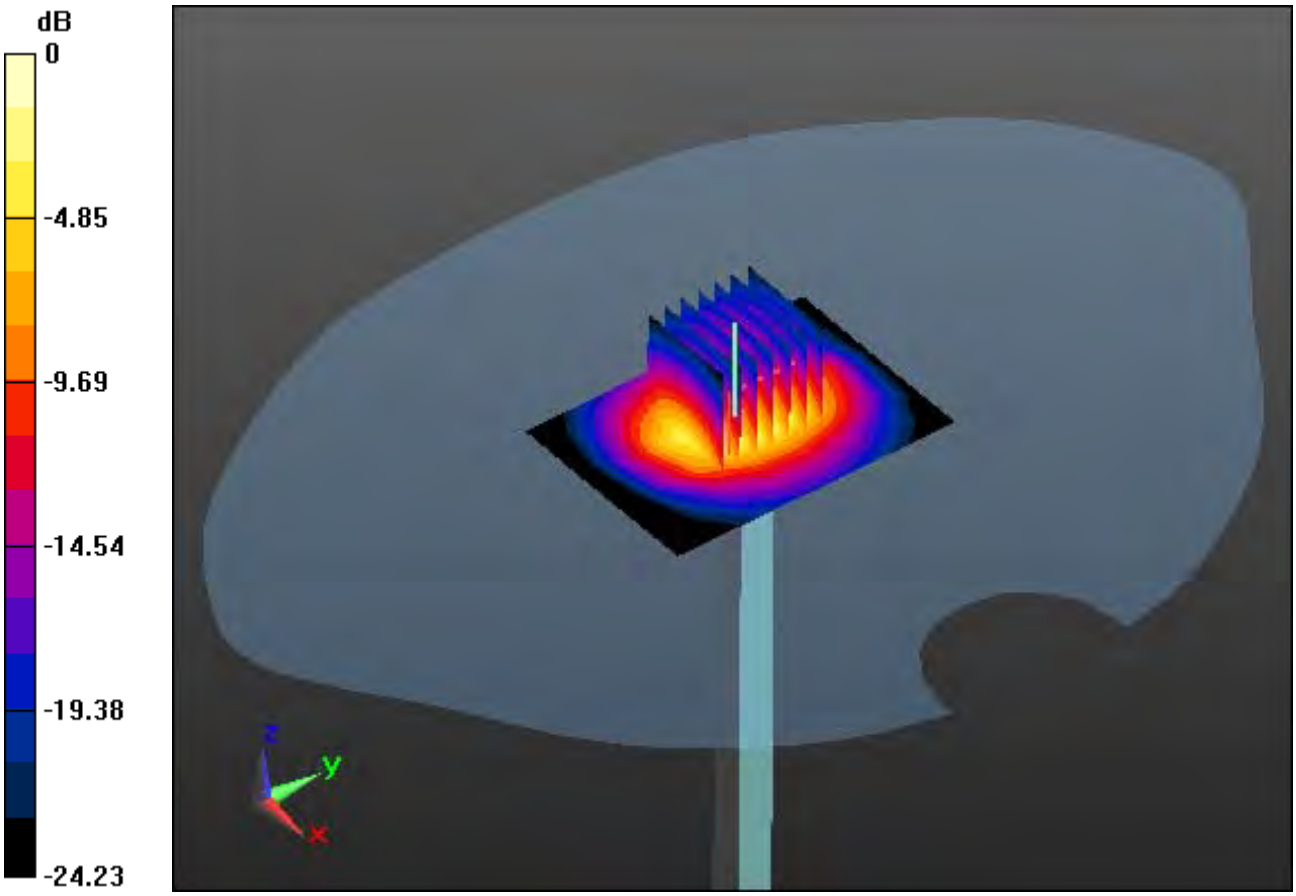

0 dB = 8.71 W/kg

DT&C Co., Ltd.

DUT: Dipole 2450 MHz; Type: D2450V2; Serial: D2450V2 - SN:726

Communication System: UID 0, CW (0); Frequency: 2450 MHz;Duty Cycle: 1:1
Medium parameters used: f = 2450 MHz; σ = 1.914 S/m; ε_r = 51.453; ρ = 1000 kg/m^3
Phantom section: Flat Section

DASY5 Configuration:
Probe: EX3DV4 - SN3866; ConvF(7.56, 7.56, 7.56); Calibrated: 2017-05-31; Electronics: DAE4 Sn1392
Sensor-Surface: 2mm (Mechanical Surface Detection)
Phantom: SAM (20deg probe tilt) with CRP v5.0; Type: QD000P40CD; Serial: TP:1837
Measurement SW: DASY52, Version 52.8 (8); SEMCAD X Version 14.6.10 (7331)

Test Date: 2017-12-06; Ambient Temp: 20.7; Tissue Temp: 21.1

2450 MHz System Verification

Area Scan (6x8x1): Measurement grid: dx=12mm, dy=12mm
Zoom Scan (7x7x7)/Cube 0: Measurement grid: dx=5mm, dy=5mm, dz=5mm
Power Drift = -0.10 dB
Peak SAR (extrapolated) = 11.1 W/kg
SAR(1 g) = 5.14 W/kg; SAR(10 g) = 2.32 W/kg

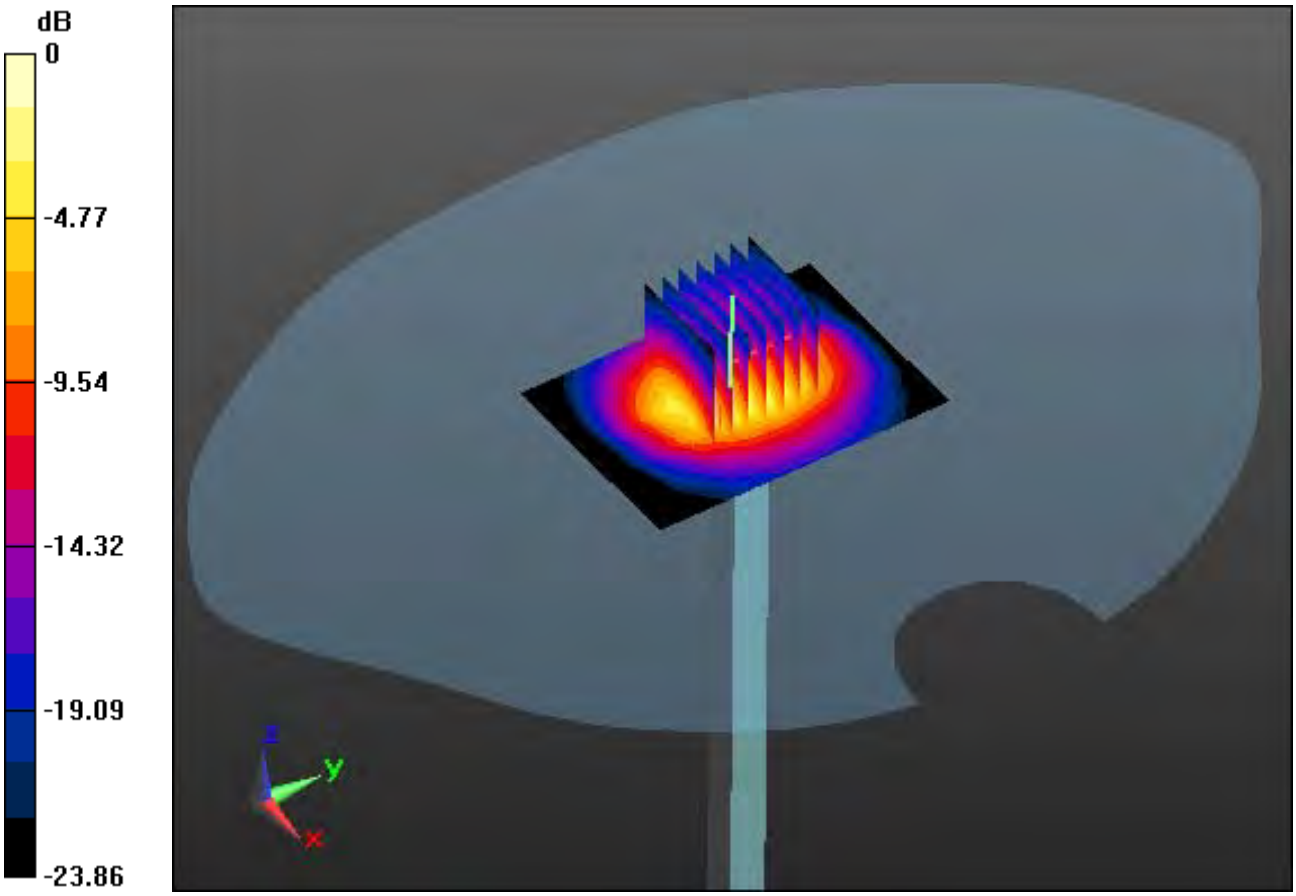

0 dB = 8.00 W/kg

DT&C Co., Ltd.

DUT: Dipole 5000 MHz; Type: D5GHzV2; Serial: D5GHzV2 - SN:1103

Communication System: UID 0, CW (0); Frequency: 5200 MHz;Duty Cycle: 1:1
Medium parameters used: f = 5200 MHz; σ = 4.649 S/m; ε_r = 35.62; ρ = 1000 kg/m^3
Phantom section: Flat Section

DASY5 Configuration:
Probe: EX3DV4 - SN3866; ConvF(5.33, 5.33, 5.33); Calibrated: 2017-05-31; Electronics: DAE4 Sn1392
Sensor-Surface: 1.4mm (Mechanical Surface Detection)
Phantom: SAM (20deg probe tilt) with CRP v5.0; Type: QD000P40CD; Serial: TP:1837
Measurement SW: DASY52, Version 52.8 (8); SEMCAD X Version 14.6.10 (7331)

Test Date: 2017-12-08; Ambient Temp: 20.7; Tissue Temp: 21.1

5200 MHz System Verification

Area Scan (7x8x1): Measurement grid: dx=10mm, dy=10mm
Zoom Scan (8x8x7)/Cube 0: Measurement grid: dx=4mm, dy=4mm, dz=1.4mm, Graded Ratio: 1.4
Power Drift = 0.01 dB
Peak SAR (extrapolated) = 32.4 W/kg
SAR(1 g) = 7.82 W/kg; SAR(10 g) = 2.16 W/kg

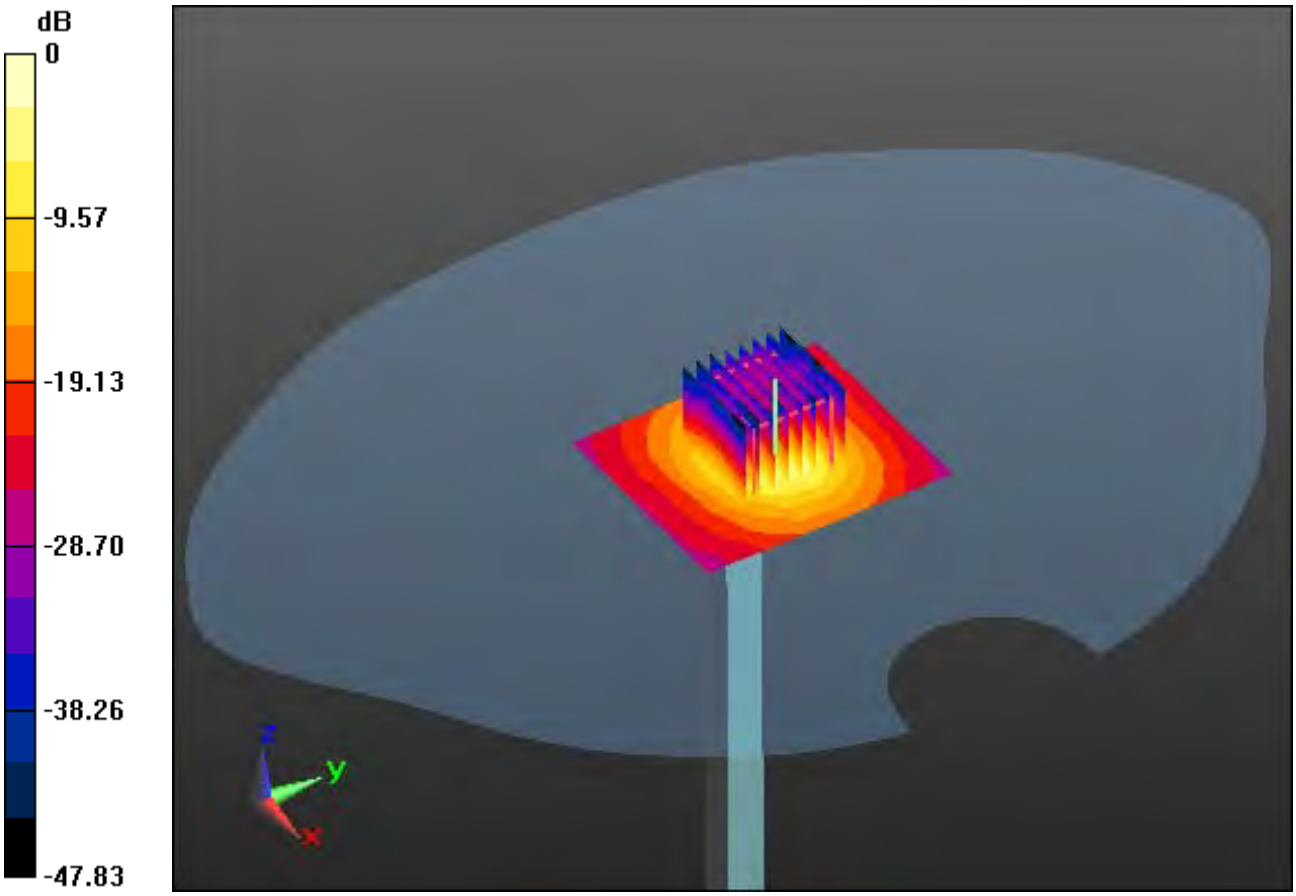

0 dB = 17.2 W/kg

DT&C Co., Ltd.

DUT: Dipole 5000 MHz; Type: D5GHzV2; Serial: D5GHzV2 - SN:1103

Communication System: UID 0, CW (0); Frequency: 5300 MHz;Duty Cycle: 1:1
Medium parameters used: f = 5300 MHz; σ = 4.69 S/m; ε_r = 35.173; ρ = 1000 kg/m^3
Phantom section: Flat Section

DASY5 Configuration:
Probe: EX3DV4 - SN3866; ConvF(5.25, 5.25, 5.25); Calibrated: 2017-05-31; Electronics: DAE4 Sn1392
Sensor-Surface: 1.4mm (Mechanical Surface Detection)
Phantom: SAM (20deg probe tilt) with CRP v5.0; Type: QD000P40CD; Serial: TP:1837
Measurement SW: DASY52, Version 52.8 (8); SEMCAD X Version 14.6.10 (7331)

Test Date: 2017-12-07; Ambient Temp: 20.6; Tissue Temp: 21.0

5300 MHz System Verification

Area Scan (7x8x1): Measurement grid: dx=10mm, dy=10mm
Zoom Scan (8x8x7)/Cube 0: Measurement grid: dx=4mm, dy=4mm, dz=1.4mm, Graded Ratio: 1.4
Power Drift = -0.19 dB
Peak SAR (extrapolated) = 34.8 W/kg
SAR(1 g) = 8.76 W/kg; SAR(10 g) = 2.56 W/kg

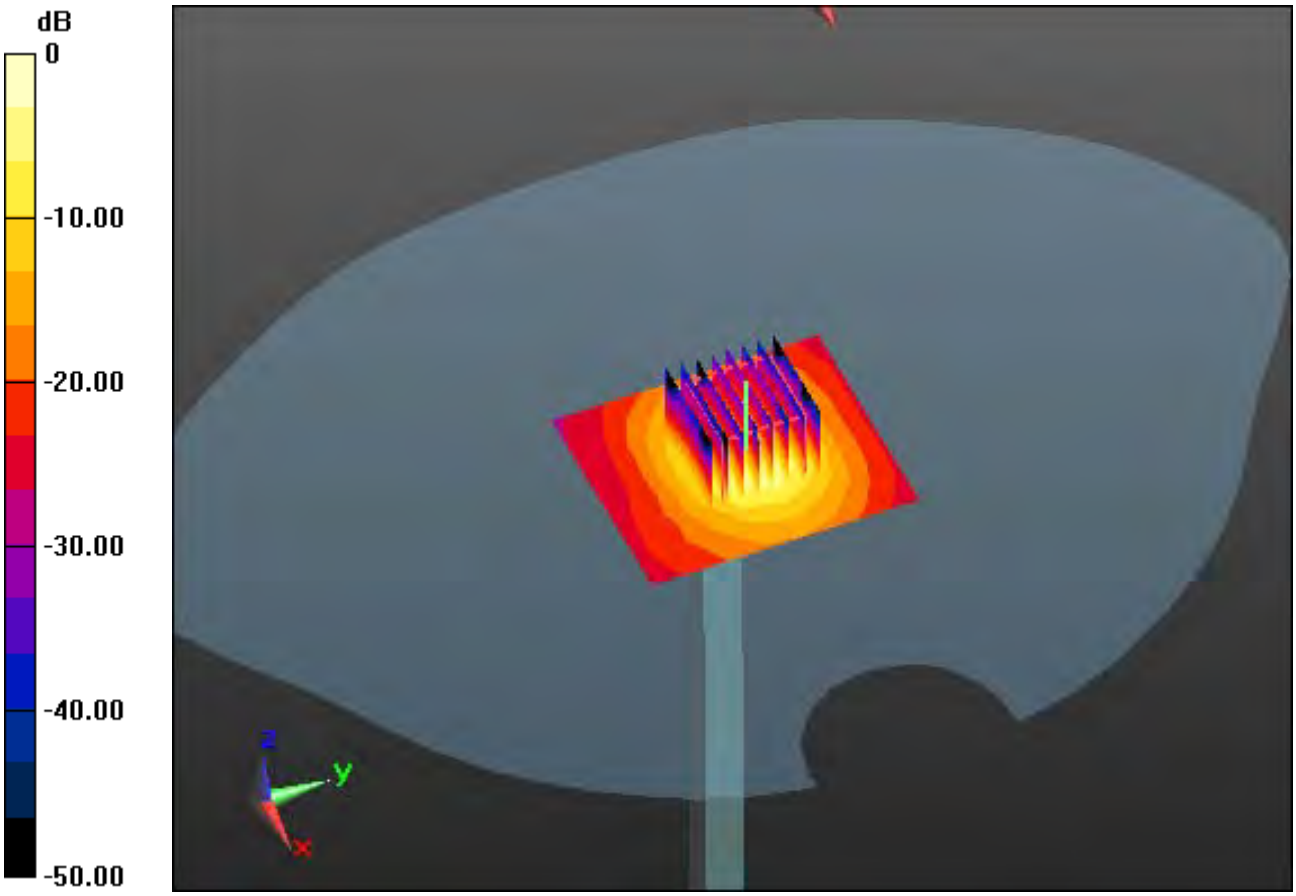

0 dB = 18.1 W/kg

DT&C Co., Ltd.

DUT: Dipole 5000 MHz; Type: D5GHzV2; Serial: D5GHzV2 - SN:1103

Communication System: UID 0, CW (0); Frequency: 5300 MHz;Duty Cycle: 1:1
Medium parameters used: f = 5300 MHz; σ = 5.45 S/m; ε_r = 49.069; ρ = 1000 kg/m^3
Phantom section: Flat Section

DASY5 Configuration:
Probe: EX3DV4 - SN3866; ConvF(4.78, 4.78, 4.78); Calibrated: 2017-05-31; Electronics: DAE4 Sn1392
Sensor-Surface: 1.4mm (Mechanical Surface Detection)
Phantom: SAM (20deg probe tilt) with CRP v5.0; Type: QD000P40CD; Serial: TP:1837
Measurement SW: DASY52, Version 52.8 (8); SEMCAD X Version 14.6.10 (7331)

Test Date: 2017-12-07; Ambient Temp: 20.6; Tissue Temp: 20.9

5300 MHz System Verification

Area Scan (7x8x1): Measurement grid: dx=10mm, dy=10mm
Zoom Scan (8x8x7)/Cube 0: Measurement grid: dx=4mm, dy=4mm, dz=1.4mm, Graded Ratio: 1.4
Power Drift = -0.18 dB
Peak SAR (extrapolated) = 32.7 W/kg
SAR(1 g) = 7.89 W/kg; SAR(10 g) = 2.19 W/kg

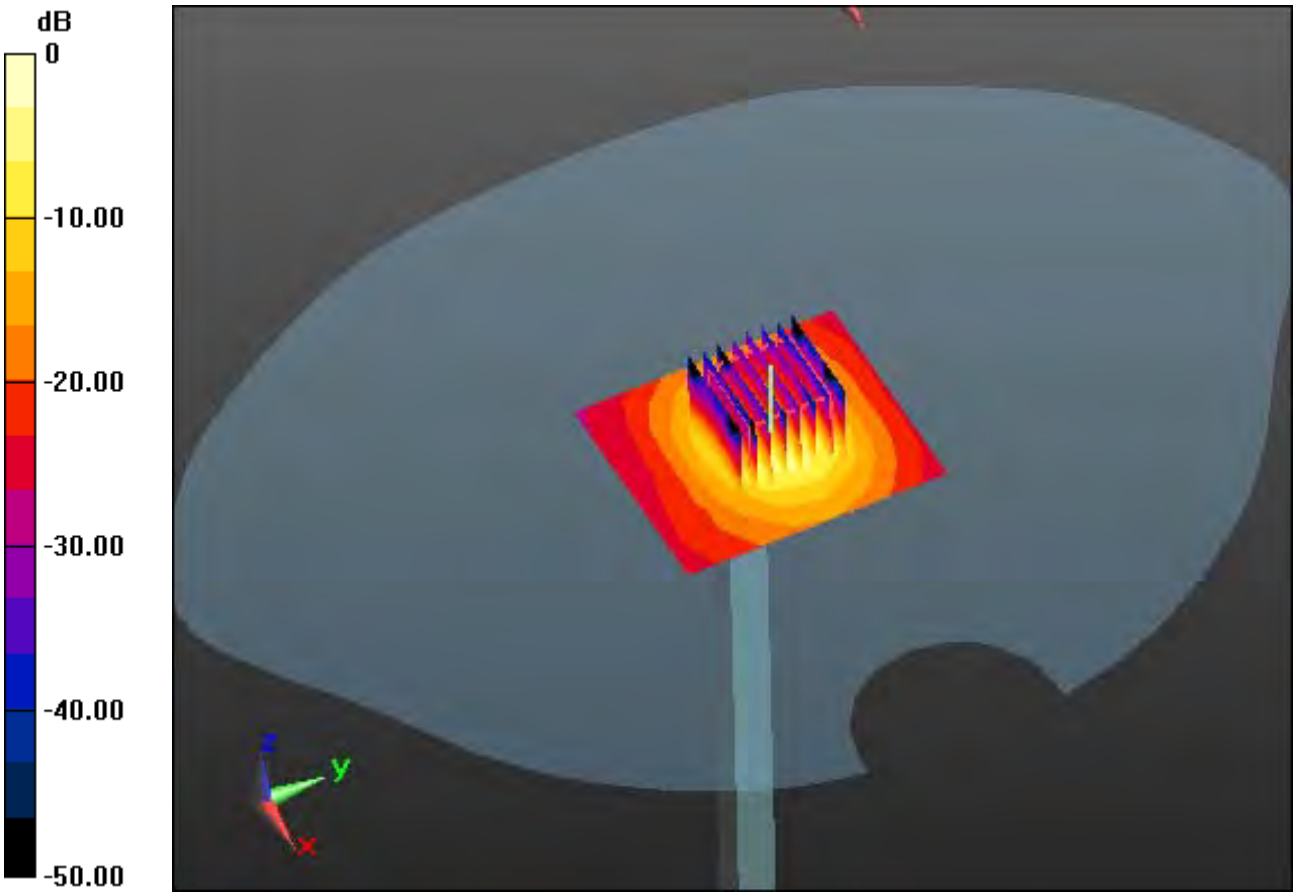

0 dB = 17.6 W/kg

DT&C Co., Ltd.

DUT: Dipole 5000 MHz; Type: D5GHzV2; Serial: D5GHzV2 - SN:1103

Communication System: UID 0, CW (0); Frequency: 5600 MHz;Duty Cycle: 1:1
Medium parameters used: f = 5600 MHz; σ = 5.153 S/m; ε_r = 35.725; ρ = 1000 kg/m^3
Phantom section: Flat Section

DASY5 Configuration:
Probe: EX3DV4 - SN3866; ConvF(4.68, 4.68, 4.68); Calibrated: 2017-05-31; Electronics: DAE4 Sn1392
Sensor-Surface: 1.4mm (Mechanical Surface Detection)
Phantom: SAM (20deg probe tilt) with CRP v5.0; Type: QD000P40CD; Serial: TP:1837
Measurement SW: DASY52, Version 52.8 (8); SEMCAD X Version 14.6.10 (7331)

Test Date: 2017-12-12; Ambient Temp: 21.0; Tissue Temp: 21.3

5600 MHz System Verification

Area Scan (7x8x1): Measurement grid: dx=10mm, dy=10mm
Zoom Scan (8x8x7)/Cube 0: Measurement grid: dx=4mm, dy=4mm, dz=1.4mm, Graded Ratio: 1.4
Power Drift = 0.09 dB
Peak SAR (extrapolated) = 31.7 W/kg
SAR(1 g) = 8.48 W/kg; SAR(10 g) = 2.39 W/kg

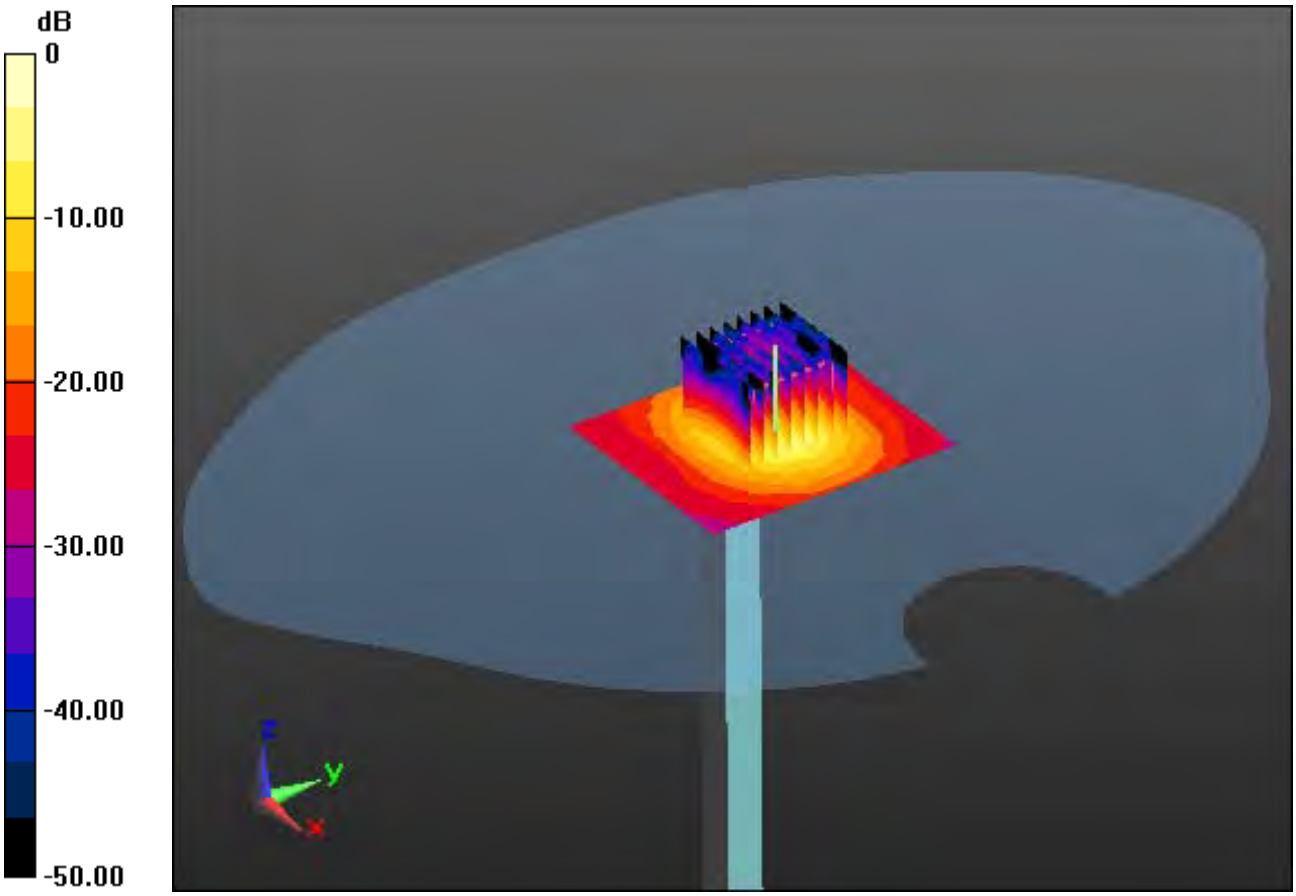

0 dB = 17.6 W/kg

DT&C Co., Ltd.

DUT: Dipole 5000 MHz; Type: D5GHzV2; Serial: D5GHzV2 - SN:1103

Communication System: UID 0, CW (0); Frequency: 5600 MHz;Duty Cycle: 1:1
Medium parameters used: f = 5600 MHz; σ = 5.909 S/m; ε_r = 48.532; ρ = 1000 kg/m^3
Phantom section: Flat Section

DASY5 Configuration:
Probe: EX3DV4 - SN3866; ConvF(4.03, 4.03, 4.03); Calibrated: 2017-05-31; Electronics: DAE4 Sn1392
Sensor-Surface: 1.4mm (Mechanical Surface Detection)
Phantom: SAM (20deg probe tilt) with CRP v5.0; Type: QD000P40CD; Serial: TP:1837
Measurement SW: DASY52, Version 52.8 (8); SEMCAD X Version 14.6.10 (7331)

Test Date: 2017-12-12; Ambient Temp: 21.0; Tissue Temp: 21.5

5600 MHz System Verification

Area Scan (7x8x1): Measurement grid: dx=10mm, dy=10mm
Zoom Scan (8x8x7)/Cube 0: Measurement grid: dx=4mm, dy=4mm, dz=1.4mm, Graded Ratio: 1.4
Power Drift = 0.09 dB
Peak SAR (extrapolated) = 31.4 W/kg
SAR(1 g) = 8.49 W/kg; SAR(10 g) = 2.38 W/kg

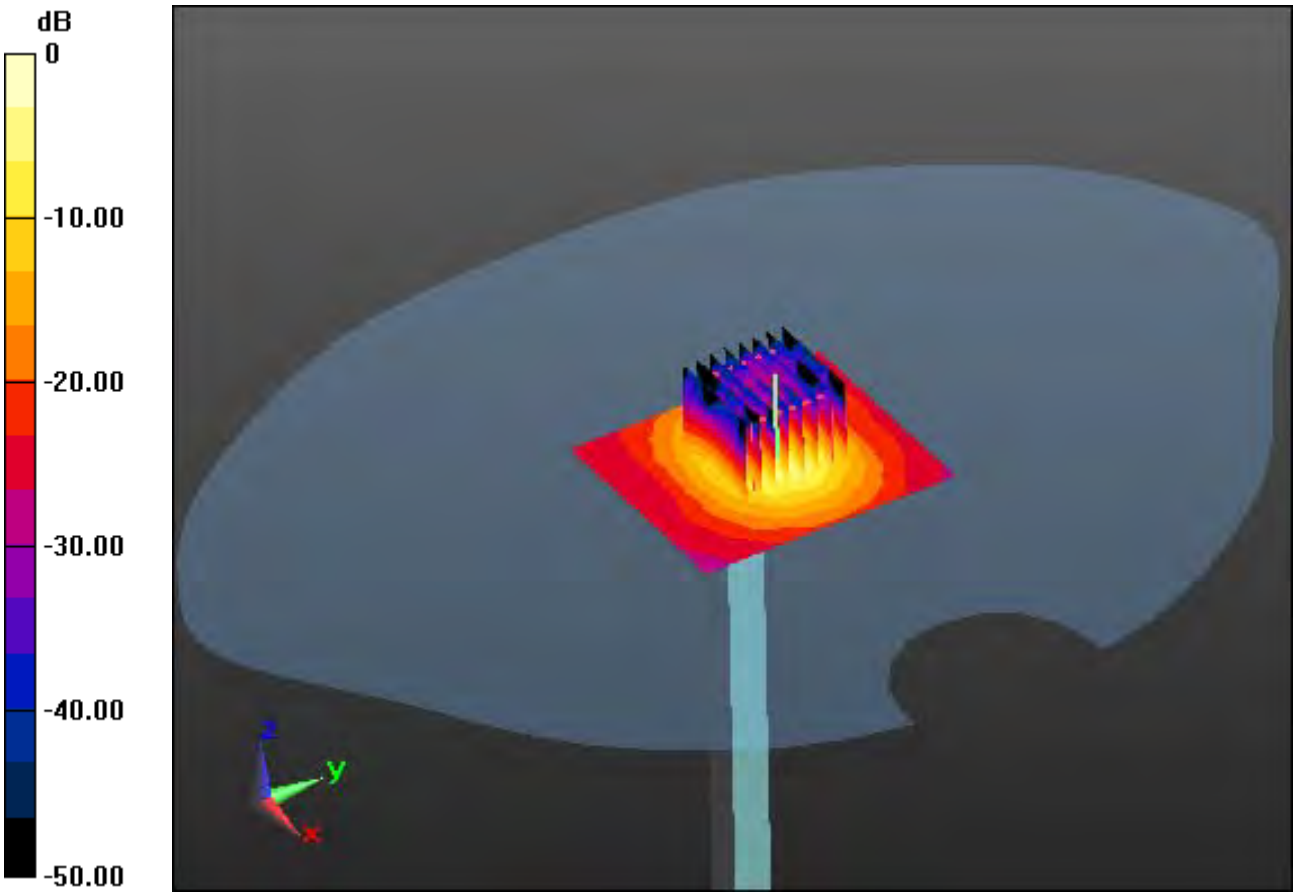

0 dB = 17.9 W/kg

DT&C Co., Ltd.

DUT: FA24; Type: Bar

Communication System: UID 0, PCS 1900 (0); Frequency: 1880 MHz;Duty Cycle: 1:8.3
Medium parameters used: f = 1880 MHz; σ = 1.403 S/m; ε_r = 41.505; ρ = 1000 kg/m^3
Phantom section: Right Section

DASY5 Configuration:
Probe: EX3DV4 - SN3866; ConvF(7.93, 7.93, 7.93); Calibrated: 2017-05-31; Electronics: DAE4 Sn1392
Sensor-Surface: 2mm (Mechanical Surface Detection)
Phantom: SAM (20deg probe tilt) with CRP v5.0; Type: QD000P40CD; Serial: TP:1837
Measurement SW: DASY52, Version 52.8 (8); SEMCAD X Version 14.6.10 (7331)

Test Date: 2017-12-05; Ambient Temp: 20.5; Tissue Temp: 20.8

Right Touch, PCS1900 Ch. 661, Ant Internal, Standard Battery

Area Scan (9x14x1): Measurement grid: dx=15mm, dy=15mm
Zoom Scan (5x5x7)/Cube 0: Measurement grid: dx=8mm, dy=8mm, dz=5mm
Power Drift = 0.16 dB
Peak SAR (extrapolated) = 0.114 W/kg
SAR(1 g) = 0.025 W/kg; SAR(10 g) = 0.015 W/kg

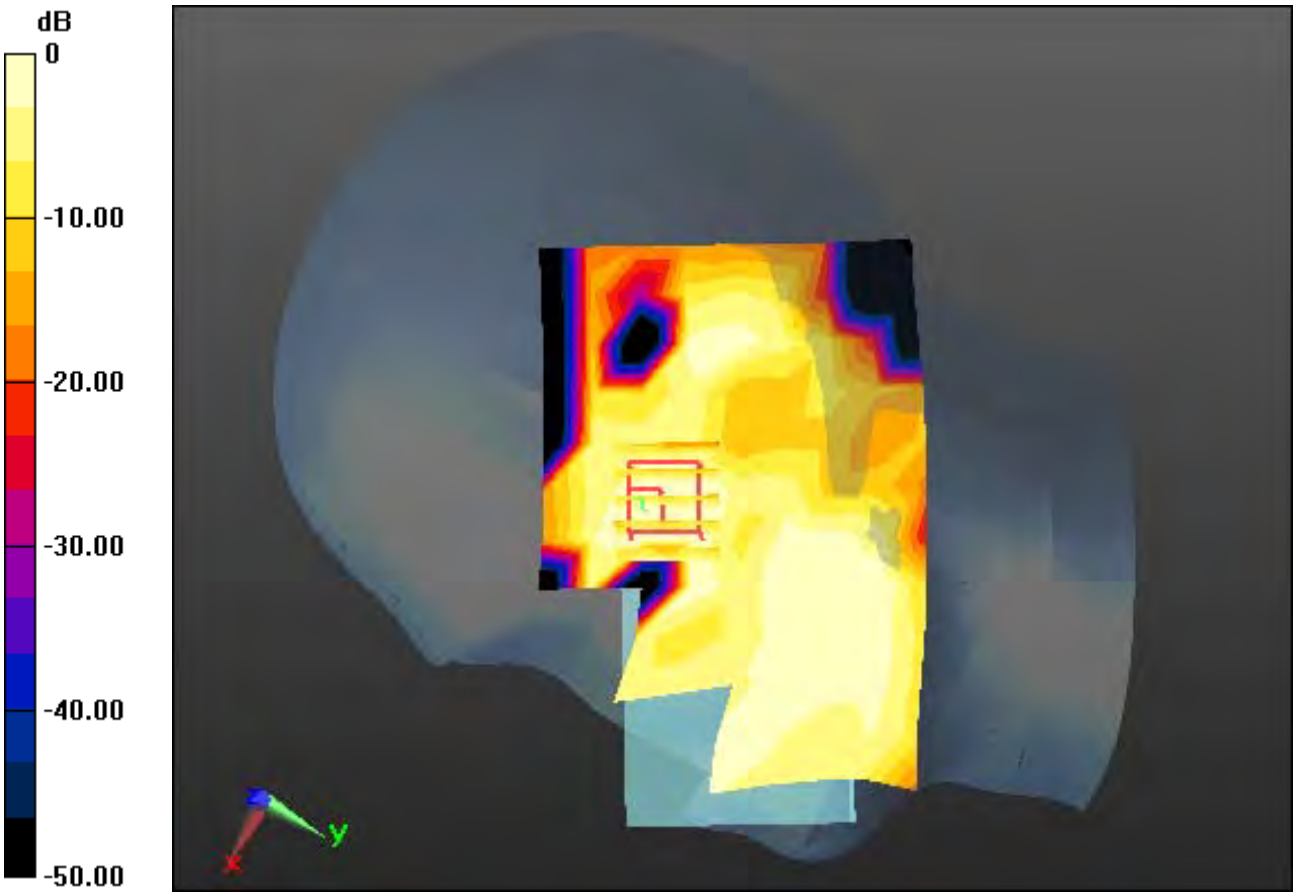

0 dB = 0.0332 W/kg

DT&C Co., Ltd.

DUT: FA24; Type: Bar

Communication System: UID 0, PCS1900_Class 10 (0); Frequency: 1880 MHz;Duty Cycle: 1:4.15
Medium parameters used: f = 1880 MHz; σ = 1.403 S/m; ε_r = 41.505; ρ = 1000 kg/m^3
Phantom section: Left Section

DASY5 Configuration:
Probe: EX3DV4 - SN3866; ConvF(7.93, 7.93, 7.93); Calibrated: 2017-05-31; Electronics: DAE4 Sn1392
Sensor-Surface: 2mm (Mechanical Surface Detection)
Phantom: SAM (20deg probe tilt) with CRP v5.0; Type: QD000P40CD; Serial: TP:1837
Measurement SW: DASY52, Version 52.8 (8); SEMCAD X Version 14.6.10 (7331)

Test Date: 2017-12-05; Ambient Temp: 20.5; Tissue Temp: 20.8

Left Touch, PCS1900 GPRS 2Tx Ch. 661, Ant Internal, Standard Battery

Area Scan (9x14x1): Measurement grid: dx=15mm, dy=15mm
Zoom Scan (5x5x7)/Cube 0: Measurement grid: dx=8mm, dy=8mm, dz=5mm
Power Drift = 0.19 dB
Peak SAR (extrapolated) = 0.0820 W/kg
SAR(1 g) = 0.045 W/kg; SAR(10 g) = 0.017 W/kg

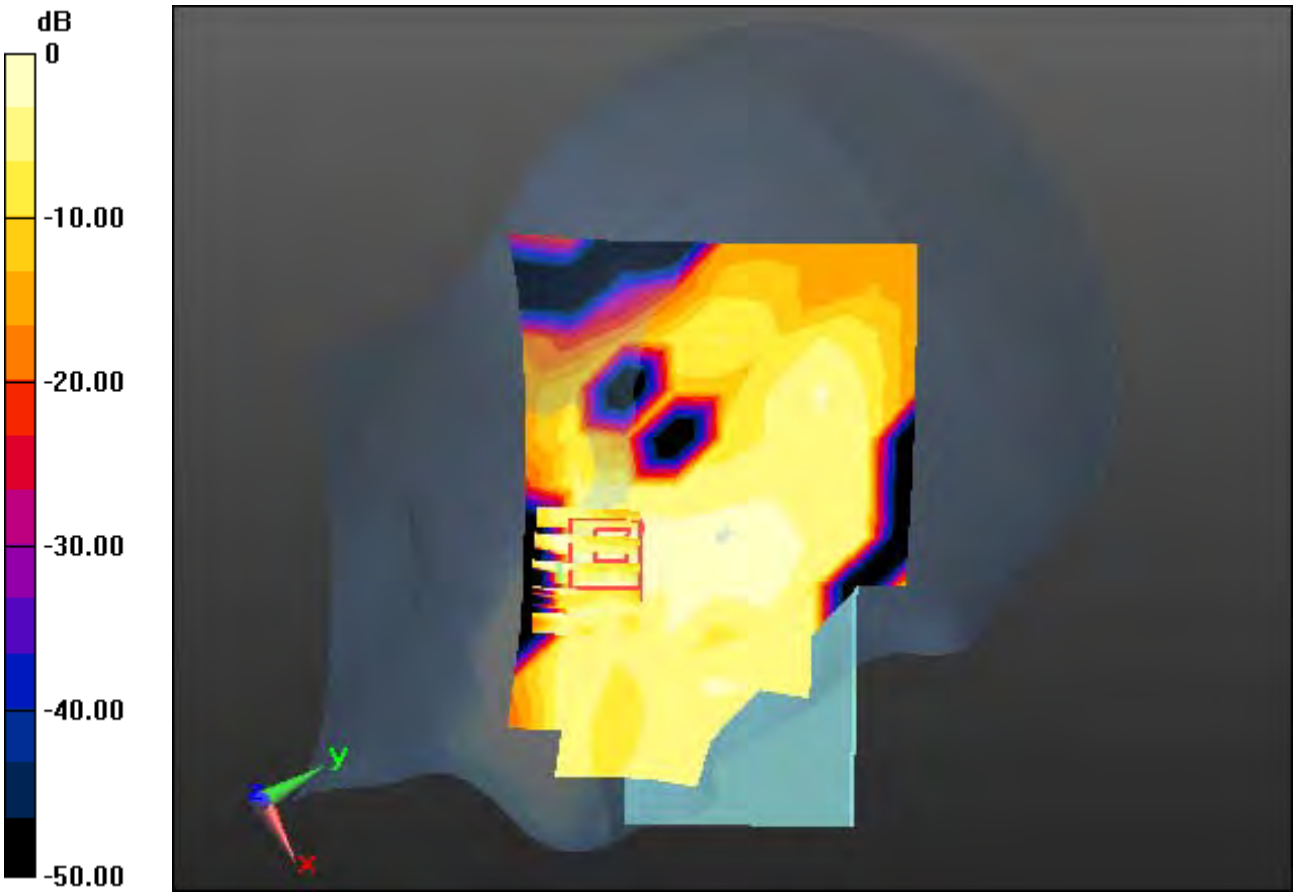

0 dB = 0.0809 W/kg

DT&C Co., Ltd.

DUT: FA24; Type: Bar

Communication System: UID 0, W-LAN (0); Frequency: 2462 MHz;Duty Cycle: 1:1
Medium parameters used: f = 2462 MHz; σ = 1.82 S/m; ε_r = 39.387; ρ = 1000 kg/m^3
Phantom section: Left Section

DASY5 Configuration:
Probe: EX3DV4 - SN3866; ConvF(7.48, 7.48, 7.48); Calibrated: 2017-05-31; Electronics: DAE4 Sn1392
Sensor-Surface: 2mm (Mechanical Surface Detection)
Phantom: SAM (20deg probe tilt) with CRP v5.0; Type: QD000P40CD; Serial: TP:1837
Measurement SW: DASY52, Version 52.8 (8); SEMCAD X Version 14.6.10 (7331)

Test Date: 2017-12-06; Ambient Temp: 20.7; Tissue Temp: 20.9

Left Touch, W-LAN(802.11b) Ch. 11, Ant Internal, Standard Battery

Area Scan (8x14x1): Measurement grid: dx=15mm, dy=15mm
Zoom Scan (5x5x7)/Cube 0: Measurement grid: dx=8mm, dy=8mm, dz=5mm
Power Drift = 0.14 dB
Peak SAR (extrapolated) = 1.01 W/kg
SAR(1 g) = 0.371 W/kg; SAR(10 g) = 0.141 W/kg



0 dB = 0.666 W/kg

DT&C Co., Ltd.

DUT: FA24; Type: Bar

Communication System: UID 0, W-LAN(5G) (0); Frequency: 5220 MHz;Duty Cycle: 1:1
Medium parameters used: f = 5220 MHz; σ = 4.669 S/m; ε_r = 35.559; ρ = 1000 kg/m^3
Phantom section: Left Section

DASY5 Configuration:
Probe: EX3DV4 - SN3866; ConvF(5.33, 5.33, 5.33); Calibrated: 2017-05-31; Electronics: DAE4 Sn1392
Sensor-Surface: 1.4mm (Mechanical Surface Detection)
Phantom: SAM (20deg probe tilt) with CRP v5.0; Type: QD000P40CD; Serial: TP:1837
Measurement SW: DASY52, Version 52.8 (8); SEMCAD X Version 14.6.10 (7331)

Test Date: 2017-12-08; Ambient Temp: 20.7; Tissue Temp: 21.1

Left Touch, W-LAN(802.11n HT20) Ch. 44, Ant Internal, Standard Battery

Area Scan (12x21x1): Measurement grid: dx=10mm, dy=10mm
Zoom Scan (8x8x7)/Cube 0: Measurement grid: dx=4mm, dy=4mm, dz=1.4mm, Graded Ratio: 1.4
Power Drift = 0.09 dB
Peak SAR (extrapolated) = 1.65 W/kg
SAR(1 g) = 0.417 W/kg; SAR(10 g) = 0.108 W/kg

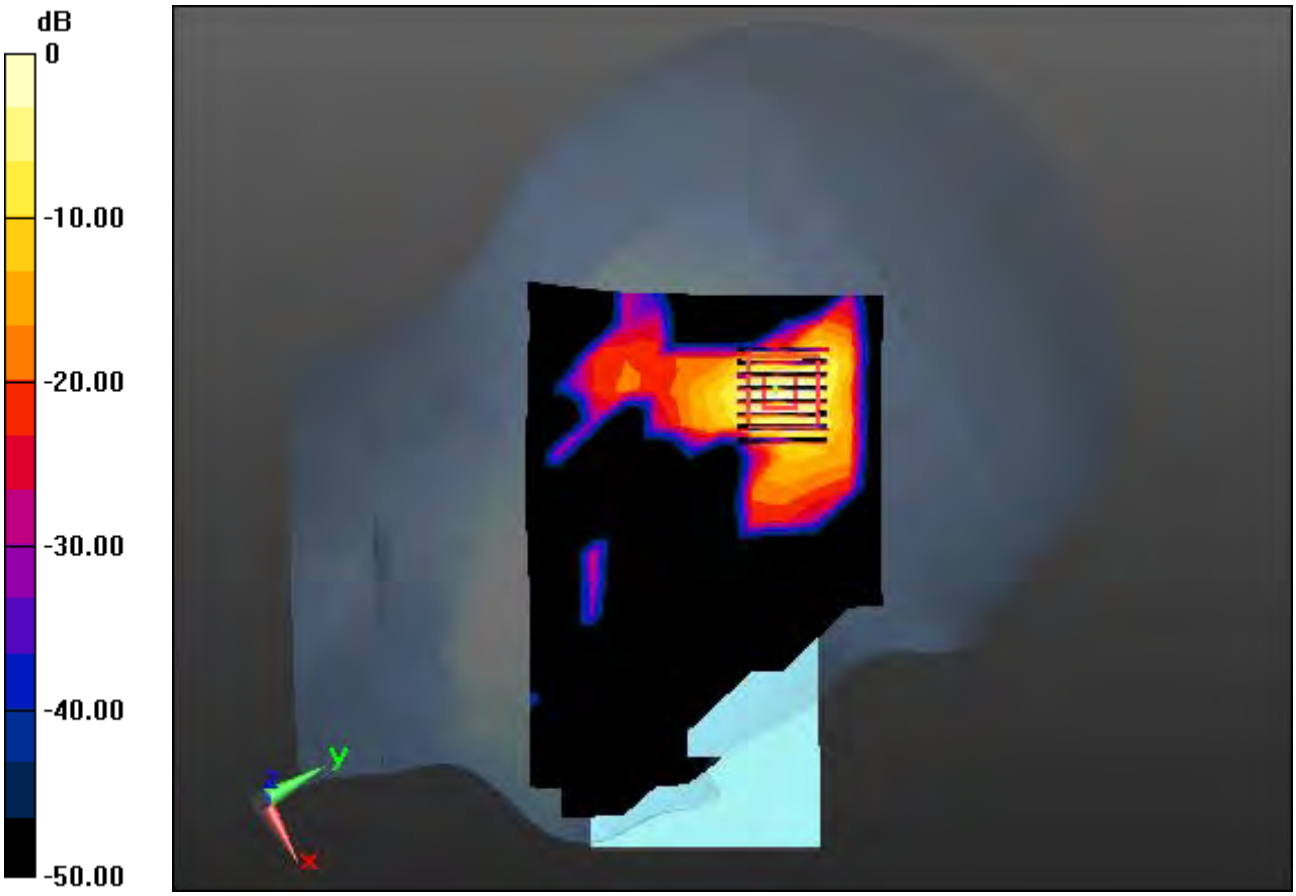

0 dB = 1.09 W/kg

DT&C Co., Ltd.

DUT: FA24; Type: Bar

Communication System: UID 0, W-LAN(5G) (0); Frequency: 5320 MHz;Duty Cycle: 1:1
Medium parameters used: f = 5320 MHz; σ = 4.712 S/m; ε_r = 35.134; ρ = 1000 kg/m^3
Phantom section: Left Section

DASY5 Configuration:
Probe: EX3DV4 - SN3866; ConvF(5.25, 5.25, 5.25); Calibrated: 2017-05-31; Electronics: DAE4 Sn1392
Sensor-Surface: 1.4mm (Mechanical Surface Detection)
Phantom: SAM (20deg probe tilt) with CRP v5.0; Type: QD000P40CD; Serial: TP:1837
Measurement SW: DASY52, Version 52.8 (8); SEMCAD X Version 14.6.10 (7331)

Test Date: 2017-12-07; Ambient Temp: 20.6; Tissue Temp: 21.0

Left Touch, W-LAN(802.11n HT20) Ch. 64, Ant Internal, Standard Battery

Area Scan (12x21x1): Measurement grid: dx=10mm, dy=10mm
Zoom Scan (8x8x7)/Cube 0: Measurement grid: dx=4mm, dy=4mm, dz=1.4mm, Graded Ratio: 1.4
Power Drift = 0.18 dB
Peak SAR (extrapolated) = 3.59 W/kg
SAR(1 g) = 0.867 W/kg; SAR(10 g) = 0.237 W/kg



0 dB = 2.13 W/kg

DT&C Co., Ltd.

DUT: FA24; Type: Bar

Communication System: UID 0, W-LAN(5G) (0); Frequency: 5660 MHz;Duty Cycle: 1:1
Medium parameters used: f = 5660 MHz; σ = 5.222 S/m; ε_r = 35.61; ρ = 1000 kg/m^3
Phantom section: Left Section

DASY5 Configuration:
Probe: EX3DV4 - SN3866; ConvF(4.68, 4.68, 4.68); Calibrated: 2017-05-31; Electronics: DAE4 Sn1392
Sensor-Surface: 1.4mm (Mechanical Surface Detection)
Phantom: SAM (20deg probe tilt) with CRP v5.0; Type: QD000P40CD; Serial: TP:1837
Measurement SW: DASY52, Version 52.8 (8); SEMCAD X Version 14.6.10 (7331)

Test Date: 2017-12-12; Ambient Temp: 21.0; Tissue Temp: 21.3

Left Touch, W-LAN(802.11n HT20) Ch. 132, Ant Internal, Standard Battery

Area Scan (12x21x1): Measurement grid: dx=10mm, dy=10mm
Zoom Scan (8x8x7)/Cube 0: Measurement grid: dx=4mm, dy=4mm, dz=1.4mm, Graded Ratio: 1.4
Power Drift = 0.11 dB
Peak SAR (extrapolated) = 2.97 W/kg
SAR(1 g) = 0.666 W/kg; SAR(10 g) = 0.172 W/kg



0 dB = 1.77 W/kg

DT&C Co., Ltd.

DUT: FA24; Type: Bar

Communication System: UID 0, PCS 1900 (0); Frequency: 1880 MHz;Duty Cycle: 1:8.3
Medium parameters used: f = 1880 MHz; σ = 1.516 S/m; ε_r = 52.614; ρ = 1000 kg/m^3
Phantom section: Flat Section

DASY5 Configuration:
Probe: EX3DV4 - SN3866; ConvF(7.83, 7.83, 7.83); Calibrated: 2017-05-31; Electronics: DAE4 Sn1392
Sensor-Surface: 2mm (Mechanical Surface Detection)
Phantom: SAM (20deg probe tilt) with CRP v5.0; Type: QD000P40CD; Serial: TP:1837
Measurement SW: DASY52, Version 52.8 (8); SEMCAD X Version 14.6.10 (7331)

Test Date: 2017-12-05; Ambient Temp: 20.5; Tissue Temp: 21.0

1cm space from Body, Rear, PCS1900 Ch. 661, Ant Internal

Area Scan (8x14x1): Measurement grid: dx=15mm, dy=15mm
Zoom Scan (5x5x7)/Cube 0: Measurement grid: dx=8mm, dy=8mm, dz=5mm
Power Drift = -0.01 dB
Peak SAR (extrapolated) = 0.523 W/kg
SAR(1 g) = 0.305 W/kg; SAR(10 g) = 0.175 W/kg

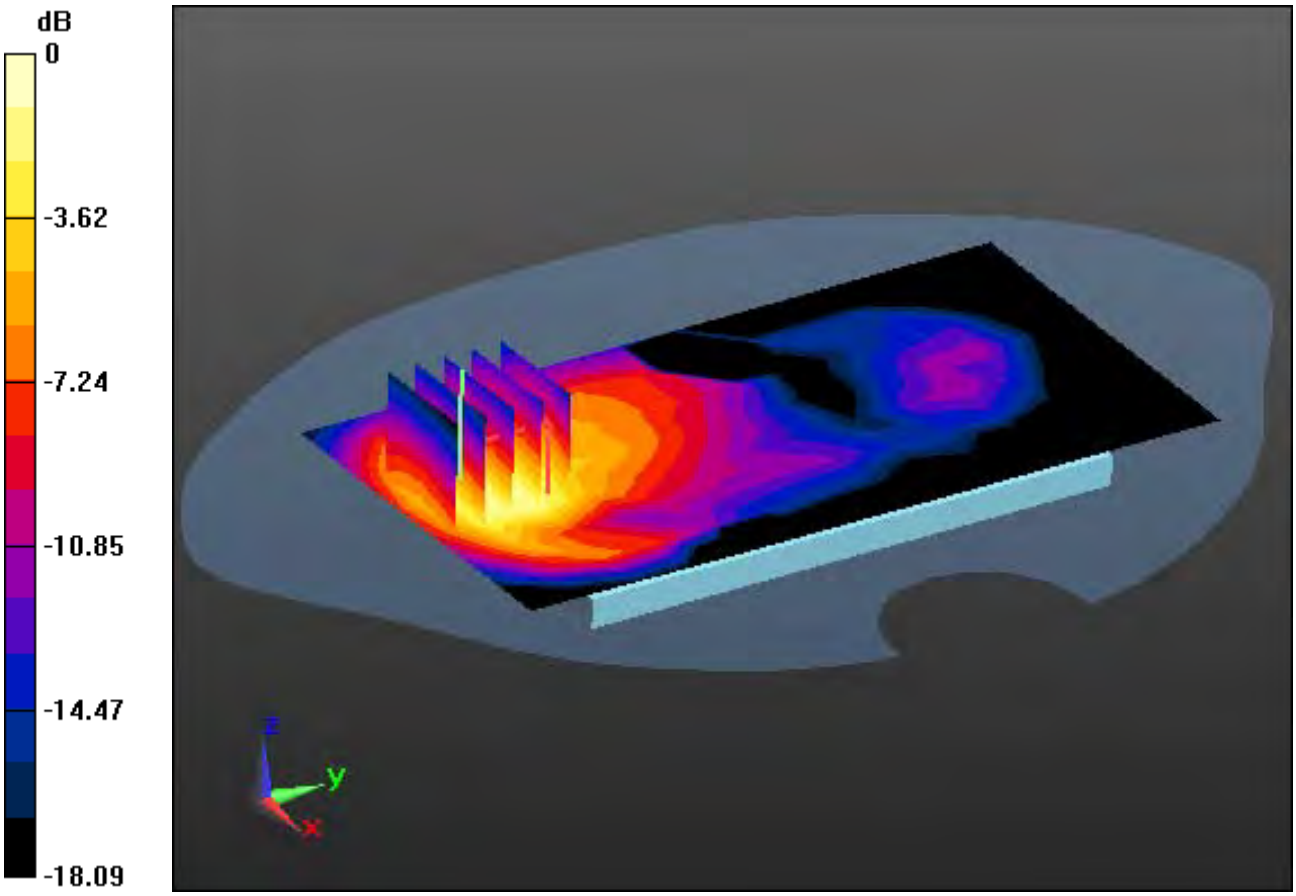

0 dB = 0.410 W/kg

DT&C Co., Ltd.

DUT: FA24; Type: Bar

Communication System: UID 0, PCS1900_Class 10 (0); Frequency: 1880 MHz;Duty Cycle: 1:4.15
Medium parameters used: f = 1880 MHz; σ = 1.516 S/m; ε_r = 52.614; ρ = 1000 kg/m^3
Phantom section: Flat Section

DASY5 Configuration:
Probe: EX3DV4 - SN3866; ConvF(7.83, 7.83, 7.83); Calibrated: 2017-05-31; Electronics: DAE4 Sn1392
Sensor-Surface: 2mm (Mechanical Surface Detection)
Phantom: SAM (20deg probe tilt) with CRP v5.0; Type: QD000P40CD; Serial: TP:1837
Measurement SW: DASY52, Version 52.8 (8); SEMCAD X Version 14.6.10 (7331)

Test Date: 2017-12-05; Ambient Temp: 20.5; Tissue Temp: 21.0

1cm space from Body, Rear, PCS1900 GPRS 2Tx Ch. 661, Ant Internal

Area Scan (8x14x1): Measurement grid: dx=15mm, dy=15mm
Zoom Scan (5x5x7)/Cube 0: Measurement grid: dx=8mm, dy=8mm, dz=5mm
Power Drift = 0.09 dB
Peak SAR (extrapolated) = 0.768 W/kg
SAR(1 g) = 0.444 W/kg; SAR(10 g) = 0.256 W/kg

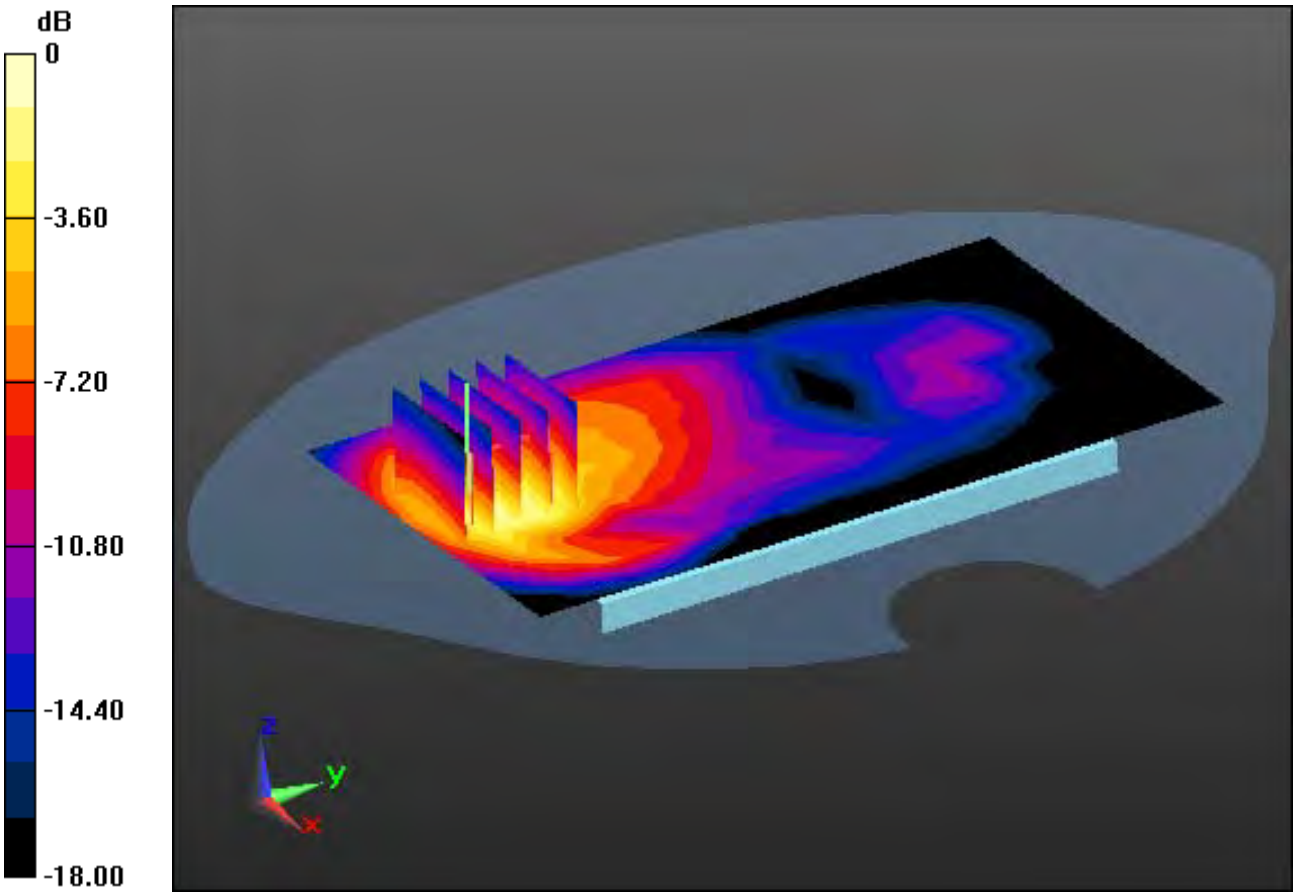

0 dB = 0.613 W/kg

DT&C Co., Ltd.

DUT: FA24; Type: Bar

Communication System: UID 0, W-LAN (0); Frequency: 2462 MHz;Duty Cycle: 1:1
Medium parameters used: f = 2462 MHz; σ = 1.928 S/m; ε_r = 51.424; ρ = 1000 kg/m^3
Phantom section: Flat Section

DASY5 Configuration:
Probe: EX3DV4 - SN3866; ConvF(7.56, 7.56, 7.56); Calibrated: 2017-05-31; Electronics: DAE4 Sn1392
Sensor-Surface: 2mm (Mechanical Surface Detection)
Phantom: SAM (20deg probe tilt) with CRP v5.0; Type: QD000P40CD; Serial: TP:1837
Measurement SW: DASY52, Version 52.8 (8); SEMCAD X Version 14.6.10 (7331)

Test Date: 2017-12-06; Ambient Temp: 20.7; Tissue Temp: 21.1

1cm space from Body, Rear, W-LAN(802.11b) Ch. 11, Ant Internal

Area Scan (8x14x1): Measurement grid: dx=15mm, dy=15mm
Zoom Scan (5x5x7)/Cube 0: Measurement grid: dx=8mm, dy=8mm, dz=5mm
Power Drift = -0.00 dB
Peak SAR (extrapolated) = 0.109 W/kg
SAR(1 g) = 0.053 W/kg; SAR(10 g) = 0.021 W/kg

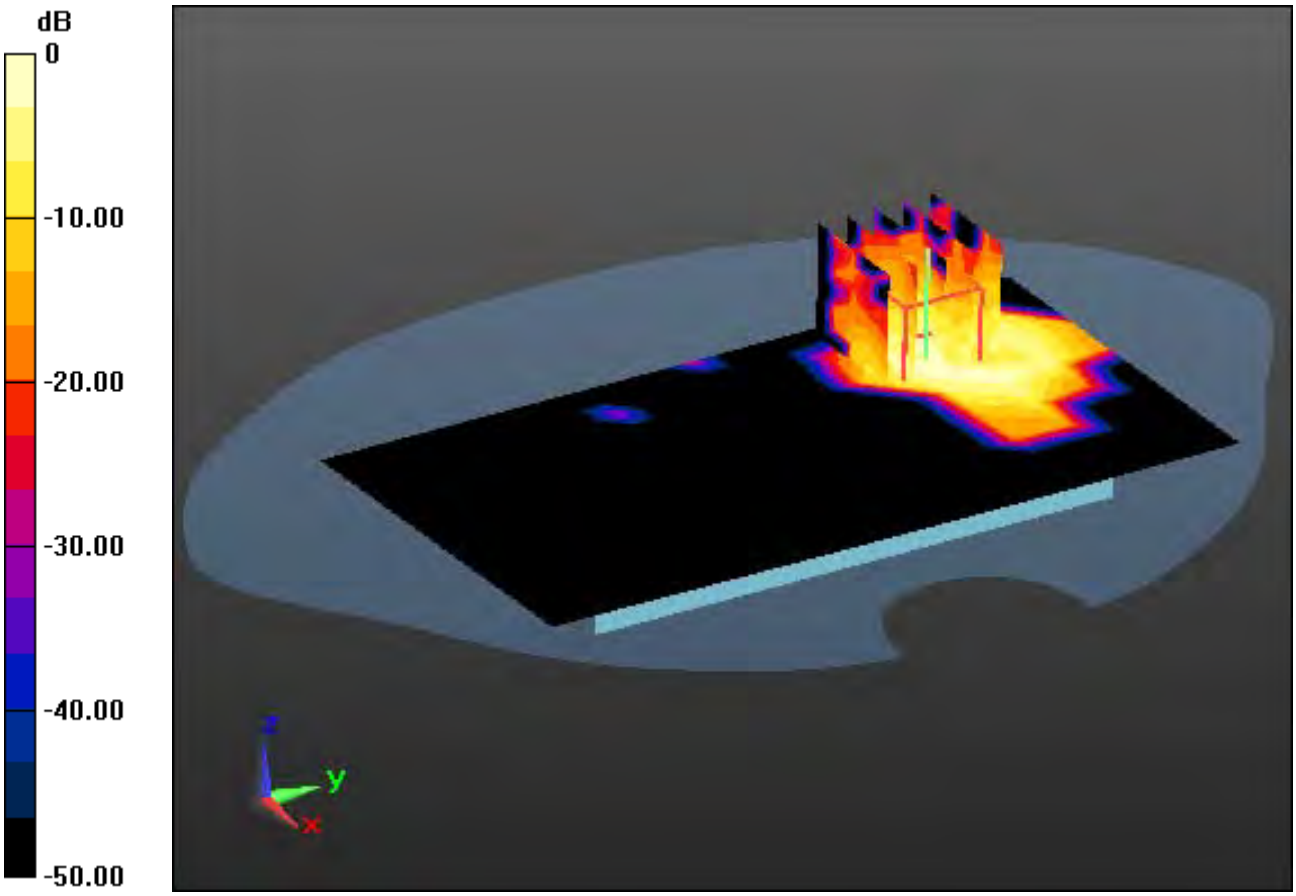

0 dB = 0.0784 W/kg

DT&C Co., Ltd.

DUT: FA24; Type: Bar

Communication System: UID 0, W-LAN(5G) (0); Frequency: 5320 MHz;Duty Cycle: 1:1
Medium parameters used: f = 5320 MHz; σ = 5.477 S/m; ε_r = 49.036; ρ = 1000 kg/m^3
Phantom section: Flat Section

DASY5 Configuration:
Probe: EX3DV4 - SN3866; ConvF(4.78, 4.78, 4.78); Calibrated: 2017-05-31; Electronics: DAE4 Sn1392
Sensor-Surface: 1.4mm (Mechanical Surface Detection)
Phantom: SAM (20deg probe tilt) with CRP v5.0; Type: QD000P40CD; Serial: TP:1837
Measurement SW: DASY52, Version 52.8 (8); SEMCAD X Version 14.6.10 (7331)

Test Date: 2017-12-07; Ambient Temp: 20.6; Tissue Temp: 20.9

1cm space from Body, Front, W-LAN(802.11n HT20) Ch. 64, Ant Internal

Area Scan (12x21x1): Measurement grid: dx=10mm, dy=10mm
Zoom Scan (9x9x7)/Cube 0: Measurement grid: dx=4mm, dy=4mm, dz=1.4mm, Graded Ratio: 1.4
Power Drift = 0.18 dB
Peak SAR (extrapolated) = 0.297 W/kg
SAR(1 g) = 0.071 W/kg; SAR(10 g) = 0.021 W/kg

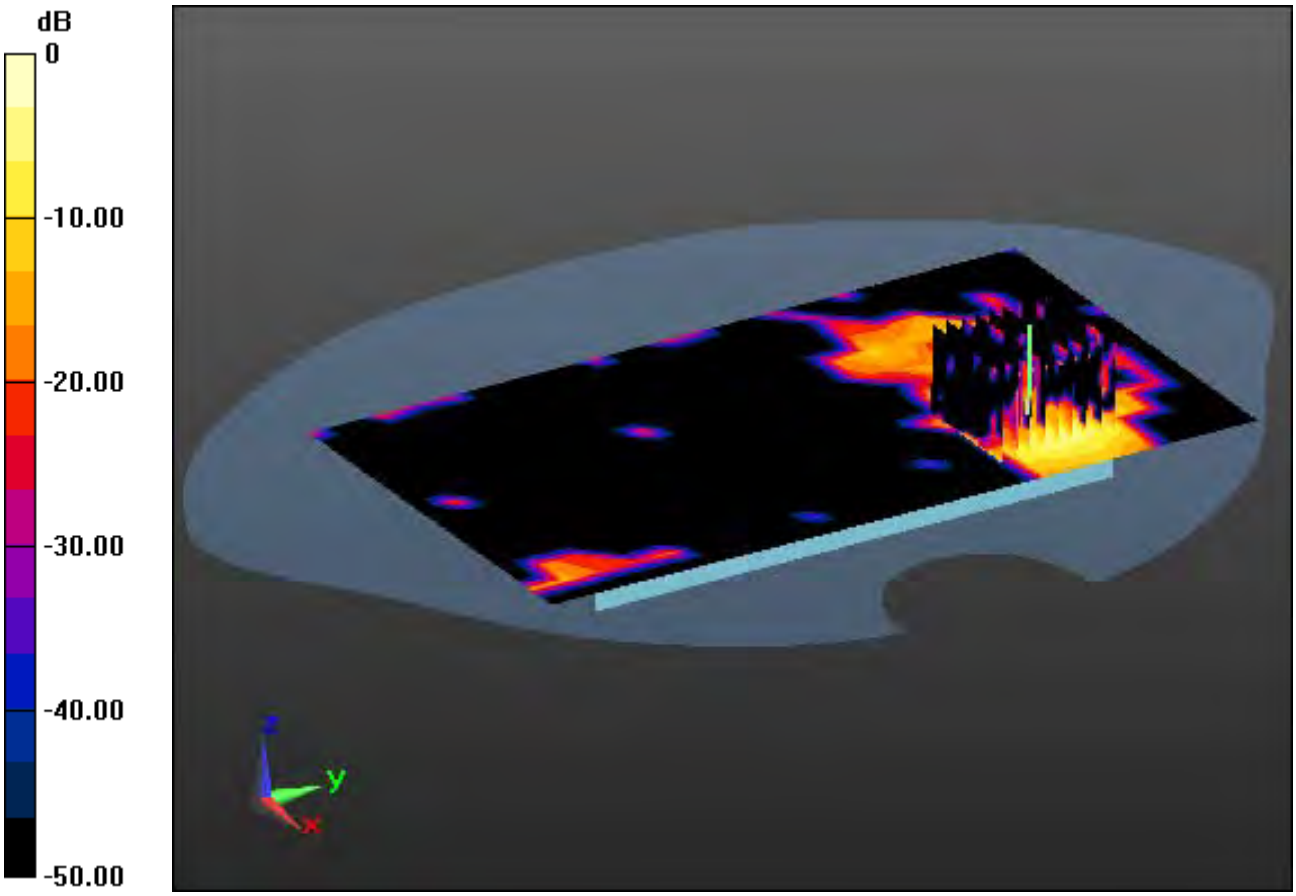

0 dB = 0.184 W/kg

DT&C Co., Ltd.

DUT: FA24; Type: Bar

Communication System: UID 0, W-LAN(5G) (0); Frequency: 5660 MHz;Duty Cycle: 1:1
Medium parameters used: f = 5660 MHz; σ = 5.988 S/m; ε_r = 48.44; ρ = 1000 kg/m^3
Phantom section: Flat Section

DASY5 Configuration:
Probe: EX3DV4 - SN3866; ConvF(4.03, 4.03, 4.03); Calibrated: 2017-05-31; Electronics: DAE4 Sn1392
Sensor-Surface: 1.4mm (Mechanical Surface Detection)
Phantom: SAM (20deg probe tilt) with CRP v5.0; Type: QD000P40CD; Serial: TP:1837
Measurement SW: DASY52, Version 52.8 (8); SEMCAD X Version 14.6.10 (7331)

Test Date: 2017-12-12; Ambient Temp: 21.0; Tissue Temp: 21.5

1cm space from Body, Front, W-LAN(802.11n HT20) Ch. 132, Ant Internal

Area Scan (12x21x1): Measurement grid: dx=10mm, dy=10mm
Zoom Scan (8x8x7)/Cube 0: Measurement grid: dx=4mm, dy=4mm, dz=1.4mm, Graded Ratio: 1.4
Power Drift = 0.02 dB
Peak SAR (extrapolated) = 0.452 W/kg
SAR(1 g) = 0.097 W/kg; SAR(10 g) = 0.028 W/kg

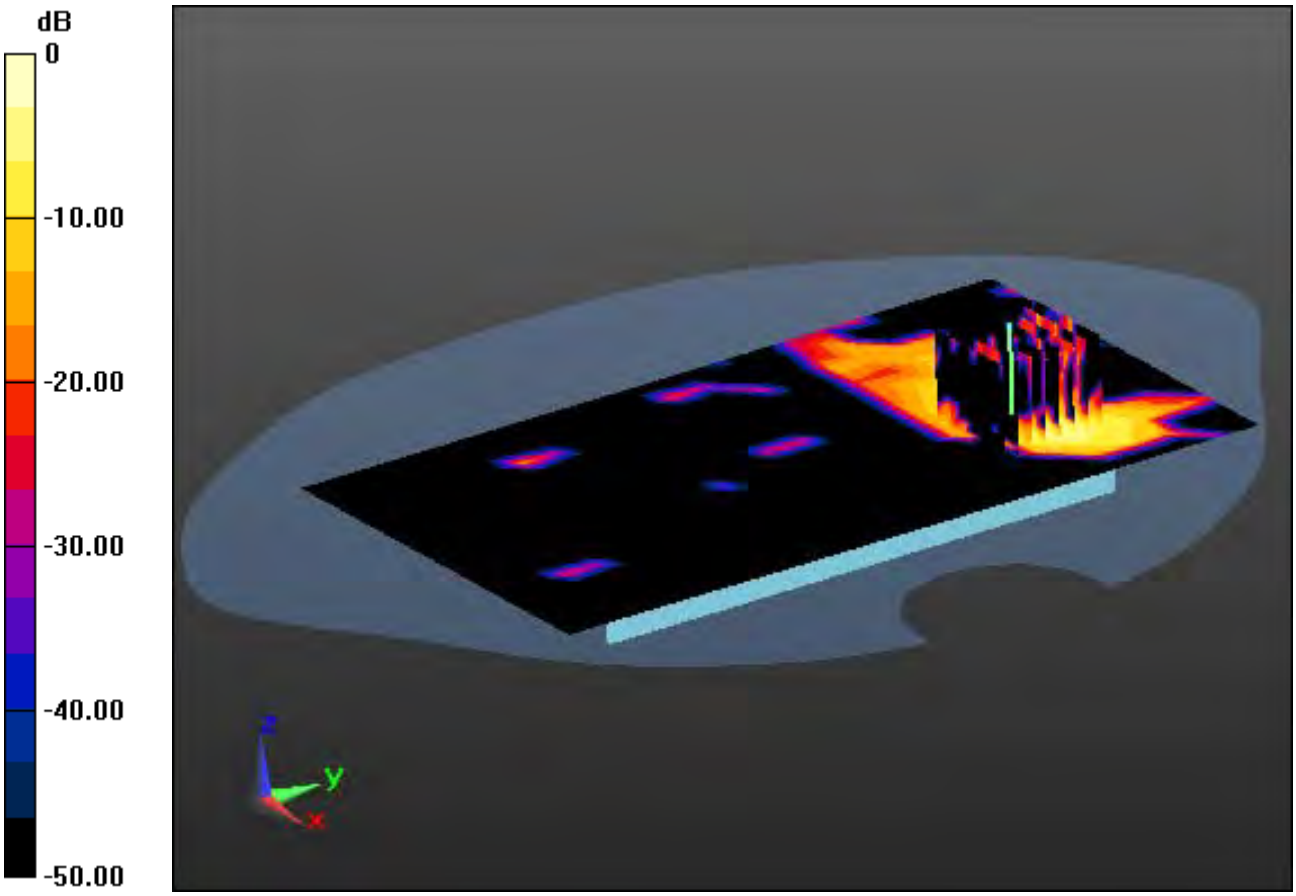

0 dB = 0.282 W/kg

DT&C Co., Ltd.

DUT: FA24; Type: Bar

Communication System: UID 0, PCS1900_Class 10 (0); Frequency: 1850.2 MHz;Duty Cycle: 1:4.15
Medium parameters used: f = 1850.2 MHz; σ = 1.489 S/m; ε_r = 52.691; ρ = 1000 kg/m^3
Phantom section: Flat Section

DASY5 Configuration:
Probe: EX3DV4 - SN3866; ConvF(7.83, 7.83, 7.83); Calibrated: 2017-05-31; Electronics: DAE4 Sn1392
Sensor-Surface: 2mm (Mechanical Surface Detection)
Phantom: SAM (20deg probe tilt) with CRP v5.0; Type: QD000P40CD; Serial: TP:1837
Measurement SW: DASY52, Version 52.8 (8); SEMCAD X Version 14.6.10 (7331)

Test Date: 2017-12-05; Ambient Temp: 20.5; Tissue Temp: 21.0

1cm space from Body, Bottom, PCS1900 GPRS 2Tx Ch. 512, Ant Internal

Area Scan (6x9x1): Measurement grid: dx=15mm, dy=15mm
Zoom Scan (5x5x7)/Cube 0: Measurement grid: dx=8mm, dy=8mm, dz=5mm
Power Drift = 0.12 dB
Peak SAR (extrapolated) = 1.73 W/kg
SAR(1 g) = 0.996 W/kg; SAR(10 g) = 0.536 W/kg

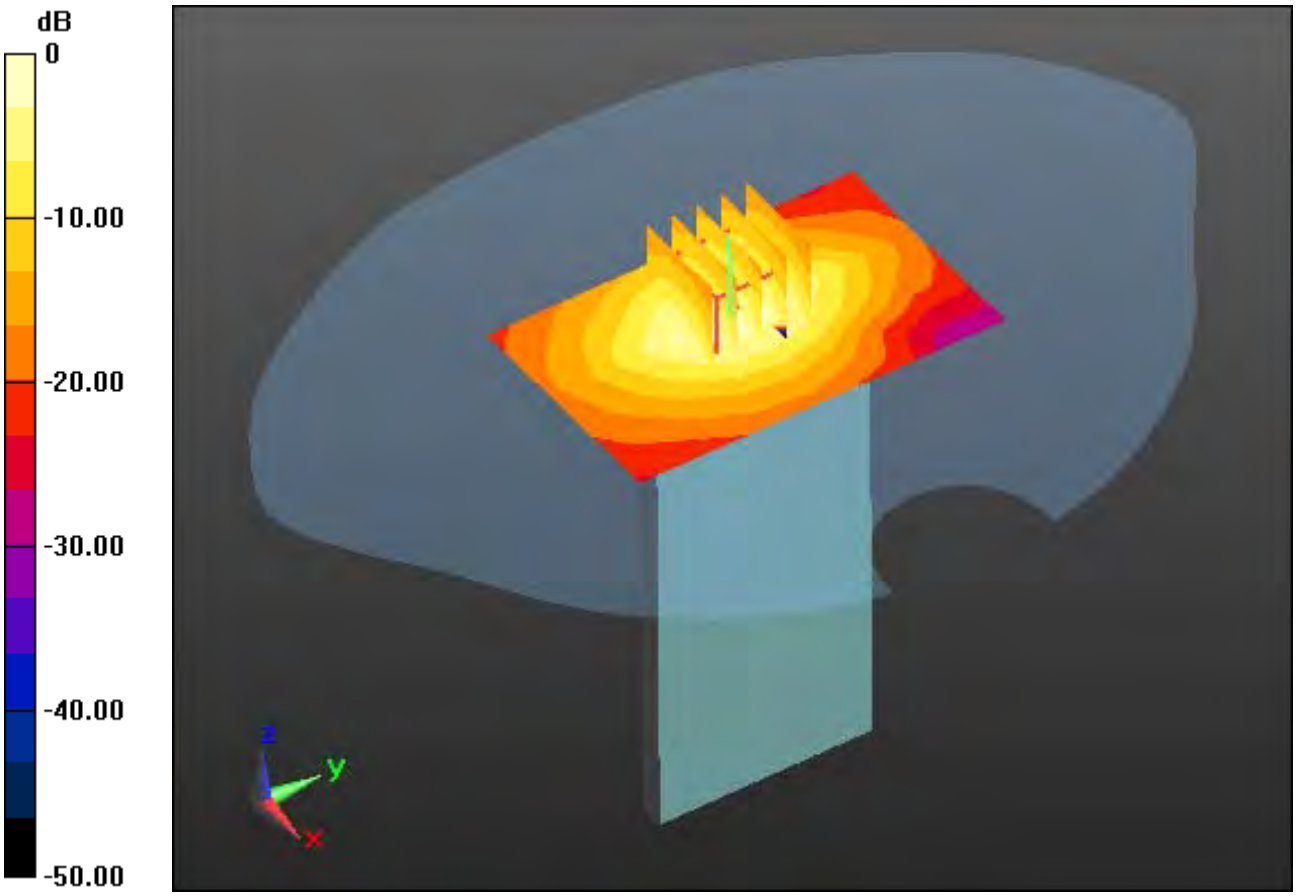

0 dB = 1.36 W/kg

DT&C Co., Ltd.

DUT: FA24; Type: Bar

Communication System: UID 0, PCS1900_Class 10 (0); Frequency: 1880 MHz;Duty Cycle: 1:4.15
edium parameters used: f = 1880 MHz; σ = 1.516 S/m; ε_r = 52.614; ρ = 1000 kg/m^3
Phantom section: Flat Section

DASY5 Configuration:
Probe: EX3DV4 - SN3866; ConvF(7.83, 7.83, 7.83); Calibrated: 2017-05-31; Electronics: DAE4 Sn1392
Sensor-Surface: 2mm (Mechanical Surface Detection)
Phantom: SAM (20deg probe tilt) with CRP v5.0; Type: QD000P40CD; Serial: TP:1837
Measurement SW: DASY52, Version 52.8 (8); SEMCAD X Version 14.6.10 (7331)

Test Date: 2017-12-05; Ambient Temp: 20.5; Tissue Temp: 21.0

Touch from Body, Front, PCS1900 GPRS 2Tx Ch. 661, Ant Internal

Area Scan (8x14x1): Measurement grid: dx=15mm, dy=15mm
Zoom Scan (5x5x7)/Cube 0: Measurement grid: dx=8mm, dy=8mm, dz=5mm
Power Drift = 0.14 dB
Peak SAR (extrapolated) = 6.83 W/kg
SAR(1 g) = 2.76 W/kg; SAR(10 g) = 1.25 W/kg

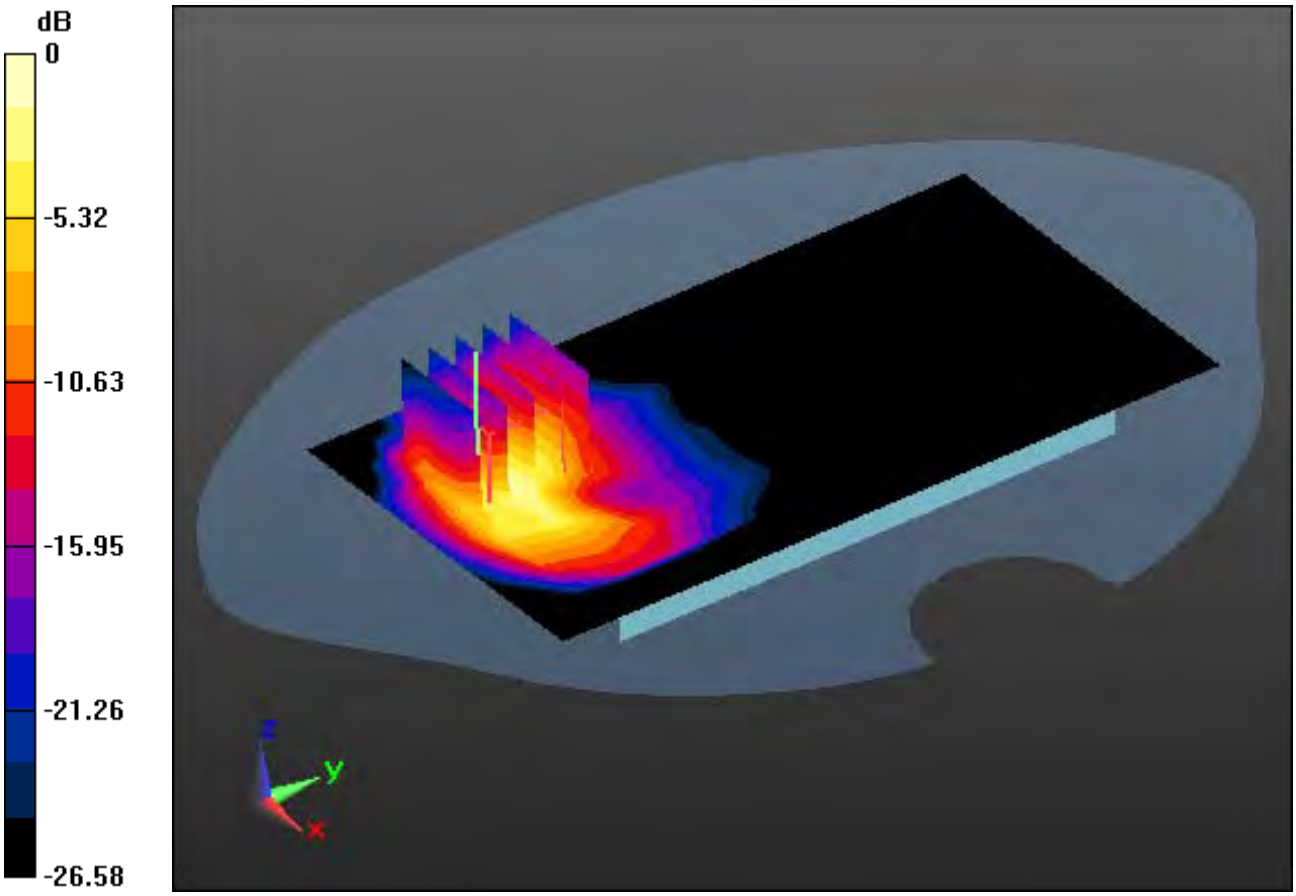

0 dB = 4.56 W/kg

DT&C Co., Ltd.

DUT: FA24; Type: Bar

Communication System: UID 0, W-LAN(5G) (0); Frequency: 5320 MHz;Duty Cycle: 1:1
Medium parameters used: f = 5320 MHz; σ = 5.477 S/m; ε_r = 49.036; ρ = 1000 kg/m^3
Phantom section: Flat Section

DASY5 Configuration:
Probe: EX3DV4 - SN3866; ConvF(4.78, 4.78, 4.78); Calibrated: 2017-05-31; Electronics: DAE4 Sn1392
Sensor-Surface: 1.4mm (Mechanical Surface Detection)
Phantom: SAM (20deg probe tilt) with CRP v5.0; Type: QD000P40CD; Serial: TP:1837
Measurement SW: DASY52, Version 52.8 (8); SEMCAD X Version 14.6.10 (7331)

Test Date: 2017-12-07; Ambient Temp: 20.6; Tissue Temp: 20.9

Touch from Body, Front, W-LAN(802.11n HT20) Ch. 64, Ant Internal

Area Scan (12x21x1): Measurement grid: dx=10mm, dy=10mm
Zoom Scan (9x9x7)/Cube 0: Measurement grid: dx=4mm, dy=4mm, dz=1.4mm, Graded Ratio: 1.4
Power Drift = -0.06 dB
Peak SAR (extrapolated) = 4.96 W/kg
SAR(1 g) = 1.2 W/kg; SAR(10 g) = 0.322 W/kg

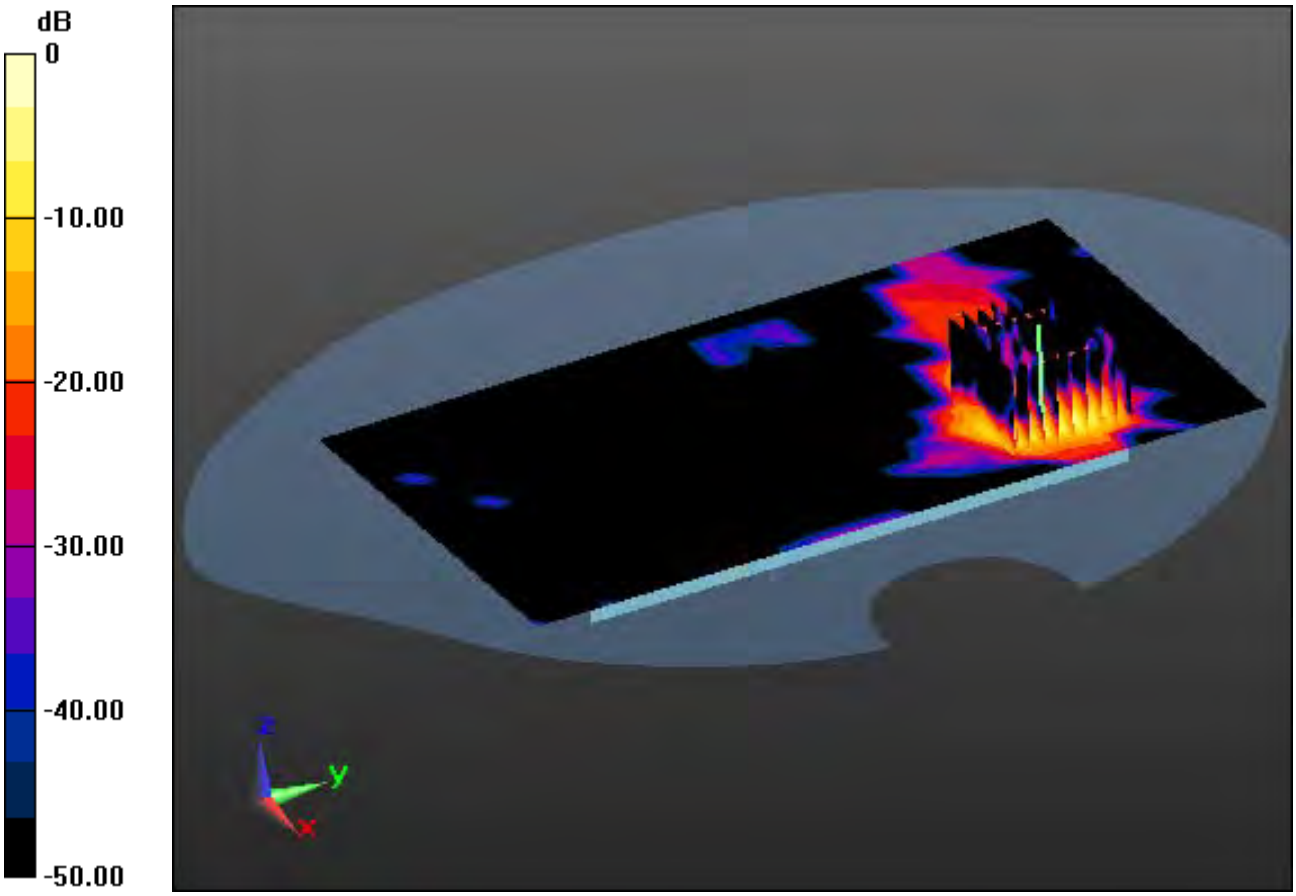

0 dB = 2.90 W/kg

DT&C Co., Ltd.

DUT: FA24; Type: Bar

Communication System: UID 0, W-LAN(5G) (0); Frequency: 5660 MHz;Duty Cycle: 1:1
Medium parameters used: f = 5660 MHz; σ = 5.988 S/m; ε_r = 48.44; ρ = 1000 kg/m^3
Phantom section: Flat Section

DASY5 Configuration:
Probe: EX3DV4 - SN3866; ConvF(4.03, 4.03, 4.03); Calibrated: 2017-05-31; Electronics: DAE4 Sn1392
Sensor-Surface: 1.4mm (Mechanical Surface Detection)
Phantom: SAM (20deg probe tilt) with CRP v5.0; Type: QD000P40CD; Serial: TP:1837
Measurement SW: DASY52, Version 52.8 (8); SEMCAD X Version 14.6.10 (7331)

Test Date: 2017-12-12; Ambient Temp: 21.0; Tissue Temp: 21.5

Touch from Body, Front, W-LAN(802.11n HT20) Ch. 132, Ant Internal

Area Scan (12x21x1): Measurement grid: dx=10mm, dy=10mm
Zoom Scan (8x8x7)/Cube 0: Measurement grid: dx=4mm, dy=4mm, dz=1.4mm, Graded Ratio: 1.4
Power Drift = 0.06 dB
Peak SAR (extrapolated) = 4.74 W/kg
SAR(1 g) = 1.01 W/kg; SAR(10 g) = 0.265 W/kg

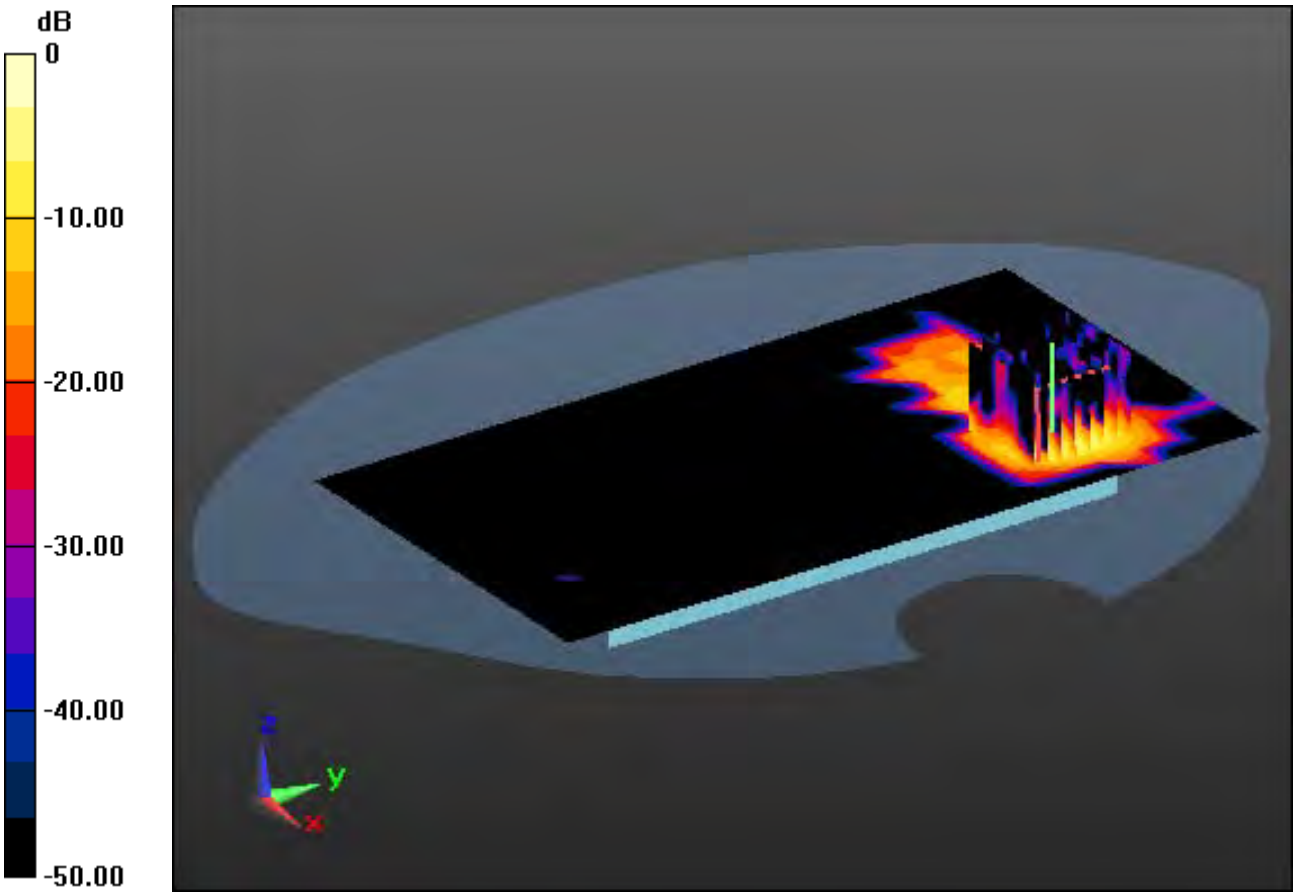

0 dB = 2.58 W/kg