

## SAR Test Setup Photographs


- Head SAR Test Photo
- Body SAR Test Photo

■ Test Setup Photo (Liquid depth)





Note: The liquid depth is maintained at a minimum depth of 15 cm to minimize reflections from the upper surface.


■ Test Setup Photo (Head SAR Test Photo)





■ Test Setup Photo



■ Test Setup Photo (Head SAR Test Photo)




■ Test Setup Photo



■ Test Setup Photo (Body SAR Test Photo)





■ Test Setup Photo (Bottom)








■ Test Setup Photo (Front)



■ Test Setup Photo (Rear)



■ Test Setup Photo (Right)



■ Test Setup Photo (Left)

