




**Radiated Emission for 30MHz to 300MHz**




**Radiated Emission for 300MHz to 1GHz**



**Radiated Emission for above 1GHz – FCC Part 15 Subpart C**



**Radiated Emission for above 1GHz – FCC Part 24 Subpart E**



**X-axis**



**Y-axis**





**Z-axis**



Note:

X-axis generates the maximum emission at 2.4GHz WLAN, Bluetooth and GSM1900.

**Antenna port Conducted Test**



**AC Power Line Conducted Emission**

