




*System configuration (RF Conducted test)*



**Constant temperature chamber test (e.i.r.p and Frequency range)**




*Transmitter Radiated Spurious Emissions (RF Radiated test)*




*X-axis*



*Y-axis*



*Z-axis*



Note: X-axis generates the maximum emission.