





Radiated Emission








X-axis



Y-axis





Z-axis



Note: Z-axis generates the maximum emission

Antenna port Conducted Test



AC Power Line Conducted Emission

