

SAR Test Plots

DIGITAL EMC CO., LTD

DUT: KYY21; Type: Bar

Communication System: GSM 850; Frequency: 836.6 MHz; Duty Cycle: 1:8.3
Medium parameters used: $f = 836.6$ MHz; $\sigma = 0.883$ mho/m; $\epsilon_r = 43$; $\rho = 1000$ kg/m³
Phantom section: Left Section

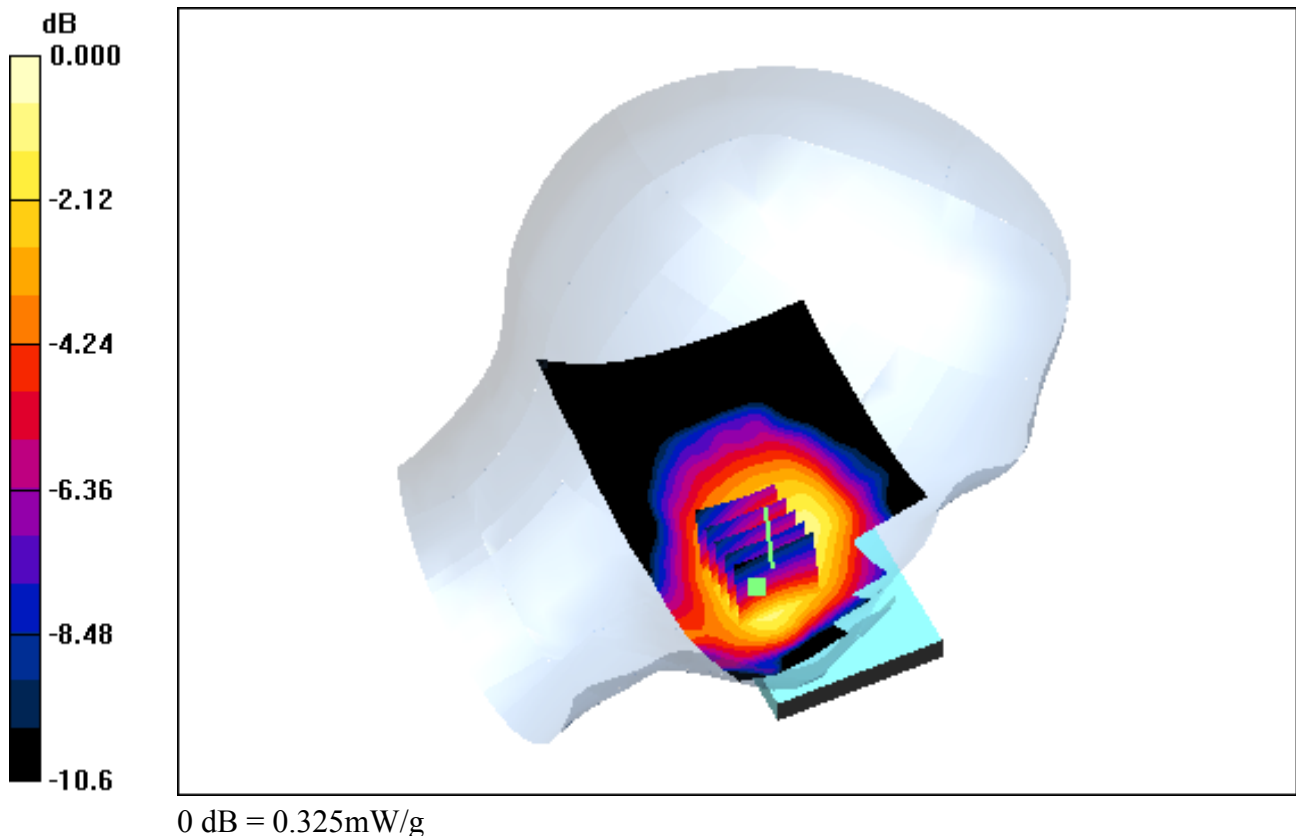
DASY4 Configuration:

Probe: EX3DV4 - SN3643; ConvF(9.15, 9.15, 9.15); Calibrated: 2013-01-24; Electronics: DAE3 Sn519
Phantom: SAM with 835MHz; Type: SAM; Serial: TP-1223
Measurement SW: DASY4, V4.7 Build 80; Postprocessing SW: SEMCAD, V1.8 Build 186

Test Date: 2013-05-07; Ambient Temp: 22.0 Tissue Temp: 22.6

Left Touch, GSM850 Ch. 190, Ant Internal, Standard Battery

Area Scan (71x111x1): Measurement grid: dx=15mm, dy=15mm
Zoom Scan (5x5x7)/Cube 0: Measurement grid: dx=8mm, dy=8mm, dz=5mm
Power Drift = 0.091 dB
Peak SAR (extrapolated) = 0.366 W/kg
SAR(1 g) = 0.277 mW/g; SAR(10 g) = 0.195 mW/g



DIGITAL EMC CO., LTD

DUT: KYY21; Type: Bar

Communication System: GSM 850; Frequency: 836.6 MHz; Duty Cycle: 1:8.3
Medium parameters used: $f = 836.6$ MHz; $\sigma = 0.883$ mho/m; $\epsilon_r = 43$; $\rho = 1000$ kg/m³
Phantom section: Right Section

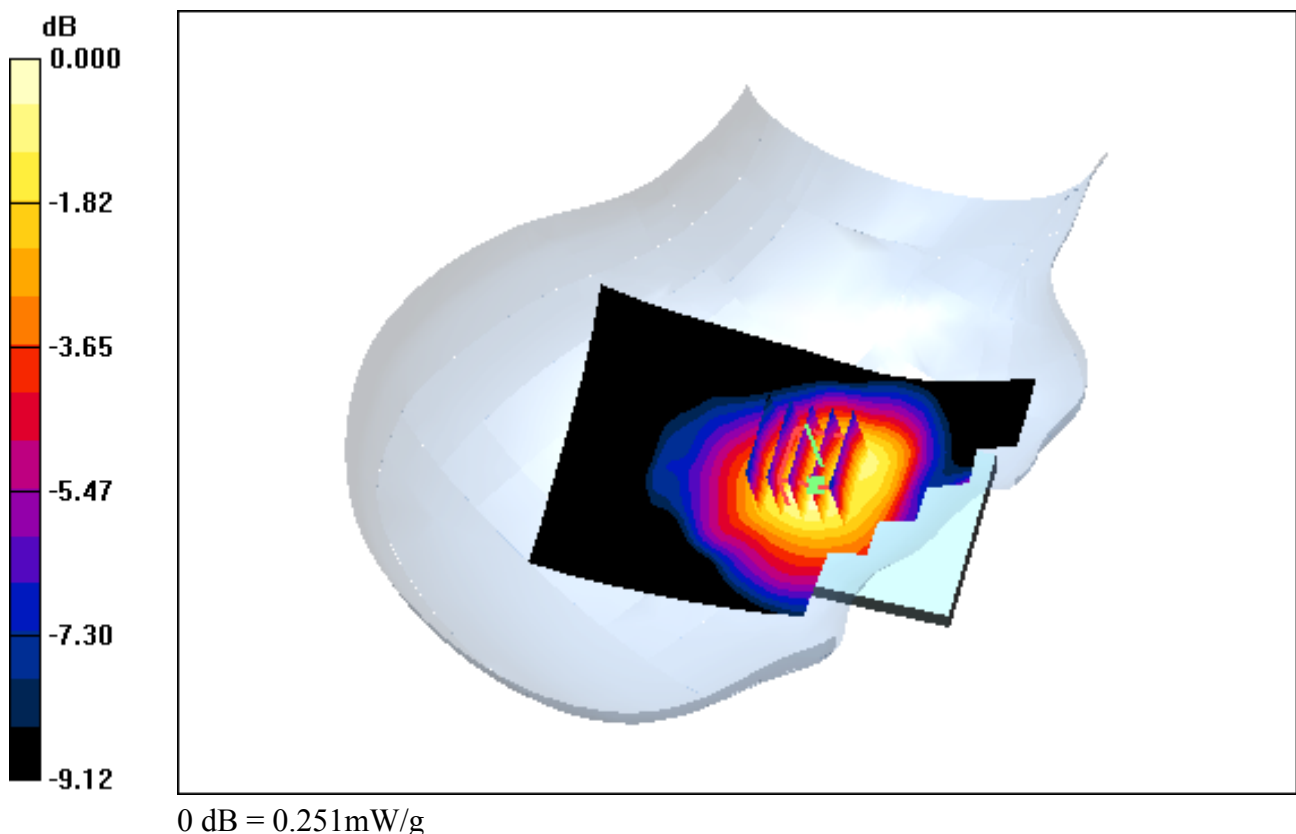
DASY4 Configuration:

Probe: EX3DV4 - SN3643; ConvF(9.15, 9.15, 9.15); Calibrated: 2013-01-24; Electronics: DAE3 Sn519
Phantom: SAM with 835MHz; Type: SAM; Serial: TP-1223
Measurement SW: DASY4, V4.7 Build 80; Postprocessing SW: SEMCAD, V1.8 Build 186

Test Date: 2013-05-07; Ambient Temp: 22.0 Tissue Temp: 22.6

Right Touch, GSM850 Ch. 190, Ant Internal, Standard Battery

Area Scan (71x111x1): Measurement grid: dx=15mm, dy=15mm
Zoom Scan (5x5x7)/Cube 0: Measurement grid: dx=8mm, dy=8mm, dz=5mm
Power Drift = -0.087 dB
Peak SAR (extrapolated) = 0.281 W/kg
SAR(1 g) = 0.209 mW/g; SAR(10 g) = 0.158 mW/g



DIGITAL EMC CO., LTD

DUT: KYY21; Type: Bar

Communication System: GSM 850; Frequency: 836.6 MHz; Duty Cycle: 1:8.3
Medium parameters used: $f = 836.6$ MHz; $\sigma = 0.883$ mho/m; $\epsilon_r = 43$; $\rho = 1000$ kg/m³
Phantom section: Left Section

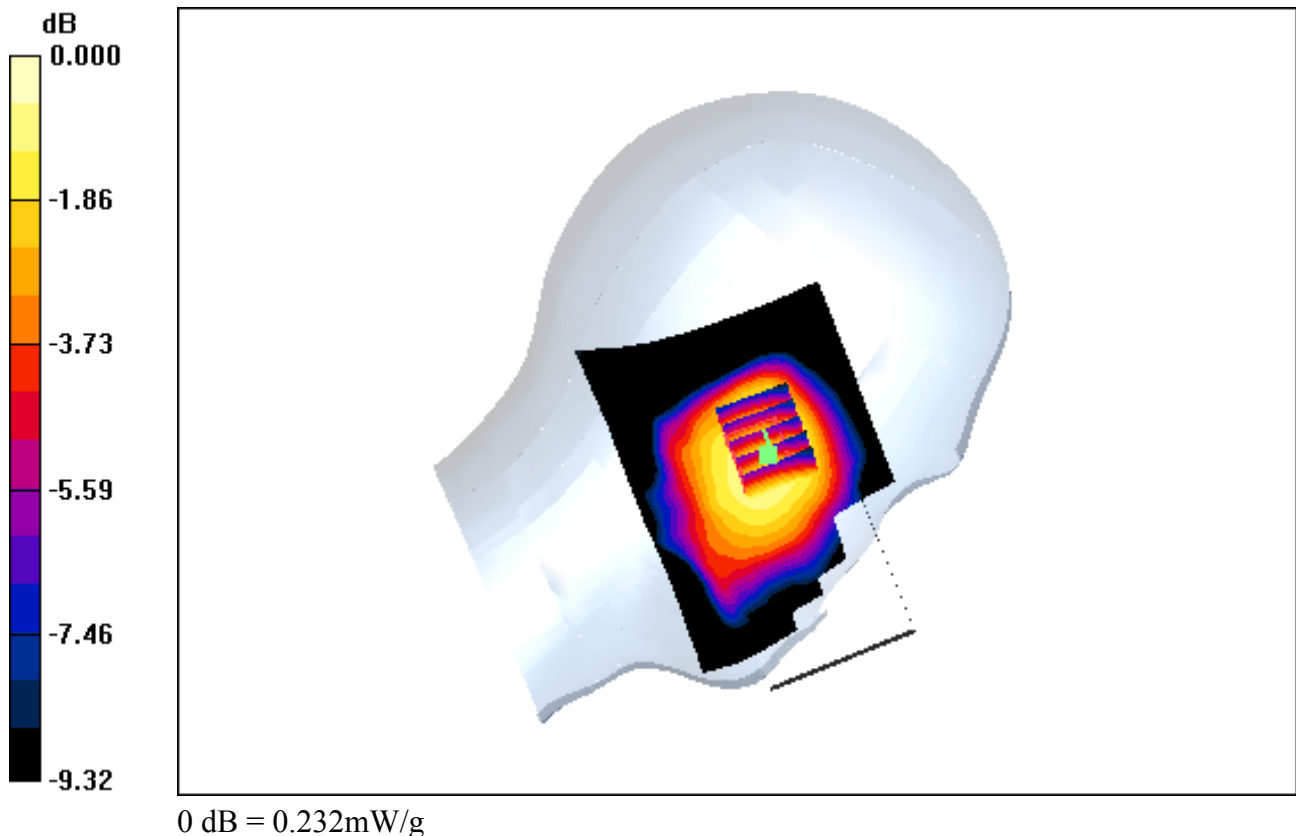
DASY4 Configuration:

Probe: EX3DV4 - SN3643; ConvF(9.15, 9.15, 9.15); Calibrated: 2013-01-24; Electronics: DAE3 Sn519
Phantom: SAM with 835MHz; Type: SAM; Serial: TP-1223
Measurement SW: DASY4, V4.7 Build 80; Postprocessing SW: SEMCAD, V1.8 Build 186

Test Date: 2013-05-07; Ambient Temp: 22.0 Tissue Temp: 22.6

Left Tilt, GSM850 Ch. 190, Ant Internal, Standard Battery

Area Scan (71x111x1): Measurement grid: dx=15mm, dy=15mm
Zoom Scan (5x5x7)/Cube 0: Measurement grid: dx=8mm, dy=8mm, dz=5mm
Power Drift = 0.016 dB
Peak SAR (extrapolated) = 0.259 W/kg
SAR(1 g) = 0.201 mW/g; SAR(10 g) = 0.151 mW/g



DIGITAL EMC CO., LTD

DUT: KYY21; Type: Bar

Communication System: GSM 850; Frequency: 836.6 MHz; Duty Cycle: 1:8.3
Medium parameters used: $f = 836.6 \text{ MHz}$; $\sigma = 0.883 \text{ mho/m}$; $\epsilon_r = 43$; $\rho = 1000 \text{ kg/m}^3$
Phantom section: Right Section

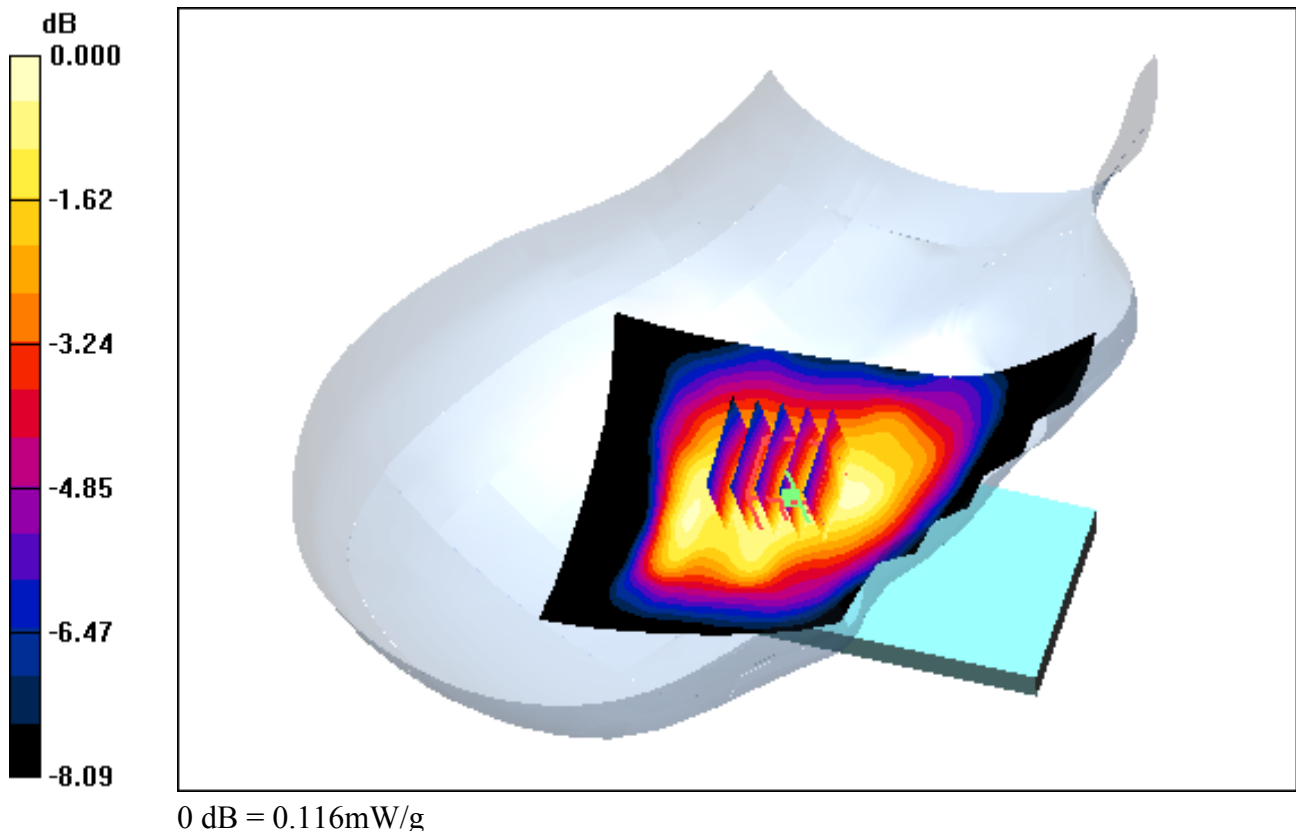
DASY4 Configuration:

Probe: EX3DV4 - SN3643; ConvF(9.15, 9.15, 9.15); Calibrated: 2013-01-24; Electronics: DAE3 Sn519
Phantom: SAM with 835MHz; Type: SAM; Serial: TP-1223
Measurement SW: DASY4, V4.7 Build 80; Postprocessing SW: SEMCAD, V1.8 Build 186

Test Date: 2013-05-07; Ambient Temp: 22.0 Tissue Temp: 22.6

Right Tilt, GSM850 Ch. 190, Ant Internal, Standard Battery

Area Scan (71x111x1): Measurement grid: $dx=15\text{mm}$, $dy=15\text{mm}$
Zoom Scan (5x5x7)/Cube 0: Measurement grid: $dx=8\text{mm}$, $dy=8\text{mm}$, $dz=5\text{mm}$
Power Drift = 0.125 dB
Peak SAR (extrapolated) = 0.126 W/kg
SAR(1 g) = 0.102 mW/g; SAR(10 g) = 0.077 mW/g



DIGITAL EMC CO., LTD

DUT: KYY21; Type: Bar

Communication System: GSM 850; Frequency: 836.6 MHz; Duty Cycle: 1:8.3
Medium parameters used: $f = 836.6$ MHz; $\sigma = 0.883$ mho/m; $\epsilon_r = 43$; $\rho = 1000$ kg/m³
Phantom section: Left Section

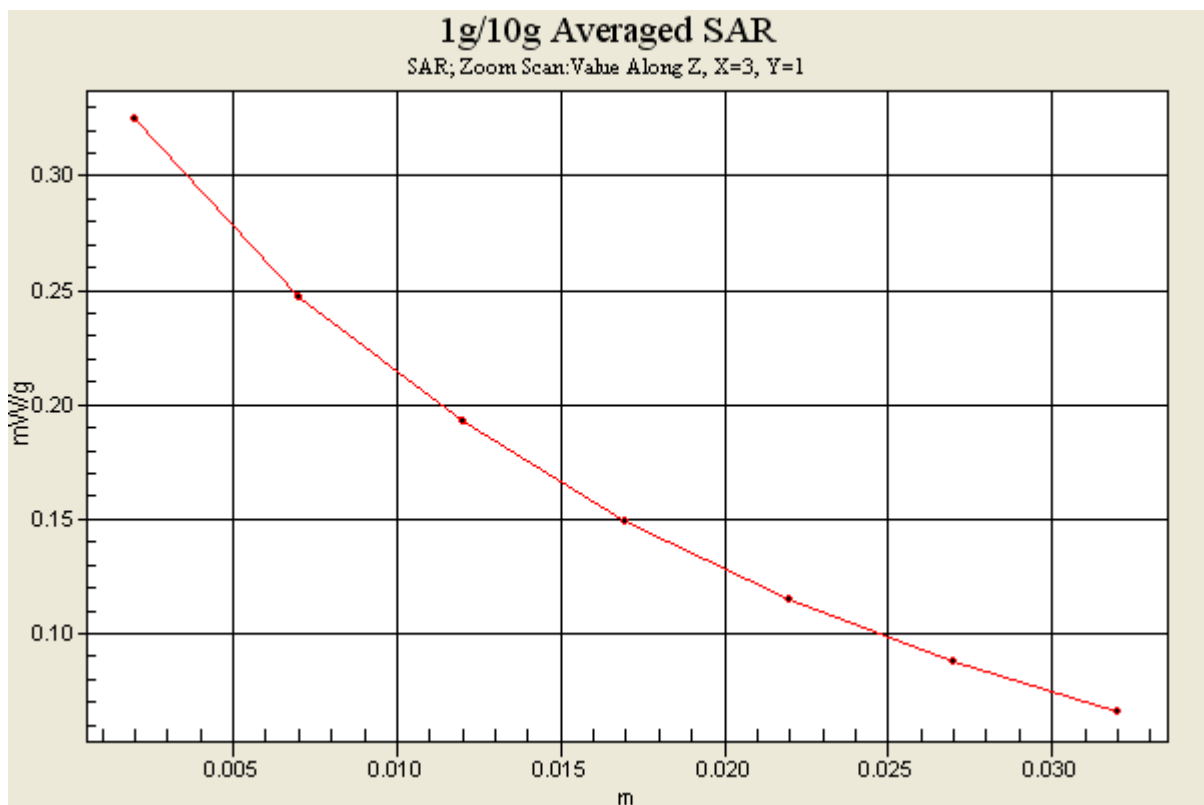
DASY4 Configuration:

Probe: EX3DV4 - SN3643; ConvF(9.15, 9.15, 9.15); Calibrated: 2013-01-24; Electronics: DAE3 Sn519
Phantom: SAM with 835MHz; Type: SAM; Serial: TP-1223
Measurement SW: DASY4, V4.7 Build 80; Postprocessing SW: SEMCAD, V1.8 Build 186

Test Date: 2013-05-07; Ambient Temp: 22.0 Tissue Temp: 22.6

Left Touch, GSM850 Ch. 190, Ant Internal, Standard Battery

Area Scan (71x111x1): Measurement grid: dx=15mm, dy=15mm
Zoom Scan (5x5x7)/Cube 0: Measurement grid: dx=8mm, dy=8mm, dz=5mm
Power Drift = 0.091 dB
Peak SAR (extrapolated) = 0.366 W/kg
SAR(1 g) = 0.277 mW/g; SAR(10 g) = 0.195 mW/g



DIGITAL EMC CO., LTD

DUT: KYY21; Type: Bar

Communication System: WCDMA 850 ; Frequency: 836.6 MHz; Duty Cycle: 1:1
Medium parameters used: $f = 836.6$ MHz; $\sigma = 0.878$ mho/m; $\epsilon_r = 43$; $\rho = 1000$ kg/m³
Phantom section: Left Section

DASY4 Configuration:

Probe: EX3DV4 - SN3643; ConvF(9.15, 9.15, 9.15); Calibrated: 2013-01-24; Electronics: DAE3 Sn519
Phantom: SAM with 835MHz; Type: SAM; Serial: TP-1223
Measurement SW: DASY4, V4.7 Build 80; Postprocessing SW: SEMCAD, V1.8 Build 186

Test Date: 2013-05-09; Ambient Temp: 21.9 Tissue Temp: 22.3

Left Touch, WCDMA850 Ch. 4183, Ant Internal, Standard Battery


Area Scan (71x111x1): Measurement grid: dx=15mm, dy=15mm

Zoom Scan (5x5x7)/Cube 0: Measurement grid: dx=8mm, dy=8mm, dz=5mm

Power Drift = -0.037 dB

Peak SAR (extrapolated) = 0.408 W/kg

SAR(1 g) = 0.310 mW/g; SAR(10 g) = 0.223 mW/g



0 dB = 0.365mW/g

DIGITAL EMC CO., LTD

DUT: KYY21; Type: Bar

Communication System: WCDMA 850 ; Frequency: 836.6 MHz; Duty Cycle: 1:1
Medium parameters used: $f = 836.6$ MHz; $\sigma = 0.878$ mho/m; $\epsilon_r = 43$; $\rho = 1000$ kg/m³
Phantom section: Right Section

DASY4 Configuration:

Probe: EX3DV4 - SN3643; ConvF(9.15, 9.15, 9.15); Calibrated: 2013-01-24; Electronics: DAE3 Sn519
Phantom: SAM with 835MHz; Type: SAM; Serial: TP-1223
Measurement SW: DASY4, V4.7 Build 80; Postprocessing SW: SEMCAD, V1.8 Build 186

Test Date: 2013-05-09; Ambient Temp: 21.9 Tissue Temp: 22.3

Right Touch, WCDMA850 Ch. 4183, Ant Internal, Standard Battery

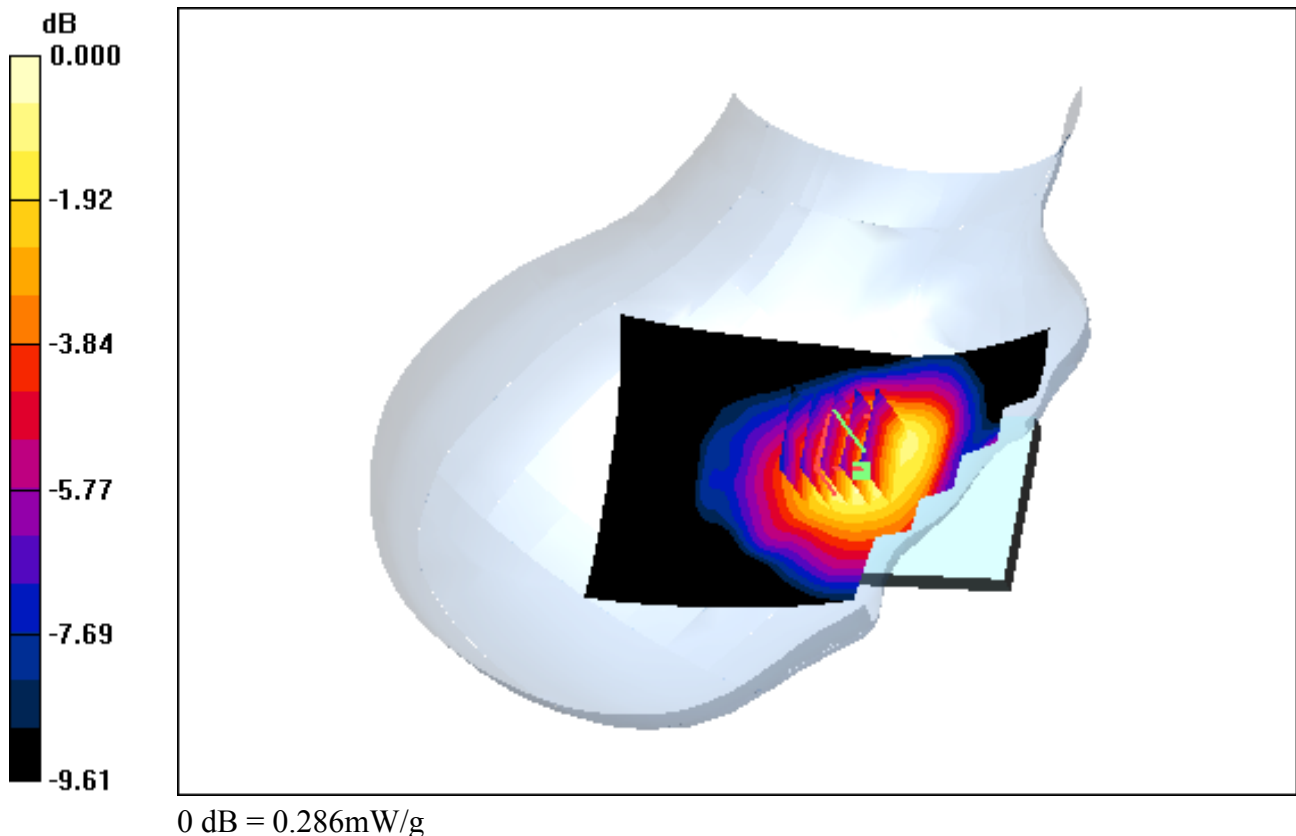
Area Scan (71x111x1): Measurement grid: dx=15mm, dy=15mm

Zoom Scan (5x5x7)/Cube 0: Measurement grid: dx=8mm, dy=8mm, dz=5mm

Power Drift = 0.154 dB

Peak SAR (extrapolated) = 0.323 W/kg

SAR(1 g) = 0.237 mW/g; SAR(10 g) = 0.179 mW/g



DIGITAL EMC CO., LTD

DUT: KYY21; Type: Bar

Communication System: WCDMA 850 ; Frequency: 836.6 MHz; Duty Cycle: 1:1
Medium parameters used: $f = 836.6$ MHz; $\sigma = 0.878$ mho/m; $\epsilon_r = 43$; $\rho = 1000$ kg/m³
Phantom section: Left Section

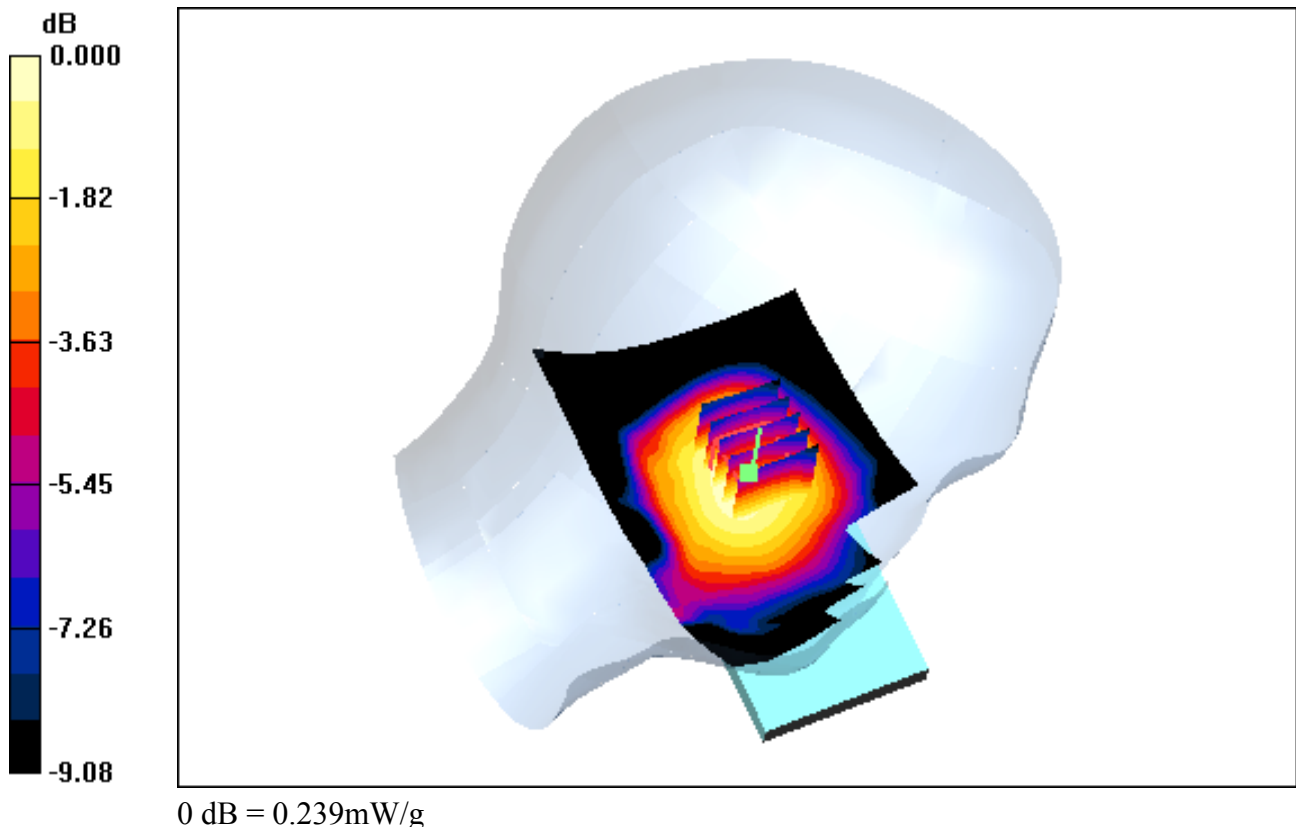
DASY4 Configuration:

Probe: EX3DV4 - SN3643; ConvF(9.15, 9.15, 9.15); Calibrated: 2013-01-24; Electronics: DAE3 Sn519
Phantom: SAM with 835MHz; Type: SAM; Serial: TP-1223
Measurement SW: DASY4, V4.7 Build 80; Postprocessing SW: SEMCAD, V1.8 Build 186

Test Date: 2013-05-09; Ambient Temp: 21.9 Tissue Temp: 22.3

Left Tilt, WCDMA850 Ch. 4183, Ant Internal, Standard Battery

Area Scan (71x111x1): Measurement grid: dx=15mm, dy=15mm
Zoom Scan (5x5x7)/Cube 0: Measurement grid: dx=8mm, dy=8mm, dz=5mm
Power Drift = 0.007 dB
Peak SAR (extrapolated) = 0.273 W/kg
SAR(1 g) = 0.208 mW/g; SAR(10 g) = 0.154 mW/g



DIGITAL EMC CO., LTD

DUT: KYY21; Type: Bar

Communication System: WCDMA 850 ; Frequency: 836.6 MHz; Duty Cycle: 1:1
Medium parameters used: $f = 836.6$ MHz; $\sigma = 0.878$ mho/m; $\epsilon_r = 43$; $\rho = 1000$ kg/m³
Phantom section: Right Section

DASY4 Configuration:

Probe: EX3DV4 - SN3643; ConvF(9.15, 9.15, 9.15); Calibrated: 2013-01-24; Electronics: DAE3 Sn519
Phantom: SAM with 835MHz; Type: SAM; Serial: TP-1223
Measurement SW: DASY4, V4.7 Build 80; Postprocessing SW: SEMCAD, V1.8 Build 186

Test Date: 2013-05-09; Ambient Temp: 21.9 Tissue Temp: 22.3

Right Tilt, WCDMA850 Ch. 4183, Ant Internal, Standard Battery

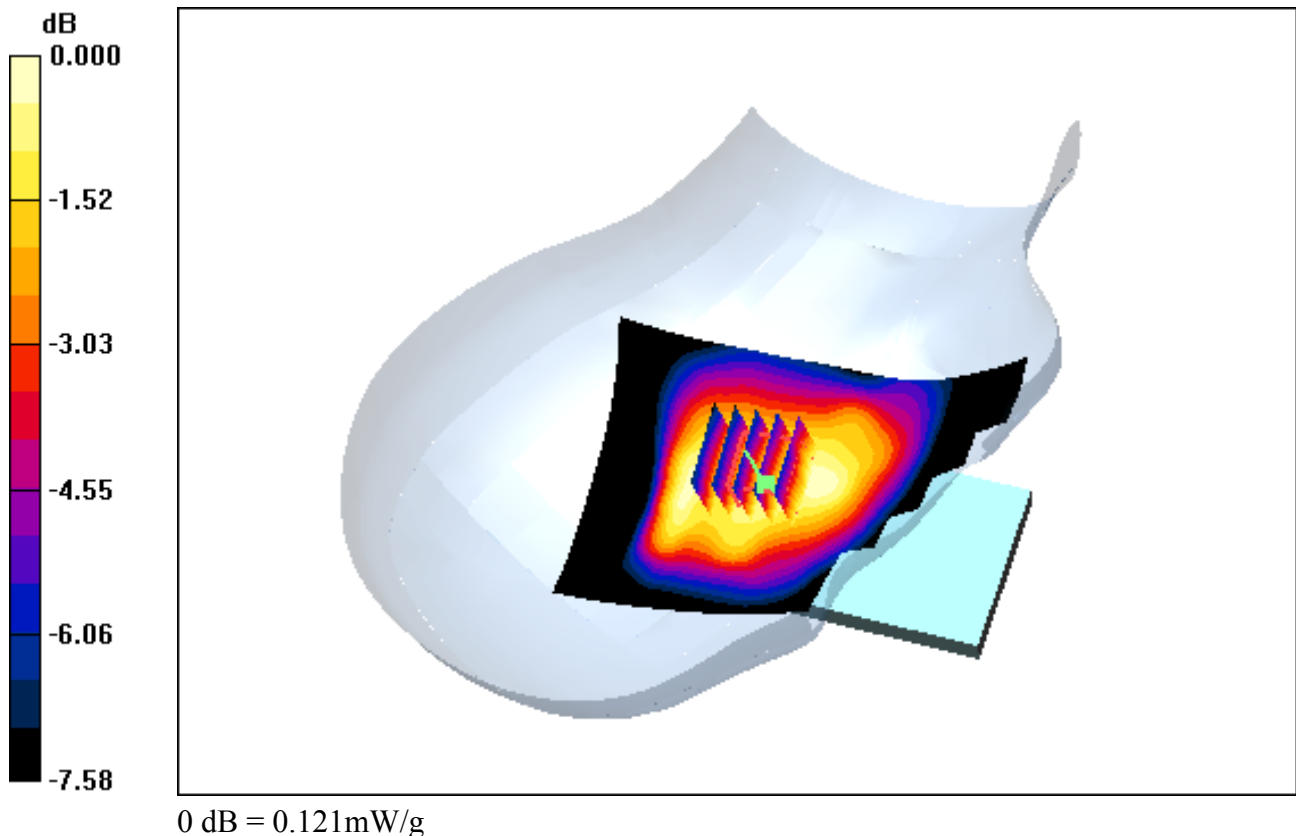
Area Scan (71x111x1): Measurement grid: dx=15mm, dy=15mm

Zoom Scan (5x5x7)/Cube 0: Measurement grid: dx=8mm, dy=8mm, dz=5mm

Power Drift = 0.195 dB

Peak SAR (extrapolated) = 0.134 W/kg

SAR(1 g) = 0.103 mW/g; SAR(10 g) = 0.079 mW/g



DIGITAL EMC CO., LTD

DUT: KYY21; Type: Bar

Communication System: WCDMA 850 ; Frequency: 836.6 MHz; Duty Cycle: 1:1
Medium parameters used: $f = 836.6$ MHz; $\sigma = 0.878$ mho/m; $\epsilon_r = 43$; $\rho = 1000$ kg/m³
Phantom section: Left Section

DASY4 Configuration:

Probe: EX3DV4 - SN3643; ConvF(9.15, 9.15, 9.15); Calibrated: 2013-01-24; Electronics: DAE3 Sn519
Phantom: SAM with 835MHz; Type: SAM; Serial: TP-1223
Measurement SW: DASY4, V4.7 Build 80; Postprocessing SW: SEMCAD, V1.8 Build 186

Test Date: 2013-05-09; Ambient Temp: 21.9 Tissue Temp: 22.3

Left Touch, WCDMA850 Ch. 4183, Ant Internal, Standard Battery

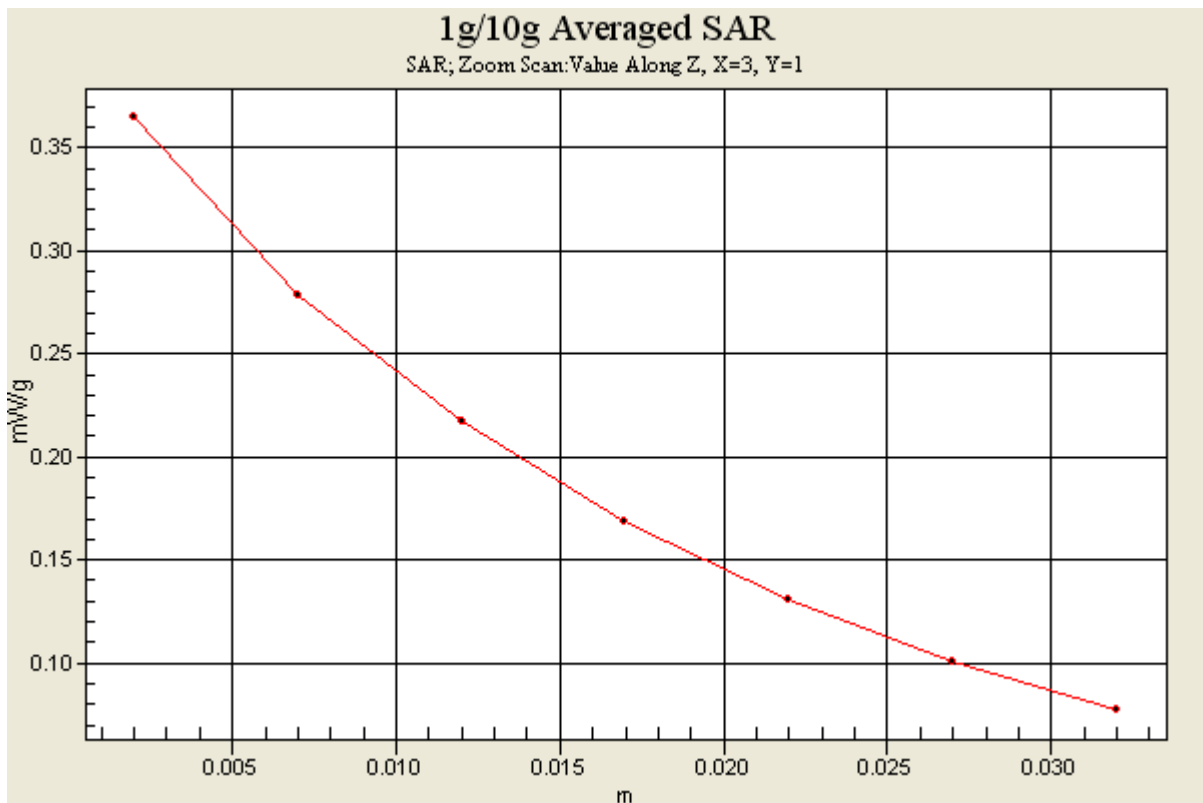
Area Scan (71x111x1): Measurement grid: dx=15mm, dy=15mm

Zoom Scan (5x5x7)/Cube 0: Measurement grid: dx=8mm, dy=8mm, dz=5mm

Power Drift = -0.037 dB

Peak SAR (extrapolated) = 0.408 W/kg

SAR(1 g) = 0.310 mW/g; SAR(10 g) = 0.223 mW/g



DIGITAL EMC CO., LTD

DUT: KYY21; Type: Bar

Communication System: CDMA; Frequency: 836.52 MHz; Duty Cycle: 1:1
Medium parameters used: $f = 836.6$ MHz; $\sigma = 0.879$ mho/m; $\epsilon_r = 42.8$; $\rho = 1000$ kg/m³
Phantom section: Left Section

DASY4 Configuration:

Probe: EX3DV4 - SN3643; ConvF(9.15, 9.15, 9.15); Calibrated: 2013-01-24; Electronics: DAE3 Sn519
Phantom: SAM with 835MHz; Type: SAM; Serial: TP-1223
Measurement SW: DASY4, V4.7 Build 80; Postprocessing SW: SEMCAD, V1.8 Build 186

Test Date: 2013-05-10; Ambient Temp: 22.4 Tissue Temp: 22.6

Left Touch, CDMA Cellular Ch. 384, Ant Internal, Standard Battery


Area Scan (71x111x1): Measurement grid: dx=15mm, dy=15mm

Zoom Scan (5x5x7)/Cube 0: Measurement grid: dx=8mm, dy=8mm, dz=5mm

Power Drift = 0.026 dB

Peak SAR (extrapolated) = 0.326 W/kg

SAR(1 g) = 0.246 mW/g; SAR(10 g) = 0.175 mW/g



0 dB = 0.285mW/g

DIGITAL EMC CO., LTD

DUT: KYY21; Type: Bar

Communication System: CDMA; Frequency: 836.52 MHz; Duty Cycle: 1:1
Medium parameters used: $f = 836.6 \text{ MHz}$; $\sigma = 0.879 \text{ mho/m}$; $\epsilon_r = 42.8$; $\rho = 1000 \text{ kg/m}^3$
Phantom section: Right Section

DASY4 Configuration:

Probe: EX3DV4 - SN3643; ConvF(9.15, 9.15, 9.15); Calibrated: 2013-01-24; Electronics: DAE3 Sn519
Phantom: SAM with 835MHz; Type: SAM; Serial: TP-1223
Measurement SW: DASY4, V4.7 Build 80; Postprocessing SW: SEMCAD, V1.8 Build 186

Test Date: 2013-05-10; Ambient Temp: 22.4 Tissue Temp: 22.6

Right Touch, CDMA Cellular Ch. 384, Ant Internal, Standard Battery

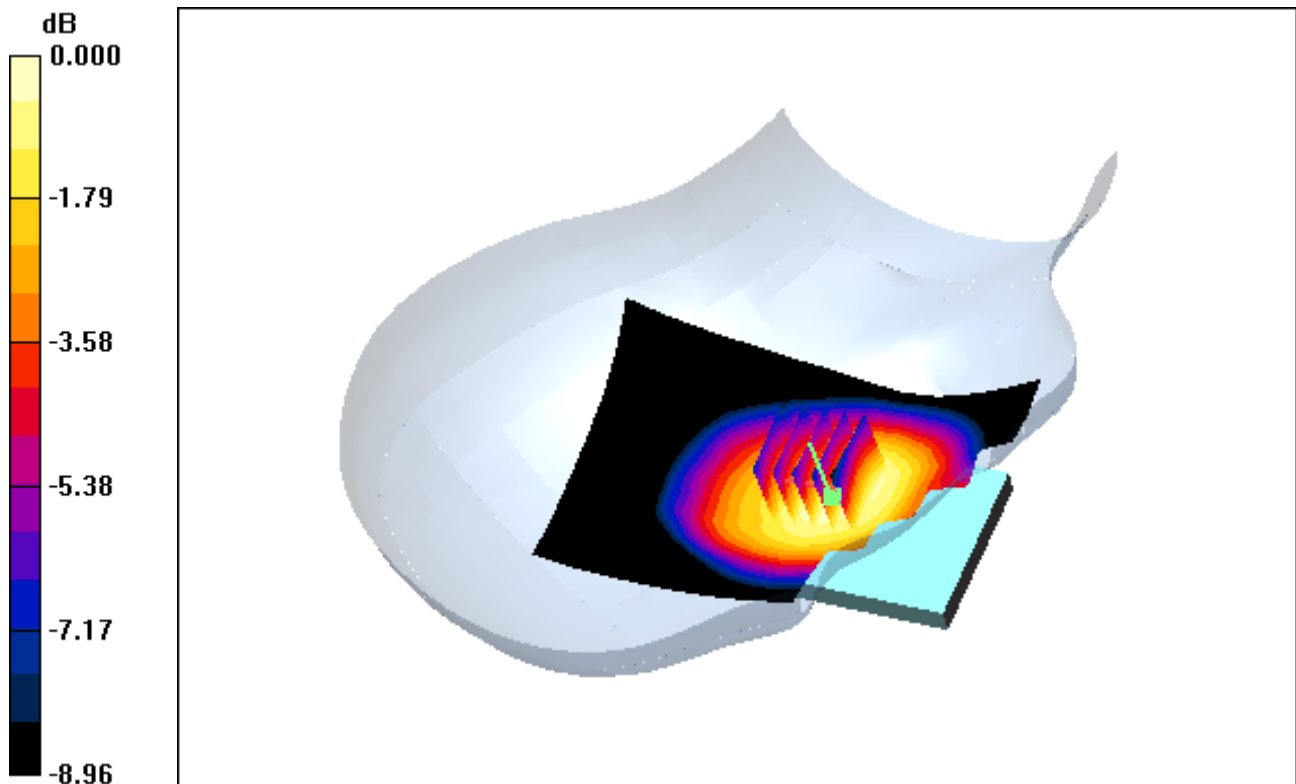
Area Scan (71x111x1): Measurement grid: $dx=15\text{mm}$, $dy=15\text{mm}$

Zoom Scan (5x5x7)/Cube 0: Measurement grid: $dx=8\text{mm}$, $dy=8\text{mm}$, $dz=5\text{mm}$

Power Drift = 0.060 dB

Peak SAR (extrapolated) = 0.401 W/kg

SAR(1 g) = 0.319 mW/g; SAR(10 g) = 0.245 mW/g



0 dB = 0.366mW/g

DIGITAL EMC CO., LTD

DUT: KYY21; Type: Bar

Communication System: CDMA; Frequency: 836.52 MHz; Duty Cycle: 1:1
Medium parameters used: $f = 836.6$ MHz; $\sigma = 0.879$ mho/m; $\epsilon_r = 42.8$; $\rho = 1000$ kg/m³
Phantom section: Left Section

DASY4 Configuration:

Probe: EX3DV4 - SN3643; ConvF(9.15, 9.15, 9.15); Calibrated: 2013-01-24; Electronics: DAE3 Sn519
Phantom: SAM with 835MHz; Type: SAM; Serial: TP-1223
Measurement SW: DASY4, V4.7 Build 80; Postprocessing SW: SEMCAD, V1.8 Build 186

Test Date: 2013-05-10; Ambient Temp: 22.4 Tissue Temp: 22.6

Left Tilt, CDMA Cellular Ch. 384, Ant Internal, Standard Battery

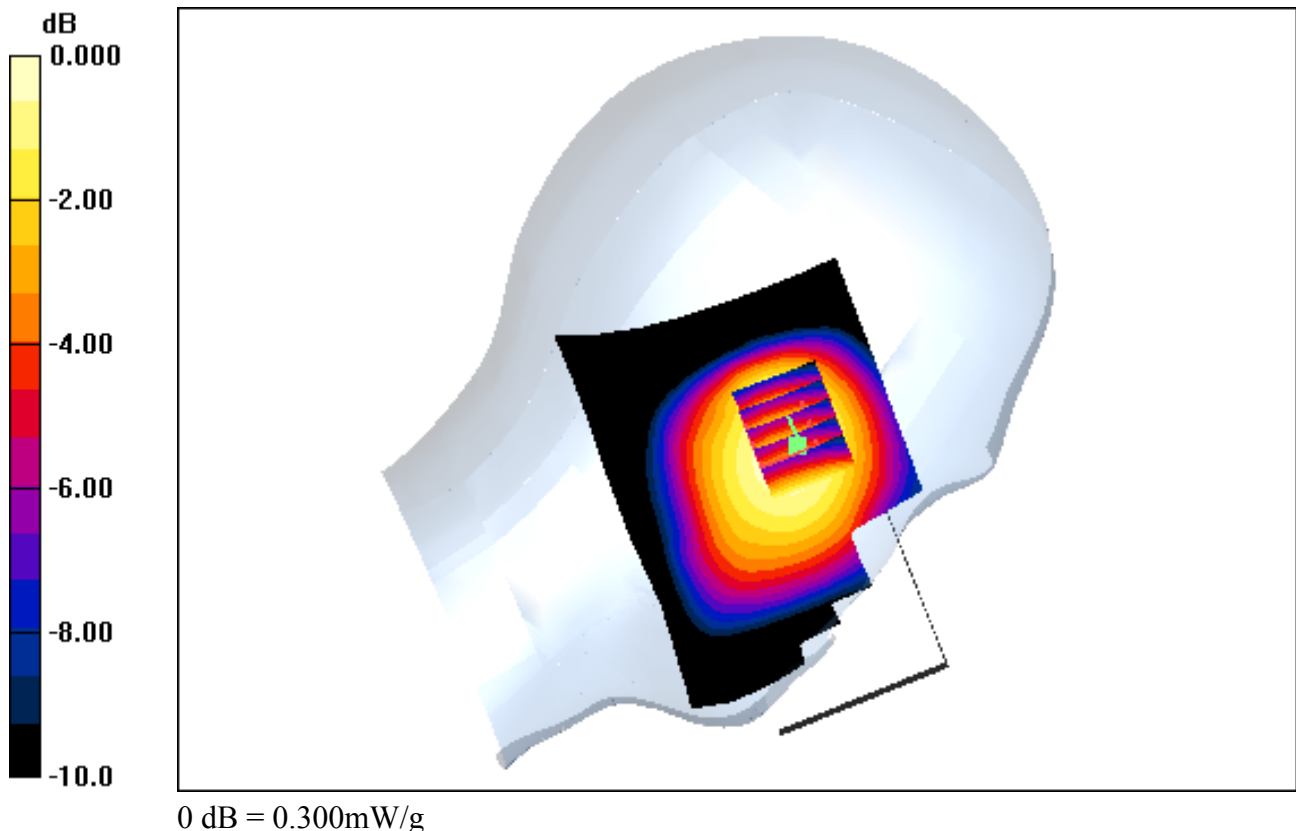
Area Scan (71x111x1): Measurement grid: dx=15mm, dy=15mm

Zoom Scan (5x5x7)/Cube 0: Measurement grid: dx=8mm, dy=8mm, dz=5mm

Power Drift = -0.071 dB

Peak SAR (extrapolated) = 0.337 W/kg

SAR(1 g) = 0.259 mW/g; SAR(10 g) = 0.192 mW/g



DIGITAL EMC CO., LTD

DUT: KYY21; Type: Bar

Communication System: CDMA; Frequency: 836.52 MHz; Duty Cycle: 1:1
Medium parameters used: $f = 836.6$ MHz; $\sigma = 0.879$ mho/m; $\epsilon_r = 42.8$; $\rho = 1000$ kg/m³
Phantom section: Right Section

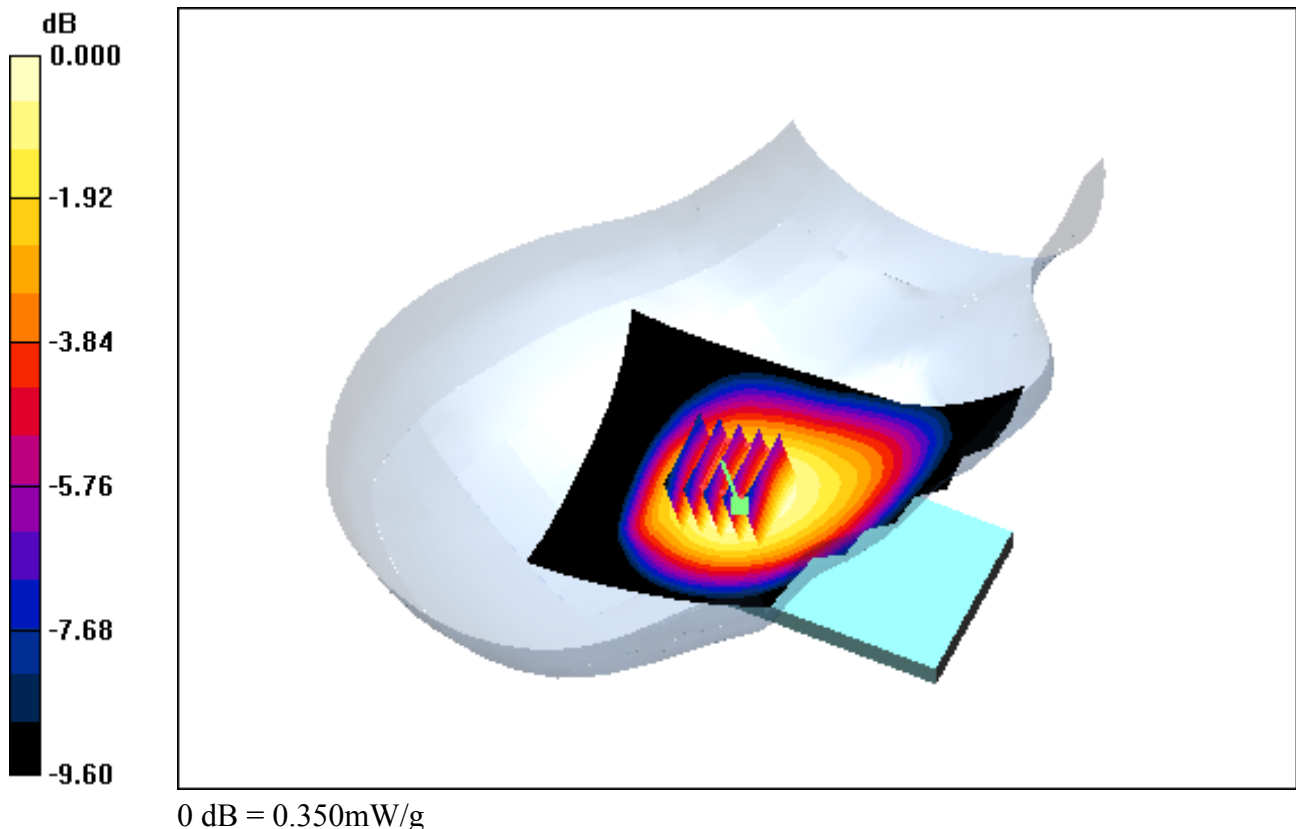
DASY4 Configuration:

Probe: EX3DV4 - SN3643; ConvF(9.15, 9.15, 9.15); Calibrated: 2013-01-24; Electronics: DAE3 Sn519
Phantom: SAM with 835MHz; Type: SAM; Serial: TP-1223
Measurement SW: DASY4, V4.7 Build 80; Postprocessing SW: SEMCAD, V1.8 Build 186

Test Date: 2013-05-10; Ambient Temp: 22.4 Tissue Temp: 22.6

Right Tilt, CDMA Cellular Ch. 384, Ant Internal, Standard Battery

Area Scan (71x111x1): Measurement grid: dx=15mm, dy=15mm
Zoom Scan (5x5x7)/Cube 0: Measurement grid: dx=8mm, dy=8mm, dz=5mm
Power Drift = 0.042 dB
Peak SAR (extrapolated) = 0.389 W/kg
SAR(1 g) = 0.302 mW/g; SAR(10 g) = 0.227 mW/g



DIGITAL EMC CO., LTD

DUT: KYY21; Type: Bar

Communication System: CDMA; Frequency: 836.52 MHz; Duty Cycle: 1:1
Medium parameters used: $f = 836.6$ MHz; $\sigma = 0.879$ mho/m; $\epsilon_r = 42.8$; $\rho = 1000$ kg/m³
Phantom section: Right Section

DASY4 Configuration:

Probe: EX3DV4 - SN3643; ConvF(9.15, 9.15, 9.15); Calibrated: 2013-01-24; Electronics: DAE3 Sn519
Phantom: SAM with 835MHz; Type: SAM; Serial: TP-1223
Measurement SW: DASY4, V4.7 Build 80; Postprocessing SW: SEMCAD, V1.8 Build 186

Test Date: 2013-05-10; Ambient Temp: 22.4 Tissue Temp: 22.6

Right Touch, CDMA Cellular Ch. 384, Ant Internal, Standard Battery

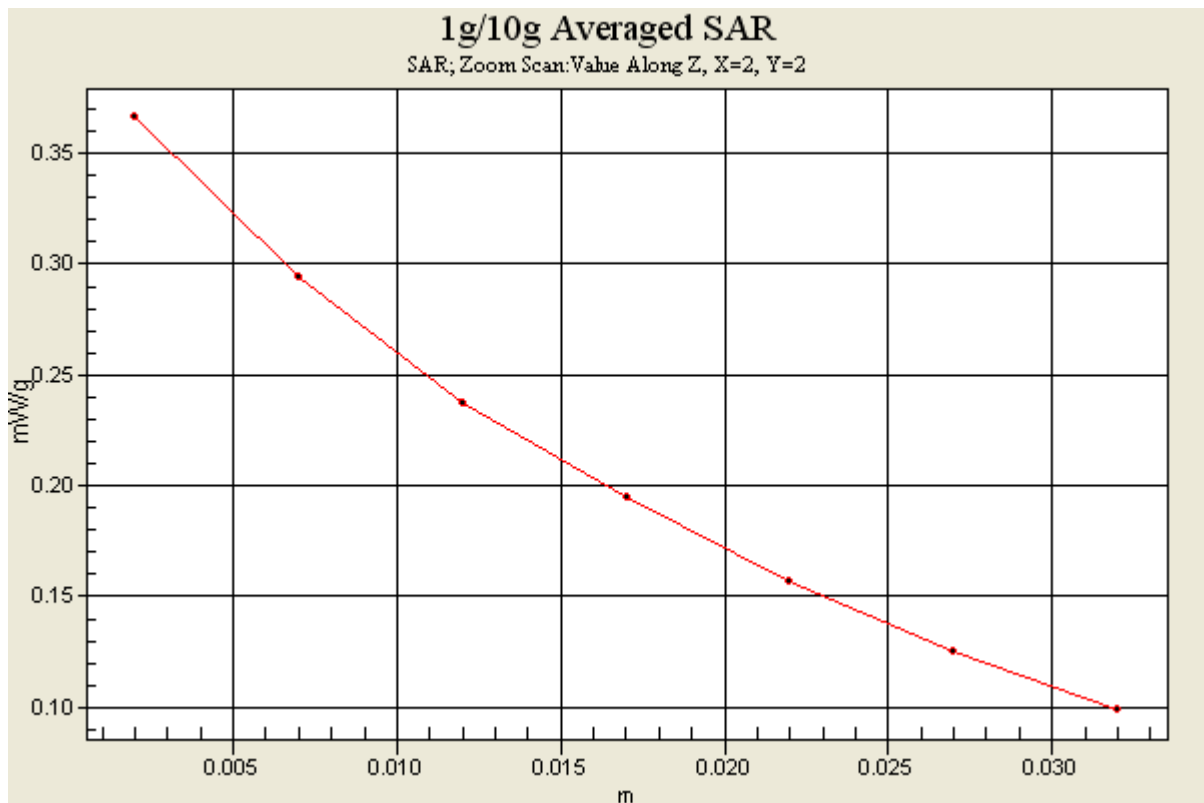
Area Scan (71x111x1): Measurement grid: dx=15mm, dy=15mm

Zoom Scan (5x5x7)/Cube 0: Measurement grid: dx=8mm, dy=8mm, dz=5mm

Power Drift = 0.060 dB

Peak SAR (extrapolated) = 0.401 W/kg

SAR(1 g) = 0.319 mW/g; SAR(10 g) = 0.245 mW/g



DIGITAL EMC CO., LTD

DUT: KYY21; Type: Bar

Communication System: PCS1900; Frequency: 1880 MHz; Duty Cycle: 1:8.3
Medium parameters used: $f = 1880$ MHz; $\sigma = 1.4$ mho/m; $\epsilon_r = 39.8$; $\rho = 1000$ kg/m³
Phantom section: Left Section


DASY4 Configuration:

Probe: EX3DV4 - SN3643; ConvF(7.68, 7.68, 7.68); Calibrated: 2013-01-24; Electronics: DAE3 Sn519
Phantom: SAM 1800/1900 MHz; Type: SAM; Serial: TP-1224
Measurement SW: DASY4, V4.7 Build 80; Postprocessing SW: SEMCAD, V1.8 Build 186

Test Date: 2013-05-08; Ambient Temp: 22.2 Tissue Temp: 22.5

Left Touch, PCS1900 Ch. 661, Ant Internal, Standard Battery

Area Scan (71x111x1): Measurement grid: dx=15mm, dy=15mm
Zoom Scan (5x5x7)/Cube 0: Measurement grid: dx=8mm, dy=8mm, dz=5mm
Power Drift = -0.138 dB
Peak SAR (extrapolated) = 0.529 W/kg
SAR(1 g) = 0.324 mW/g; SAR(10 g) = 0.193 mW/g



0 dB = 0.422mW/g

DIGITAL EMC CO., LTD

DUT: KYY21; Type: Bar

Communication System: PCS1900; Frequency: 1880 MHz; Duty Cycle: 1:8.3
Medium parameters used: $f = 1880 \text{ MHz}$; $\sigma = 1.4 \text{ mho/m}$; $\epsilon_r = 39.8$; $\rho = 1000 \text{ kg/m}^3$
Phantom section: Right Section

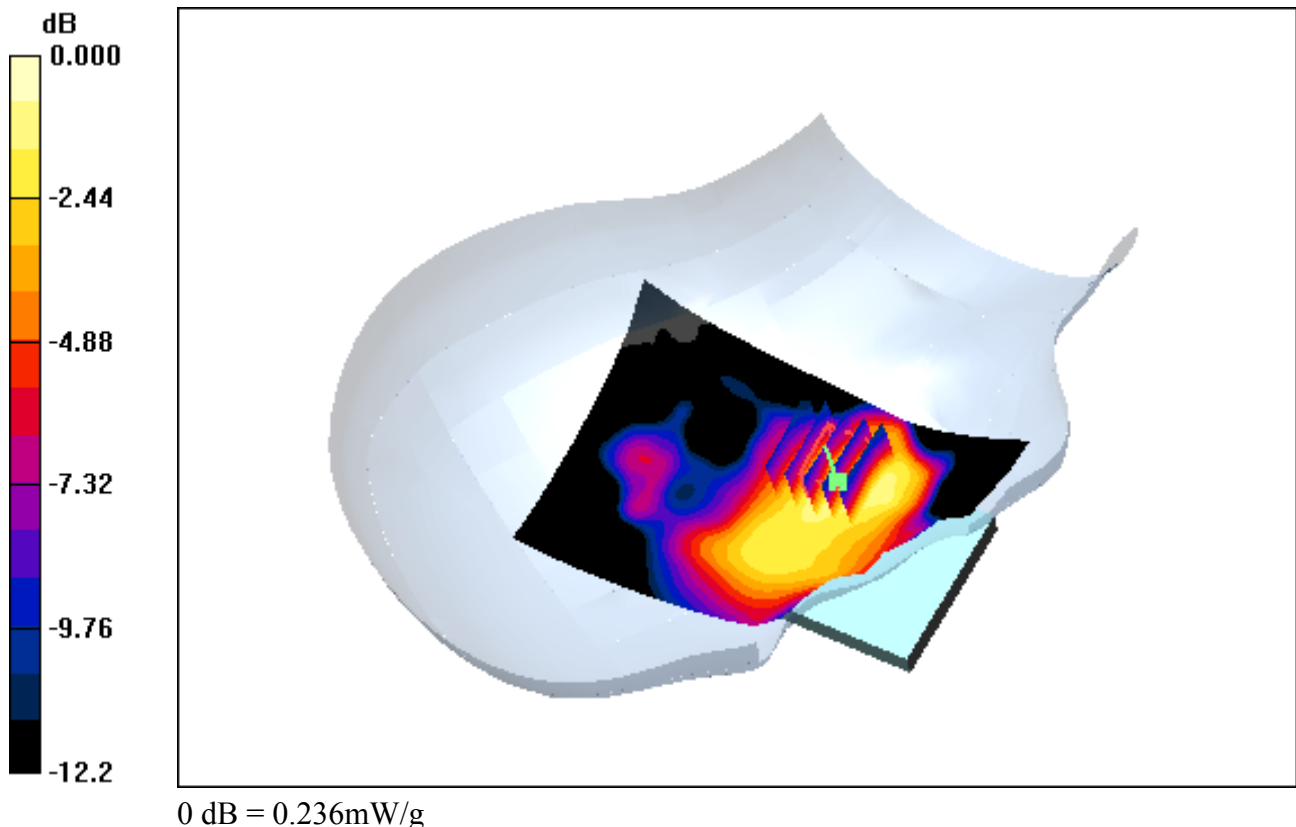
DASY4 Configuration:

Probe: EX3DV4 - SN3643; ConvF(7.68, 7.68, 7.68); Calibrated: 2013-01-24; Electronics: DAE3 Sn519
Phantom: SAM 1800/1900 MHz; Type: SAM; Serial: TP-1224
Measurement SW: DASY4, V4.7 Build 80; Postprocessing SW: SEMCAD, V1.8 Build 186

Test Date: 2013-05-08; Ambient Temp: 22.2 Tissue Temp: 22.5

Right Touch, PCS1900 Ch. 661, Ant Internal, Standard Battery

Area Scan (71x111x1): Measurement grid: $dx=15\text{mm}$, $dy=15\text{mm}$
Zoom Scan (5x5x7)/Cube 0: Measurement grid: $dx=8\text{mm}$, $dy=8\text{mm}$, $dz=5\text{mm}$
Power Drift = 0.195 dB
Peak SAR (extrapolated) = 0.274 W/kg
SAR(1 g) = 0.186 mW/g; SAR(10 g) = 0.119 mW/g



DIGITAL EMC CO., LTD

DUT: KYY21; Type: Bar

Communication System: PCS1900; Frequency: 1880 MHz; Duty Cycle: 1:8.3
Medium parameters used: $f = 1880$ MHz; $\sigma = 1.4$ mho/m; $\epsilon_r = 39.8$; $\rho = 1000$ kg/m³
Phantom section: Left Section

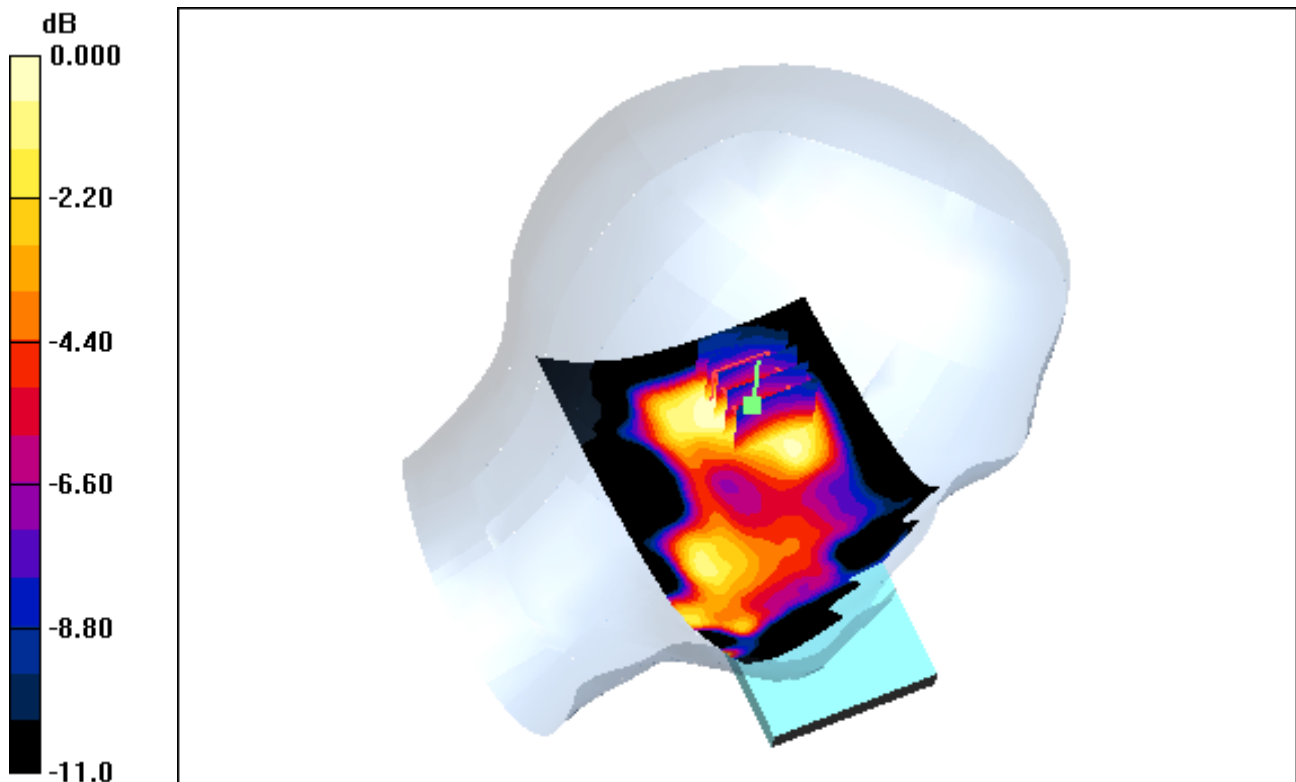
DASY4 Configuration:

Probe: EX3DV4 - SN3643; ConvF(7.68, 7.68, 7.68); Calibrated: 2013-01-24; Electronics: DAE3 Sn519
Phantom: SAM 1800/1900 MHz; Type: SAM; Serial: TP-1224
Measurement SW: DASY4, V4.7 Build 80; Postprocessing SW: SEMCAD, V1.8 Build 186

Test Date: 2013-05-08; Ambient Temp: 22.2 Tissue Temp: 22.5

Left Tilt, PCS1900 Ch. 661, Ant Internal, Standard Battery

Area Scan (71x111x1): Measurement grid: dx=15mm, dy=15mm
Zoom Scan (5x5x7)/Cube 0: Measurement grid: dx=8mm, dy=8mm, dz=5mm
Power Drift = 0.083 dB
Peak SAR (extrapolated) = 0.155 W/kg
SAR(1 g) = 0.105 mW/g; SAR(10 g) = 0.068 mW/g



0 dB = 0.128mW/g

DIGITAL EMC CO., LTD

DUT: KYY21; Type: Bar

Communication System: PCS1900; Frequency: 1880 MHz; Duty Cycle: 1:8.3
Medium parameters used: $f = 1880$ MHz; $\sigma = 1.4$ mho/m; $\epsilon_r = 39.8$; $\rho = 1000$ kg/m³
Phantom section: Right Section

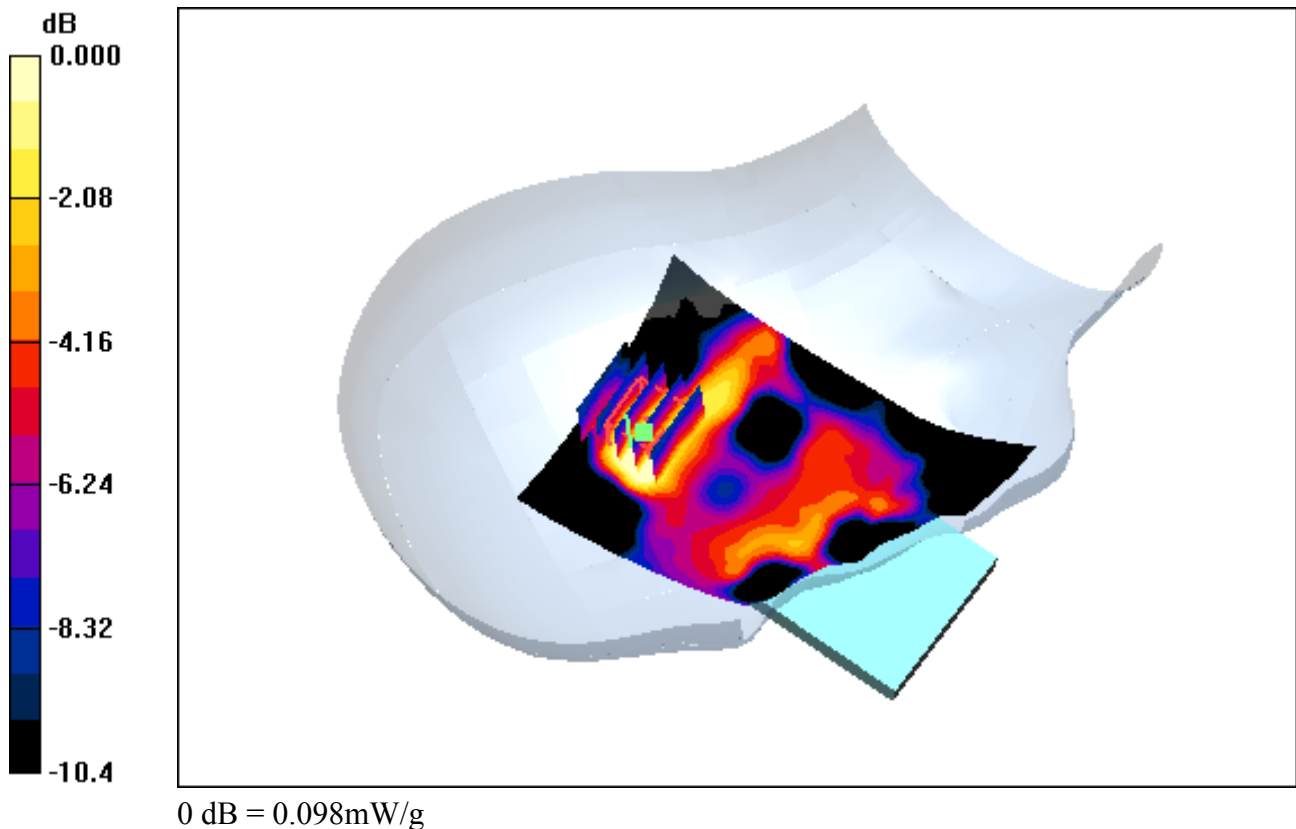
DASY4 Configuration:

Probe: EX3DV4 - SN3643; ConvF(7.68, 7.68, 7.68); Calibrated: 2013-01-24; Electronics: DAE3 Sn519
Phantom: SAM 1800/1900 MHz; Type: SAM; Serial: TP-1224
Measurement SW: DASY4, V4.7 Build 80; Postprocessing SW: SEMCAD, V1.8 Build 186

Test Date: 2013-05-08; Ambient Temp: 22.2 Tissue Temp: 22.5

Right Tilt, PCS1900 Ch. 661, Ant Internal, Standard Battery

Area Scan (71x111x1): Measurement grid: dx=15mm, dy=15mm
Zoom Scan (5x5x7)/Cube 0: Measurement grid: dx=8mm, dy=8mm, dz=5mm
Power Drift = 0.121 dB
Peak SAR (extrapolated) = 0.139 W/kg
SAR(1 g) = 0.078 mW/g; SAR(10 g) = 0.049 mW/g



DIGITAL EMC CO., LTD

DUT: KYY21; Type: Bar

Communication System: PCS1900; Frequency: 1880 MHz; Duty Cycle: 1:8.3
Medium parameters used: $f = 1880$ MHz; $\sigma = 1.4$ mho/m; $\epsilon_r = 39.8$; $\rho = 1000$ kg/m³
Phantom section: Left Section

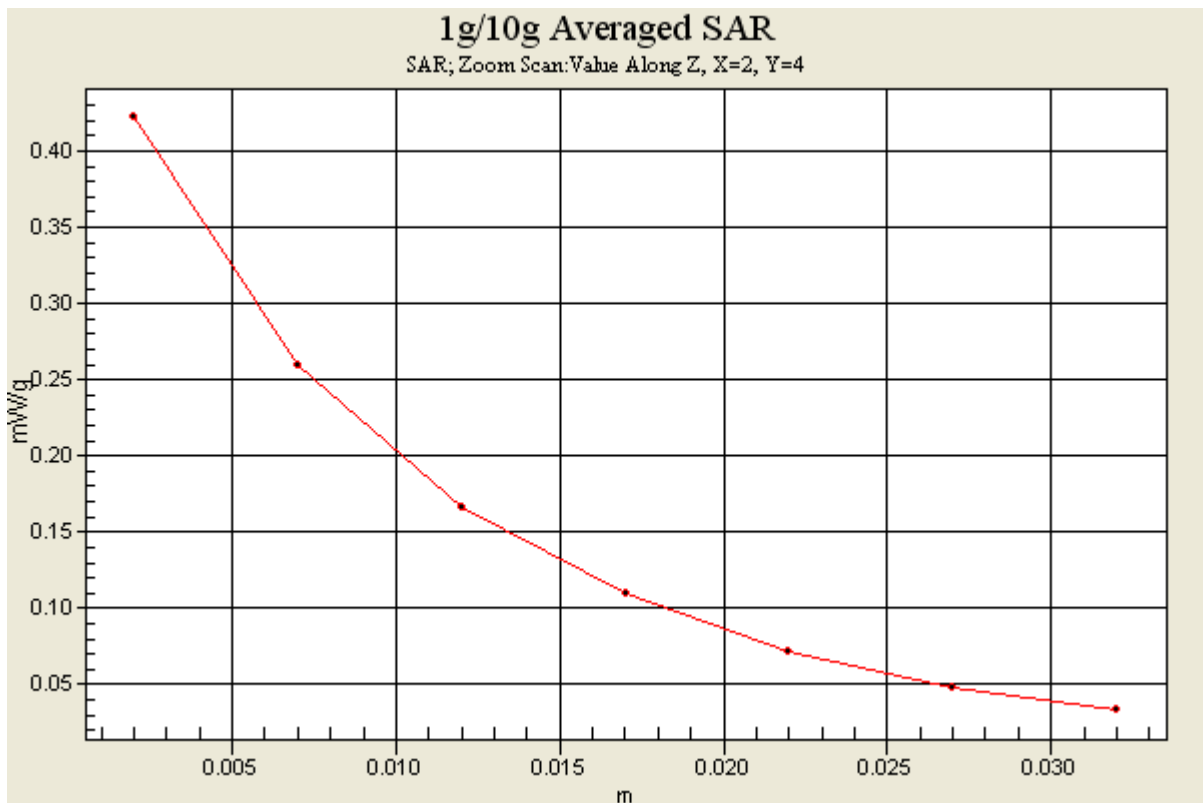
DASY4 Configuration:

Probe: EX3DV4 - SN3643; ConvF(7.68, 7.68, 7.68); Calibrated: 2013-01-24; Electronics: DAE3 Sn519
Phantom: SAM 1800/1900 MHz; Type: SAM; Serial: TP-1224
Measurement SW: DASY4, V4.7 Build 80; Postprocessing SW: SEMCAD, V1.8 Build 186

Test Date: 2013-05-08; Ambient Temp: 22.2 Tissue Temp: 22.5

Left Touch, PCS1900 Ch. 661, Ant Internal, Standard Battery

Area Scan (71x111x1): Measurement grid: dx=15mm, dy=15mm
Zoom Scan (5x5x7)/Cube 0: Measurement grid: dx=8mm, dy=8mm, dz=5mm
Power Drift = -0.138 dB
Peak SAR (extrapolated) = 0.529 W/kg
SAR(1 g) = 0.324 mW/g; SAR(10 g) = 0.193 mW/g



DIGITAL EMC CO., LTD

DUT: KYY21; Type: Bar

Communication System: W-LAN; Frequency: 2412 MHz; Duty Cycle: 1:1

Medium parameters used: $f = 2412$ MHz; $\sigma = 1.76$ mho/m; $\epsilon_r = 37.8$; $\rho = 1000$ kg/m³

Phantom section: Left Section

DASY4 Configuration:

Probe: EX3DV4 - SN3643; ConvF(6.97, 6.97, 6.97); Calibrated: 2013-01-24; Electronics: DAE3 Sn519

Phantom: SAM 1800/1900 MHz; Type: SAM; Serial: TP-1224

Measurement SW: DASY4, V4.7 Build 80; Postprocessing SW: SEMCAD, V1.8 Build 186

Test Date: 2013-05-11; Ambient Temp: 22.2 Tissue Temp: 22.7

Left Touch, W-LAN(802.11b) Ch. 1, Ant Internal, Standard Battery


Area Scan (141x161x1): Measurement grid: dx=12mm, dy=12mm

Zoom Scan (7x7x7)/Cube 0: Measurement grid: dx=5mm, dy=5mm, dz=5mm

Power Drift = -0.073 dB

Peak SAR (extrapolated) = 1.24 W/kg

SAR(1 g) = 0.528 mW/g; SAR(10 g) = 0.244 mW/g



0 dB = 0.832mW/g

DIGITAL EMC CO., LTD

DUT: KYY21; Type: Bar

Communication System: W-LAN; Frequency: 2412 MHz; Duty Cycle: 1:1
Medium parameters used: $f = 2412$ MHz; $\sigma = 1.76$ mho/m; $\epsilon_r = 37.8$; $\rho = 1000$ kg/m³
Phantom section: Right Section

DASY4 Configuration:

Probe: EX3DV4 - SN3643; ConvF(6.97, 6.97, 6.97); Calibrated: 2013-01-24; Electronics: DAE3 Sn519
Phantom: SAM 1800/1900 MHz; Type: SAM; Serial: TP-1224
Measurement SW: DASY4, V4.7 Build 80; Postprocessing SW: SEMCAD, V1.8 Build 186

Test Date: 2013-05-11; Ambient Temp: 22.2 Tissue Temp: 22.7

Right Touch, W-LAN(802.11b) Ch. 1, Ant Internal, Standard Battery

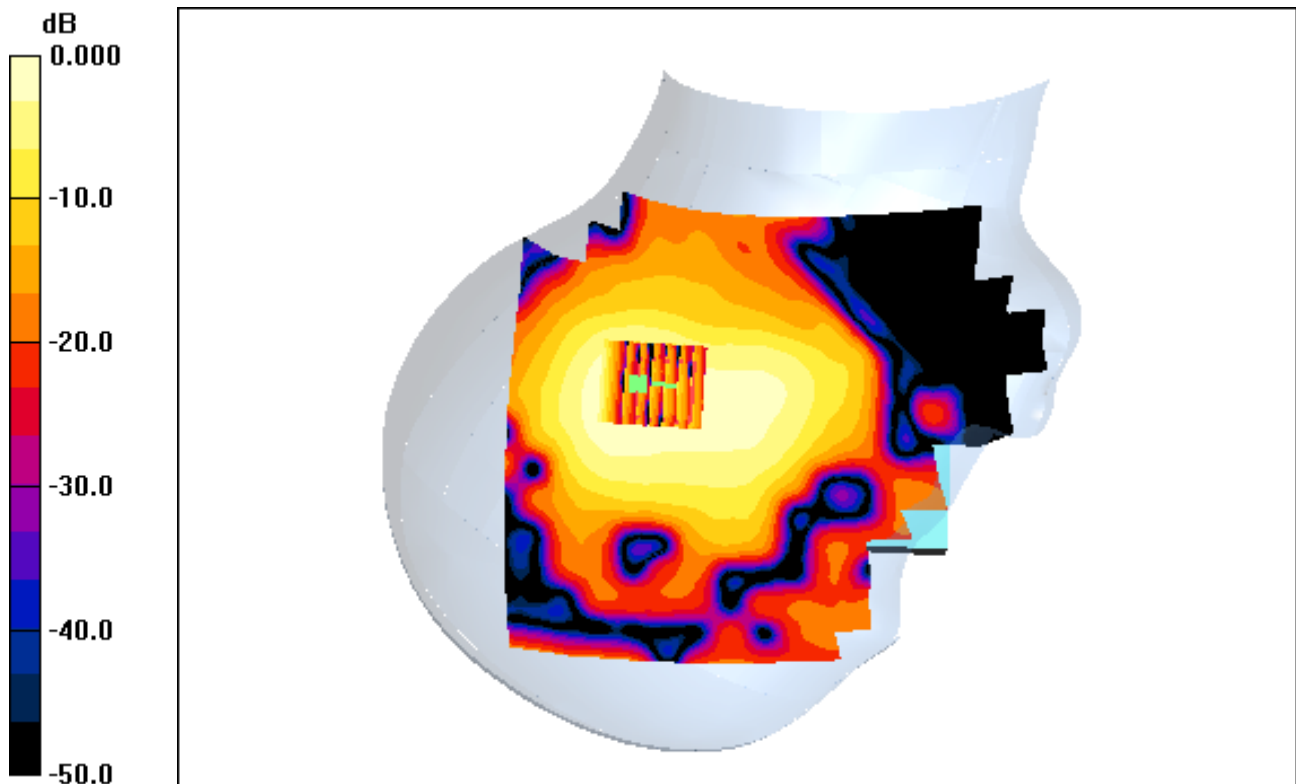
Area Scan (141x161x1): Measurement grid: dx=12mm, dy=12mm

Zoom Scan (7x7x7)/Cube 0: Measurement grid: dx=5mm, dy=5mm, dz=5mm

Power Drift = 0.178 dB

Peak SAR (extrapolated) = 0.459 W/kg

SAR(1 g) = 0.223 mW/g; SAR(10 g) = 0.115 mW/g



0 dB = 0.330mW/g

DIGITAL EMC CO., LTD

DUT: KYY21; Type: Bar

Communication System: W-LAN; Frequency: 2412 MHz; Duty Cycle: 1:1
Medium parameters used: $f = 2412$ MHz; $\sigma = 1.76$ mho/m; $\epsilon_r = 37.8$; $\rho = 1000$ kg/m³
Phantom section: Left Section


DASY4 Configuration:

Probe: EX3DV4 - SN3643; ConvF(6.97, 6.97, 6.97); Calibrated: 2013-01-24; Electronics: DAE3 Sn519
Phantom: SAM 1800/1900 MHz; Type: SAM; Serial: TP-1224
Measurement SW: DASY4, V4.7 Build 80; Postprocessing SW: SEMCAD, V1.8 Build 186

Test Date: 2013-05-11; Ambient Temp: 22.2 Tissue Temp: 22.7

Left Tilt, W-LAN(802.11b) Ch. 1, Ant Internal, Standard Battery

Area Scan (141x161x1): Measurement grid: dx=12mm, dy=12mm
Zoom Scan (7x7x7)/Cube 0: Measurement grid: dx=5mm, dy=5mm, dz=5mm
Power Drift = -0.122 dB
Peak SAR (extrapolated) = 1.04 W/kg
SAR(1 g) = 0.425 mW/g; SAR(10 g) = 0.203 mW/g



DIGITAL EMC CO., LTD

DUT: KYY21; Type: Bar

Communication System: W-LAN; Frequency: 2412 MHz; Duty Cycle: 1:1
Medium parameters used: $f = 2412$ MHz; $\sigma = 1.76$ mho/m; $\epsilon_r = 37.8$; $\rho = 1000$ kg/m³
Phantom section: Right Section

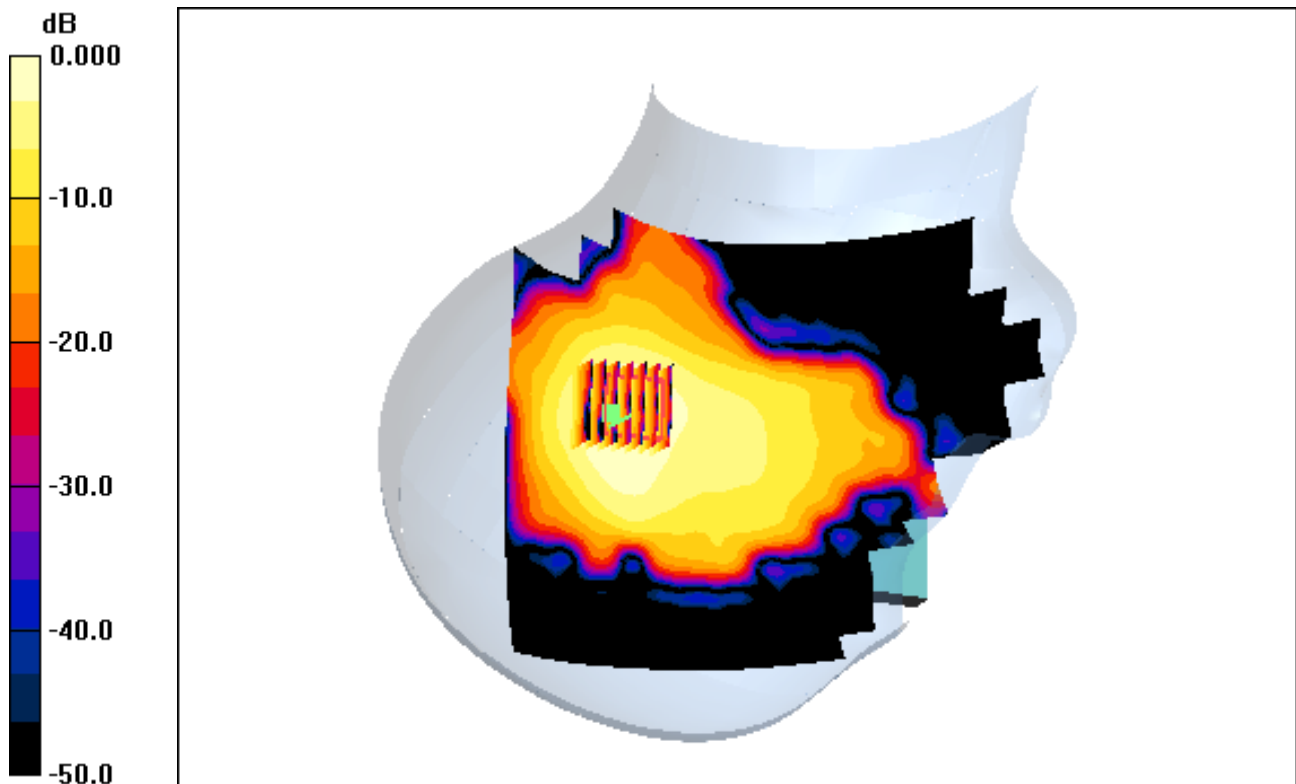
DASY4 Configuration:

Probe: EX3DV4 - SN3643; ConvF(6.97, 6.97, 6.97); Calibrated: 2013-01-24; Electronics: DAE3 Sn519
Phantom: SAM 1800/1900 MHz; Type: SAM; Serial: TP-1224
Measurement SW: DASY4, V4.7 Build 80; Postprocessing SW: SEMCAD, V1.8 Build 186

Test Date: 2013-05-11; Ambient Temp: 22.2 Tissue Temp: 22.7

Right Tilt, W-LAN(802.11b) Ch. 1, Ant Internal, Standard Battery

Area Scan (141x161x1): Measurement grid: dx=12mm, dy=12mm
Zoom Scan (7x7x7)/Cube 0: Measurement grid: dx=5mm, dy=5mm, dz=5mm
Power Drift = -0.057 dB
Peak SAR (extrapolated) = 0.375 W/kg
SAR(1 g) = 0.167 mW/g; SAR(10 g) = 0.084 mW/g



0 dB = 0.260mW/g

DIGITAL EMC CO., LTD

DUT: KYY21; Type: Bar

Communication System: W-LAN; Frequency: 2412 MHz; Duty Cycle: 1:1

Medium parameters used: $f = 2412$ MHz; $\sigma = 1.76$ mho/m; $\epsilon_r = 37.8$; $\rho = 1000$ kg/m³

Phantom section: Left Section

DASY4 Configuration:

Probe: EX3DV4 - SN3643; ConvF(6.97, 6.97, 6.97); Calibrated: 2013-01-24; Electronics: DAE3 Sn519

Phantom: SAM 1800/1900 MHz; Type: SAM; Serial: TP-1224

Measurement SW: DASY4, V4.7 Build 80; Postprocessing SW: SEMCAD, V1.8 Build 186

Test Date: 2013-05-11; Ambient Temp: 22.2 Tissue Temp: 22.7

Left Touch, W-LAN(802.11b) Ch. 1, Ant Internal, Standard Battery

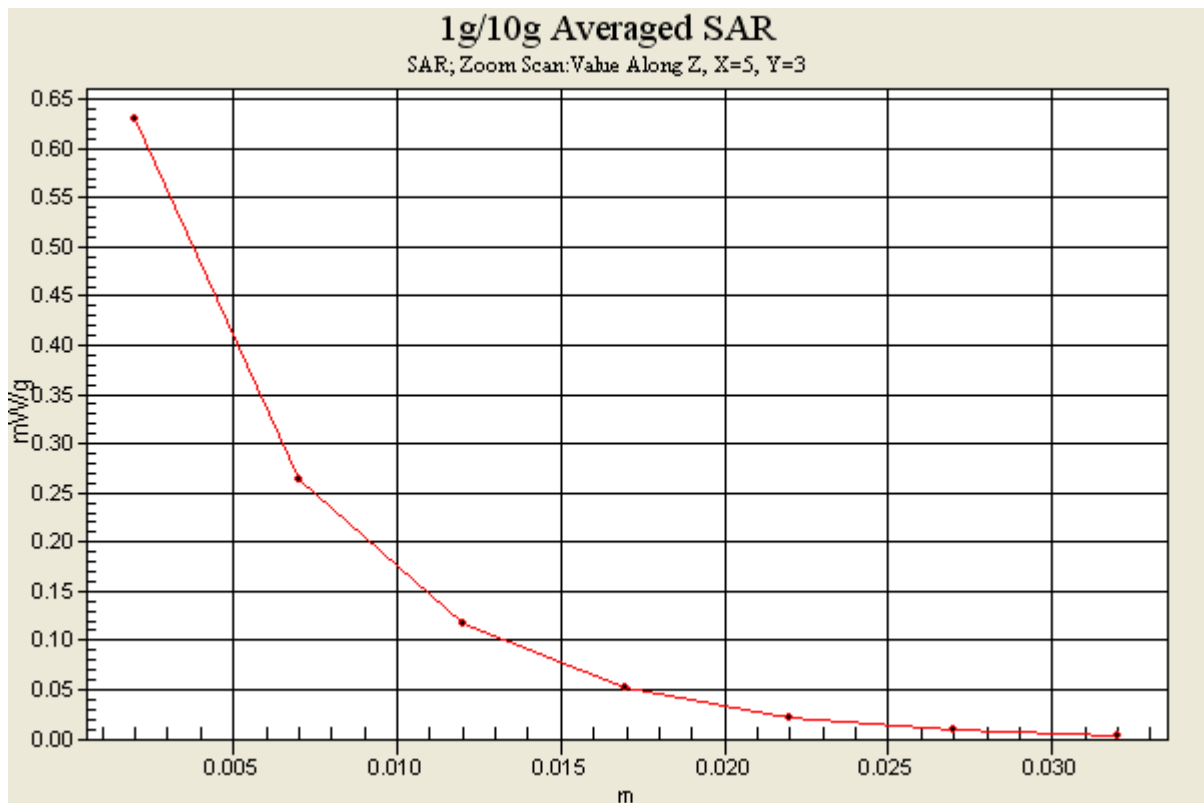
Area Scan (141x161x1): Measurement grid: dx=12mm, dy=12mm

Zoom Scan (7x7x7)/Cube 0: Measurement grid: dx=5mm, dy=5mm, dz=5mm

Power Drift = -0.073 dB

Peak SAR (extrapolated) = 1.24 W/kg

SAR(1 g) = 0.528 mW/g; SAR(10 g) = 0.244 mW/g



DIGITAL EMC CO., LTD

DUT: KYY21; Type: Bar

Communication System: W-LAN_5200; Frequency: 5240 MHz; Duty Cycle: 1:1
Medium parameters used: $f = 5240$ MHz; $\sigma = 4.8$ mho/m; $\epsilon_r = 36.1$; $\rho = 1000$ kg/m³
Phantom section: Left Section

DASY4 Configuration:

Probe: EX3DV4 - SN3643; ConvF(4.87, 4.87, 4.87); Calibrated: 2013-01-24; Electronics: DAE3 Sn519
Phantom: SAM 1800/1900 MHz; Type: SAM; Serial: TP-1224
Measurement SW: DASY4, V4.7 Build 80; Postprocessing SW: SEMCAD, V1.8 Build 186

Test Date: 2013-05-12; Ambient Temp: 21.8 Tissue Temp: 22.3

Left Touch, W-LAN(802.11a - 5.2 G Band) Ch. 48, Ant Internal, Standard Battery


Area Scan (111x181x1): Measurement grid: dx=10mm, dy=10mm

Zoom Scan (7x7x11)/Cube 0: Measurement grid: dx=4mm, dy=4mm, dz=2mm

Power Drift = 0.000 dB

Peak SAR (extrapolated) = 0.244 W/kg

SAR(1 g) = 0.067 mW/g; SAR(10 g) = 0.020 mW/g



0 dB = 0.132mW/g

DIGITAL EMC CO., LTD

DUT: KYY21; Type: Bar

Communication System: W-LAN_5200; Frequency: 5240 MHz; Duty Cycle: 1:1
Medium parameters used: $f = 5240$ MHz; $\sigma = 4.8$ mho/m; $\epsilon_r = 36.1$; $\rho = 1000$ kg/m³
Phantom section: Right Section

DASY4 Configuration:

Probe: EX3DV4 - SN3643; ConvF(4.87, 4.87, 4.87); Calibrated: 2013-01-24; Electronics: DAE3 Sn519
Phantom: SAM 1800/1900 MHz; Type: SAM; Serial: TP-1224
Measurement SW: DASY4, V4.7 Build 80; Postprocessing SW: SEMCAD, V1.8 Build 186

Test Date: 2013-05-12; Ambient Temp: 21.8 Tissue Temp: 22.3

Right Touch, W-LAN(802.11a - 5.2 G Band) Ch. 48, Ant Internal, Standard Battery


Area Scan (111x161x1): Measurement grid: dx=10mm, dy=10mm

Zoom Scan (7x7x11)/Cube 0: Measurement grid: dx=4mm, dy=4mm, dz=2mm

Power Drift = 0.000 dB

Peak SAR (extrapolated) = 0.107 W/kg

SAR(1 g) = 0.038 mW/g; SAR(10 g) = 0.019 mW/g



0 dB = 0.066mW/g

DIGITAL EMC CO., LTD

DUT: KYY21; Type: Bar

Communication System: W-LAN_5200; Frequency: 5240 MHz; Duty Cycle: 1:1
Medium parameters used: $f = 5240$ MHz; $\sigma = 4.8$ mho/m; $\epsilon_r = 36.1$; $\rho = 1000$ kg/m³
Phantom section: Right Section

DASY4 Configuration:

Probe: EX3DV4 - SN3643; ConvF(4.87, 4.87, 4.87); Calibrated: 2013-01-24; Electronics: DAE3 Sn519
Phantom: SAM 1800/1900 MHz; Type: SAM; Serial: TP-1224
Measurement SW: DASY4, V4.7 Build 80; Postprocessing SW: SEMCAD, V1.8 Build 186

Test Date: 2013-05-12; Ambient Temp: 21.8 Tissue Temp: 22.3

Right Touch, W-LAN(802.11a - 5.2 G Band) Ch. 48, Ant Internal, Standard Battery

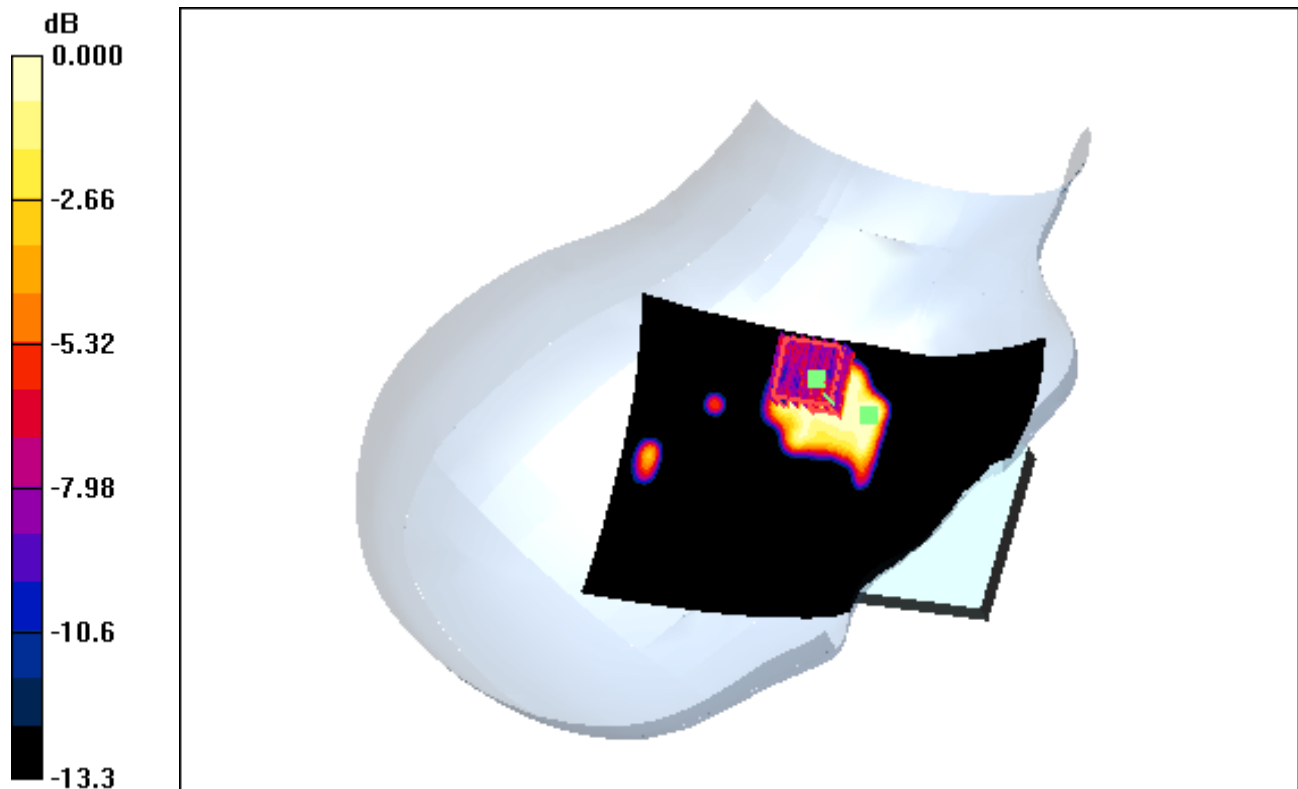
Area Scan (111x161x1): Measurement grid: dx=10mm, dy=10mm

Zoom Scan (7x7x11)/Cube 1: Measurement grid: dx=4mm, dy=4mm, dz=2mm

Power Drift = 0.000 dB

Peak SAR (extrapolated) = 0.130 W/kg

SAR(1 g) = 0.042 mW/g; SAR(10 g) = 0.019 mW/g



0 dB = 0.069mW/g

DIGITAL EMC CO., LTD

DUT: KYY21; Type: Bar

Communication System: W-LAN_5200; Frequency: 5240 MHz; Duty Cycle: 1:1
Medium parameters used: $f = 5240$ MHz; $\sigma = 4.8$ mho/m; $\epsilon_r = 36.1$; $\rho = 1000$ kg/m³
Phantom section: Left Section

DASY4 Configuration:

Probe: EX3DV4 - SN3643; ConvF(4.87, 4.87, 4.87); Calibrated: 2013-01-24; Electronics: DAE3 Sn519
Phantom: SAM 1800/1900 MHz; Type: SAM; Serial: TP-1224
Measurement SW: DASY4, V4.7 Build 80; Postprocessing SW: SEMCAD, V1.8 Build 186

Test Date: 2013-05-12; Ambient Temp: 21.8 Tissue Temp: 22.3

Left Tilt, W-LAN(802.11a - 5.2 G Band) Ch. 48, Ant Internal, Standard Battery


Area Scan (111x181x1): Measurement grid: dx=10mm, dy=10mm

Zoom Scan (7x7x11)/Cube 0: Measurement grid: dx=4mm, dy=4mm, dz=2mm

Power Drift = 0.000 dB

Peak SAR (extrapolated) = 0.203 W/kg

SAR(1 g) = 0.029 mW/g; SAR(10 g) = 0.00754 mW/g



0 dB = 0.072mW/g

DIGITAL EMC CO., LTD

DUT: KYY21; Type: Bar

Communication System: W-LAN_5200; Frequency: 5240 MHz; Duty Cycle: 1:1
Medium parameters used: $f = 5240$ MHz; $\sigma = 4.8$ mho/m; $\epsilon_r = 36.1$; $\rho = 1000$ kg/m³
Phantom section: Right Section

DASY4 Configuration:

Probe: EX3DV4 - SN3643; ConvF(4.87, 4.87, 4.87); Calibrated: 2013-01-24; Electronics: DAE3 Sn519
Phantom: SAM 1800/1900 MHz; Type: SAM; Serial: TP-1224
Measurement SW: DASY4, V4.7 Build 80; Postprocessing SW: SEMCAD, V1.8 Build 186

Test Date: 2013-05-12; Ambient Temp: 21.8 Tissue Temp: 22.3

Right Tilt, W-LAN(802.11a - 5.2 G Band) Ch. 48, Ant Internal, Standard Battery

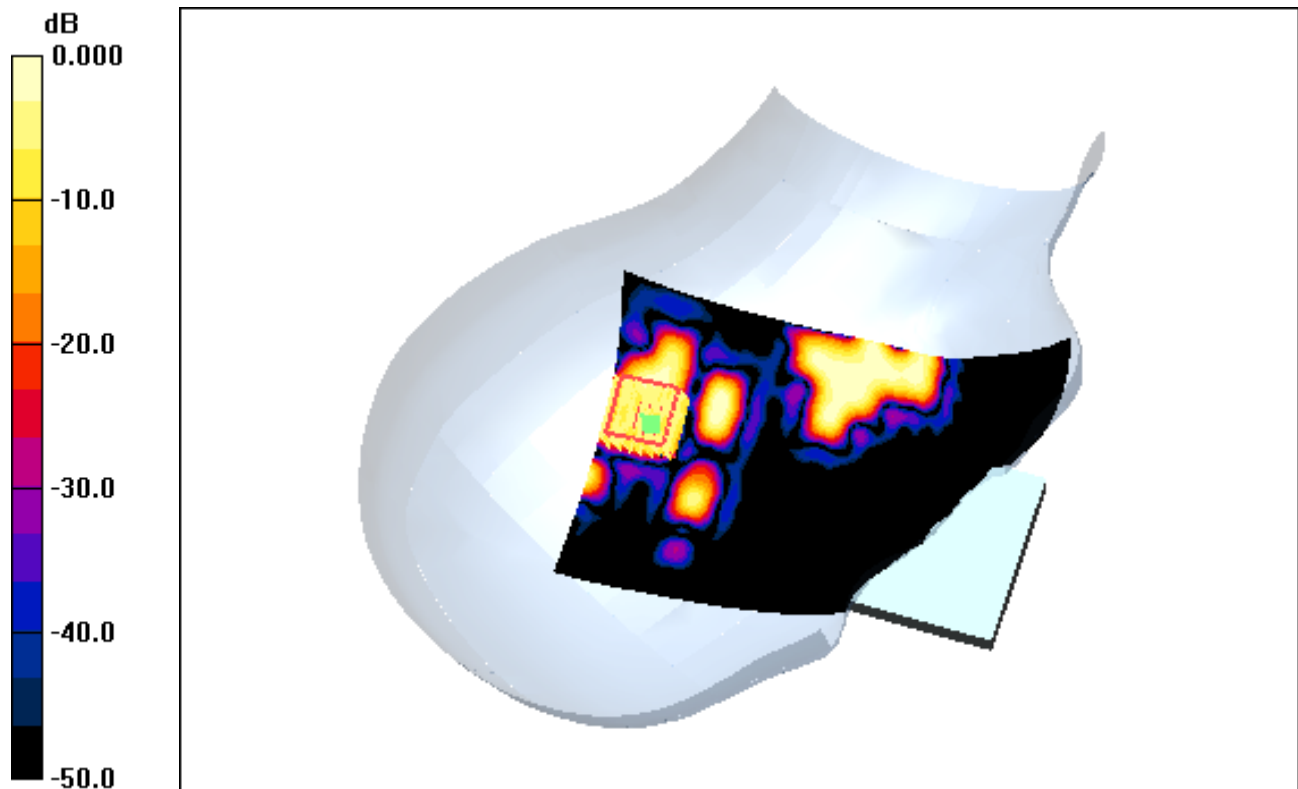
Area Scan (111x181x1): Measurement grid: dx=10mm, dy=10mm

Zoom Scan (7x7x11)/Cube 0: Measurement grid: dx=4mm, dy=4mm, dz=2mm

Power Drift = 0.000 dB

Peak SAR (extrapolated) = 0.133 W/kg

SAR(1 g) = 0.015 mW/g; SAR(10 g) = 0.00445 mW/g



0 dB = 0.036mW/g

DIGITAL EMC CO., LTD

DUT: KYY21; Type: Bar

Communication System: W-LAN_5200; Frequency: 5240 MHz; Duty Cycle: 1:1
Medium parameters used: $f = 5240$ MHz; $\sigma = 4.8$ mho/m; $\epsilon_r = 36.1$; $\rho = 1000$ kg/m³
Phantom section: Left Section

DASY4 Configuration:

Probe: EX3DV4 - SN3643; ConvF(4.87, 4.87, 4.87); Calibrated: 2013-01-24; Electronics: DAE3 Sn519
Phantom: SAM 1800/1900 MHz; Type: SAM; Serial: TP-1224
Measurement SW: DASY4, V4.7 Build 80; Postprocessing SW: SEMCAD, V1.8 Build 186

Test Date: 2013-05-12; Ambient Temp: 21.8 Tissue Temp: 22.3

Left Touch, W-LAN(802.11a - 5.2 G Band) Ch. 48, Ant Internal, Standard Battery

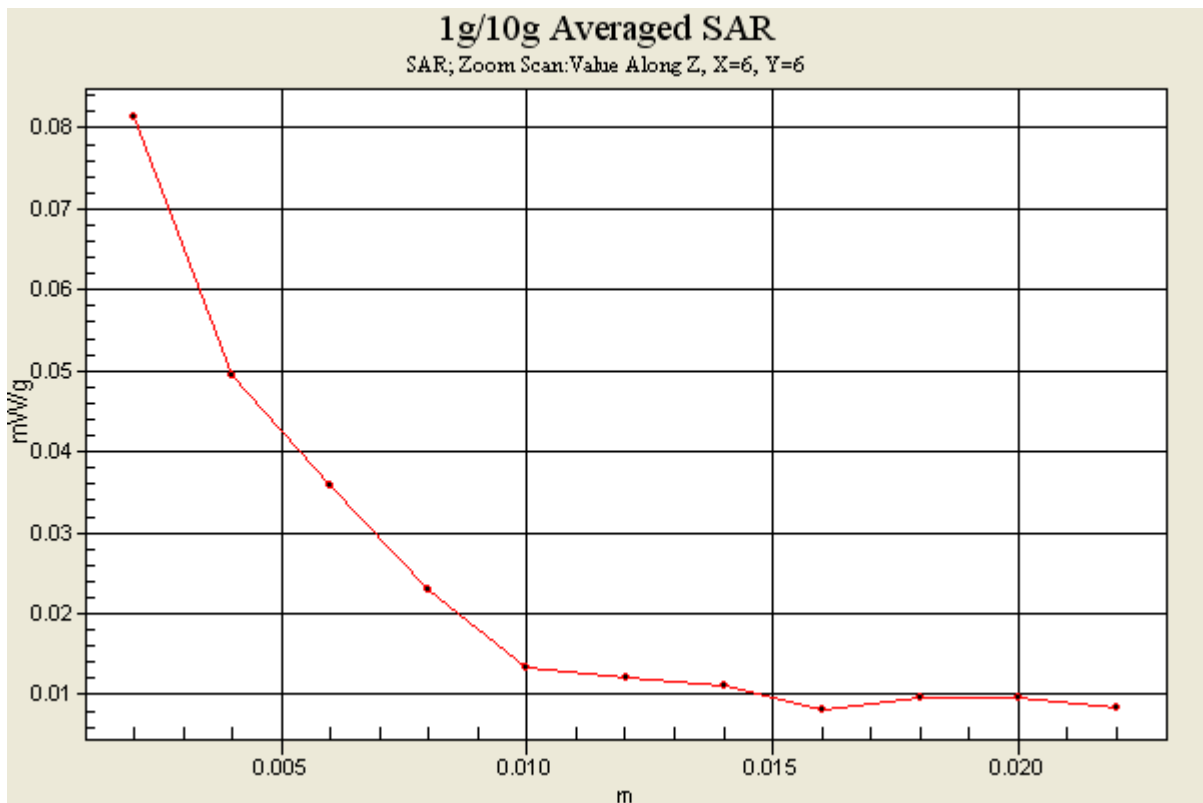
Area Scan (111x181x1): Measurement grid: dx=10mm, dy=10mm

Zoom Scan (7x7x11)/Cube 0: Measurement grid: dx=4mm, dy=4mm, dz=2mm

Power Drift = 0.000 dB

Peak SAR (extrapolated) = 0.244 W/kg

SAR(1 g) = 0.067 mW/g; SAR(10 g) = 0.020 mW/g



DIGITAL EMC CO., LTD

DUT: KYY21; Type: Bar

Communication System: W-LAN_5300; Frequency: 5280 MHz; Duty Cycle: 1:1
Medium parameters used: $f = 5280$ MHz; $\sigma = 4.84$ mho/m; $\epsilon_r = 36$; $\rho = 1000$ kg/m³
Phantom section: Left Section

DASY4 Configuration:

Probe: EX3DV4 - SN3643; ConvF(4.6, 4.6, 4.6); Calibrated: 2013-01-24; Electronics: DAE3 Sn519
Phantom: SAM 1800/1900 MHz; Type: SAM; Serial: TP-1224
Measurement SW: DASY4, V4.7 Build 80; Postprocessing SW: SEMCAD, V1.8 Build 186

Test Date: 2013-05-12; Ambient Temp: 21.8 Tissue Temp: 22.3

Left Touch, W-LAN(802.11a - 5.3 G Band) Ch. 56, Ant Internal, Standard Battery


Area Scan (111x181x1): Measurement grid: dx=10mm, dy=10mm

Zoom Scan (7x7x11)/Cube 0: Measurement grid: dx=4mm, dy=4mm, dz=2mm

Power Drift = 0.000 dB

Peak SAR (extrapolated) = 0.560 W/kg

SAR(1 g) = 0.114 mW/g; SAR(10 g) = 0.042 mW/g



0 dB = 0.207mW/g

DIGITAL EMC CO., LTD

DUT: KYY21; Type: Bar

Communication System: W-LAN_5300; Frequency: 5280 MHz; Duty Cycle: 1:1
Medium parameters used: $f = 5280$ MHz; $\sigma = 4.84$ mho/m; $\epsilon_r = 36$; $\rho = 1000$ kg/m³
Phantom section: Right Section

DASY4 Configuration:

Probe: EX3DV4 - SN3643; ConvF(4.6, 4.6, 4.6); Calibrated: 2013-01-24; Electronics: DAE3 Sn519
Phantom: SAM 1800/1900 MHz; Type: SAM; Serial: TP-1224
Measurement SW: DASY4, V4.7 Build 80; Postprocessing SW: SEMCAD, V1.8 Build 186

Test Date: 2013-05-12; Ambient Temp: 21.8 Tissue Temp: 22.3

Right Touch, W-LAN(802.11a - 5.3 G Band) Ch. 56, Ant Internal, Standard Battery

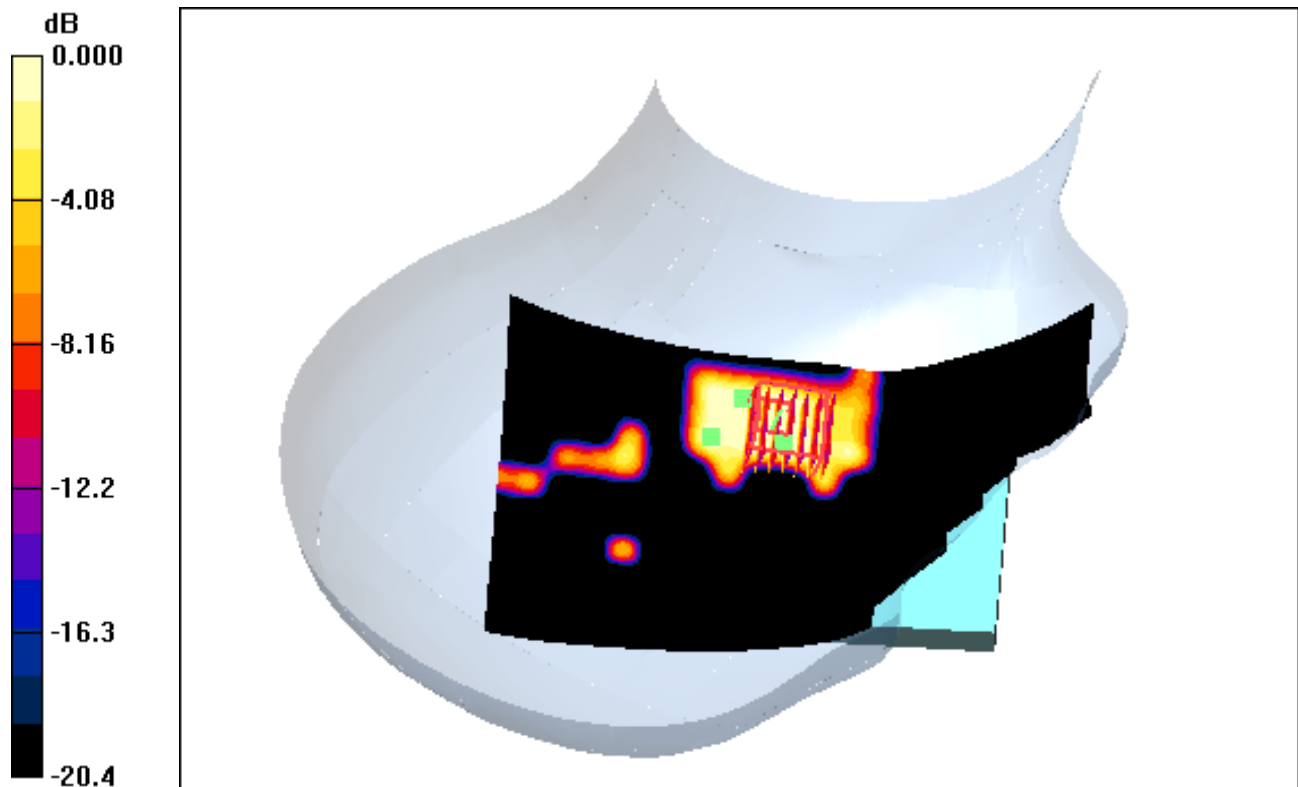
Area Scan (111x181x1): Measurement grid: dx=10mm, dy=10mm

Zoom Scan (7x7x11)/Cube 0: Measurement grid: dx=4mm, dy=4mm, dz=2mm

Power Drift = 0.000 dB

Peak SAR (extrapolated) = 0.208 W/kg

SAR(1 g) = 0.058 mW/g; SAR(10 g) = 0.027 mW/g



0 dB = 0.099mW/g

DIGITAL EMC CO., LTD

DUT: KYY21; Type: Bar

Communication System: W-LAN_5300; Frequency: 5280 MHz; Duty Cycle: 1:1
Medium parameters used: $f = 5280$ MHz; $\sigma = 4.84$ mho/m; $\epsilon_r = 36$; $\rho = 1000$ kg/m³
Phantom section: Right Section

DASY4 Configuration:

Probe: EX3DV4 - SN3643; ConvF(4.6, 4.6, 4.6); Calibrated: 2013-01-24; Electronics: DAE3 Sn519
Phantom: SAM 1800/1900 MHz; Type: SAM; Serial: TP-1224
Measurement SW: DASY4, V4.7 Build 80; Postprocessing SW: SEMCAD, V1.8 Build 186

Test Date: 2013-05-12; Ambient Temp: 21.8 Tissue Temp: 22.3

Right Touch, W-LAN(802.11a - 5.3 G Band) Ch. 56, Ant Internal, Standard Battery

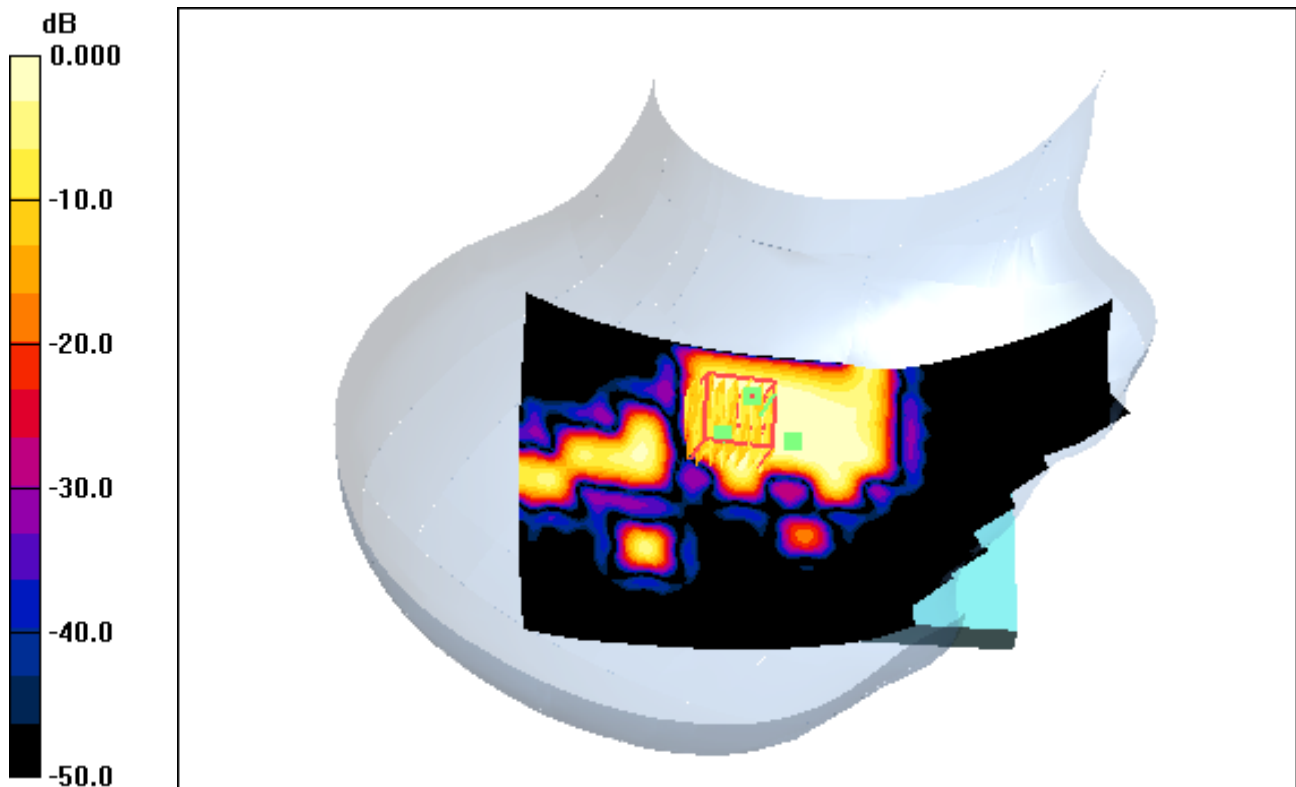
Area Scan (111x181x1): Measurement grid: dx=10mm, dy=10mm

Zoom Scan (7x7x11)/Cube 1: Measurement grid: dx=4mm, dy=4mm, dz=2mm

Power Drift = 0.000 dB

Peak SAR (extrapolated) = 0.155 W/kg

SAR(1 g) = 0.048 mW/g; SAR(10 g) = 0.016 mW/g



0 dB = 0.088mW/g

DIGITAL EMC CO., LTD

DUT: KYY21; Type: Bar

Communication System: W-LAN_5300; Frequency: 5280 MHz; Duty Cycle: 1:1
Medium parameters used: $f = 5280$ MHz; $\sigma = 4.84$ mho/m; $\epsilon_r = 36$; $\rho = 1000$ kg/m³
Phantom section: Right Section

DASY4 Configuration:

Probe: EX3DV4 - SN3643; ConvF(4.6, 4.6, 4.6); Calibrated: 2013-01-24; Electronics: DAE3 Sn519
Phantom: SAM 1800/1900 MHz; Type: SAM; Serial: TP-1224
Measurement SW: DASY4, V4.7 Build 80; Postprocessing SW: SEMCAD, V1.8 Build 186

Test Date: 2013-05-12; Ambient Temp: 21.8 Tissue Temp: 22.3

Right Touch, W-LAN(802.11a - 5.3 G Band) Ch. 56, Ant Internal, Standard Battery

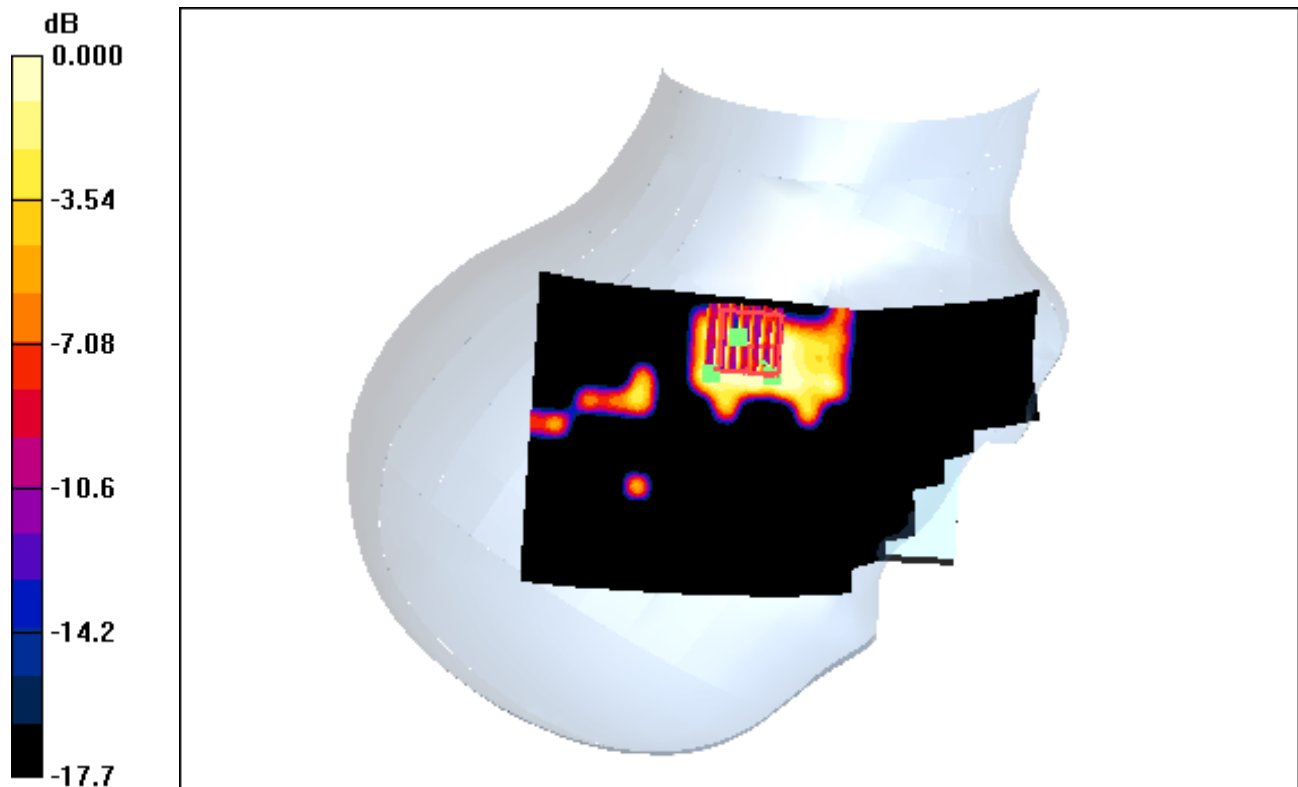
Area Scan (111x181x1): Measurement grid: dx=10mm, dy=10mm

Zoom Scan (7x7x11)/Cube 2: Measurement grid: dx=4mm, dy=4mm, dz=2mm

Power Drift = 0.000 dB

Peak SAR (extrapolated) = 0.197 W/kg

SAR(1 g) = 0.057 mW/g; SAR(10 g) = 0.024 mW/g



0 dB = 0.095mW/g

DIGITAL EMC CO., LTD

DUT: KYY21; Type: Bar

Communication System: W-LAN_5300; Frequency: 5280 MHz; Duty Cycle: 1:1
Medium parameters used: $f = 5280$ MHz; $\sigma = 4.84$ mho/m; $\epsilon_r = 36$; $\rho = 1000$ kg/m³
Phantom section: Left Section

DASY4 Configuration:

Probe: EX3DV4 - SN3643; ConvF(4.6, 4.6, 4.6); Calibrated: 2013-01-24; Electronics: DAE3 Sn519
Phantom: SAM 1800/1900 MHz; Type: SAM; Serial: TP-1224
Measurement SW: DASY4, V4.7 Build 80; Postprocessing SW: SEMCAD, V1.8 Build 186

Test Date: 2013-05-12; Ambient Temp: 21.8 Tissue Temp: 22.3

Left Tilt, W-LAN(802.11a - 5.3 G Band) Ch. 56, Ant Internal, Standard Battery


Area Scan (111x181x1): Measurement grid: dx=10mm, dy=10mm

Zoom Scan (7x7x11)/Cube 0: Measurement grid: dx=4mm, dy=4mm, dz=2mm

Power Drift = 0.000 dB

Peak SAR (extrapolated) = 0.217 W/kg

SAR(1 g) = 0.047 mW/g; SAR(10 g) = 0.012 mW/g



0 dB = 0.107mW/g

DIGITAL EMC CO., LTD

DUT: KYY21; Type: Bar

Communication System: W-LAN_5300; Frequency: 5280 MHz; Duty Cycle: 1:1
Medium parameters used: $f = 5280$ MHz; $\sigma = 4.84$ mho/m; $\epsilon_r = 36$; $\rho = 1000$ kg/m³
Phantom section: Right Section

DASY4 Configuration:

Probe: EX3DV4 - SN3643; ConvF(4.6, 4.6, 4.6); Calibrated: 2013-01-24; Electronics: DAE3 Sn519
Phantom: SAM 1800/1900 MHz; Type: SAM; Serial: TP-1224
Measurement SW: DASY4, V4.7 Build 80; Postprocessing SW: SEMCAD, V1.8 Build 186

Test Date: 2013-05-12; Ambient Temp: 21.8 Tissue Temp: 22.3

Right Tilt, W-LAN(802.11a - 5.3 G Band) Ch. 56, Ant Internal, Standard Battery

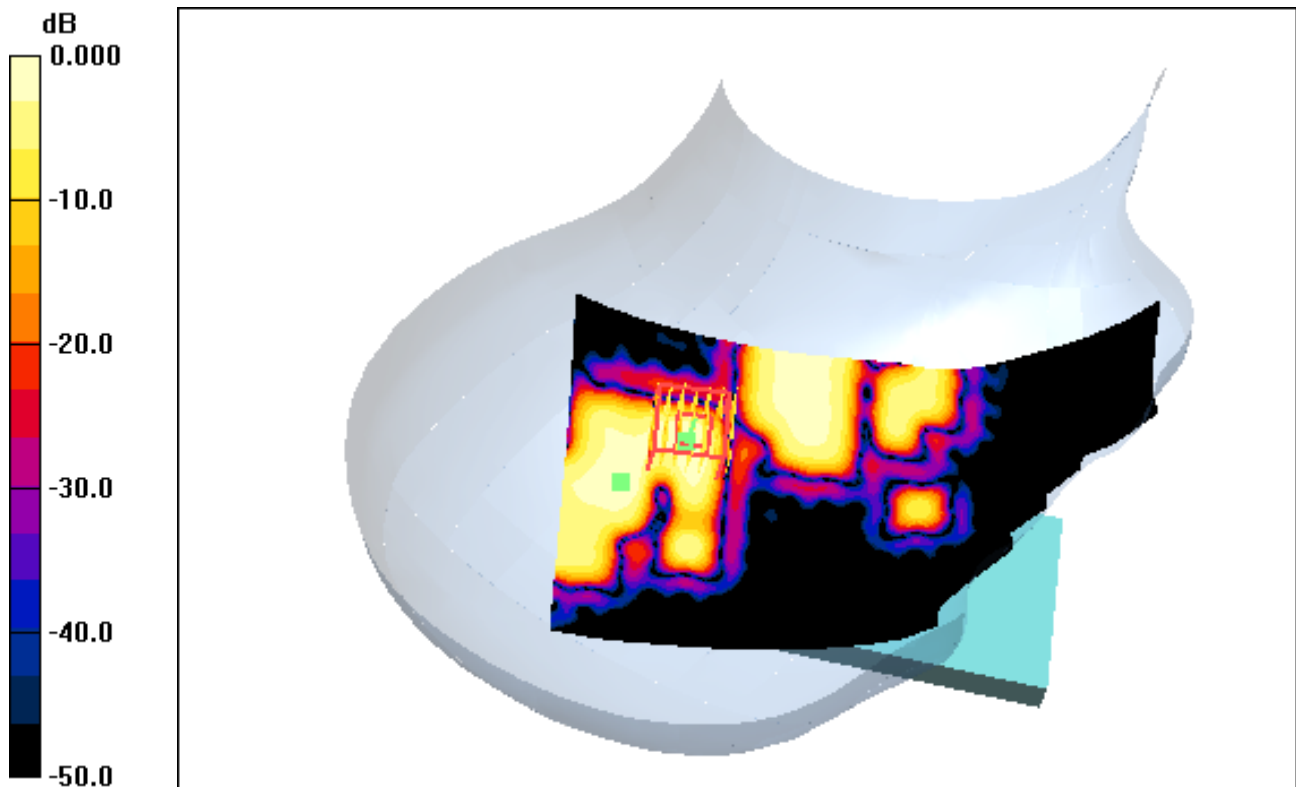
Area Scan (111x181x1): Measurement grid: dx=10mm, dy=10mm

Zoom Scan (7x7x11)/Cube 0: Measurement grid: dx=4mm, dy=4mm, dz=2mm

Power Drift = 0.000 dB

Peak SAR (extrapolated) = 0.140 W/kg

SAR(1 g) = 0.023 mW/g; SAR(10 g) = 0.00712 mW/g



0 dB = 0.053mW/g

DIGITAL EMC CO., LTD

DUT: KYY21; Type: Bar

Communication System: W-LAN_5300; Frequency: 5280 MHz; Duty Cycle: 1:1
Medium parameters used: $f = 5280$ MHz; $\sigma = 4.84$ mho/m; $\epsilon_r = 36$; $\rho = 1000$ kg/m³
Phantom section: Right Section

DASY4 Configuration:

Probe: EX3DV4 - SN3643; ConvF(4.6, 4.6, 4.6); Calibrated: 2013-01-24; Electronics: DAE3 Sn519
Phantom: SAM 1800/1900 MHz; Type: SAM; Serial: TP-1224
Measurement SW: DASY4, V4.7 Build 80; Postprocessing SW: SEMCAD, V1.8 Build 186

Test Date: 2013-05-12; Ambient Temp: 21.8 Tissue Temp: 22.3

Right Tilt, W-LAN(802.11a - 5.3 G Band) Ch. 56, Ant Internal, Standard Battery

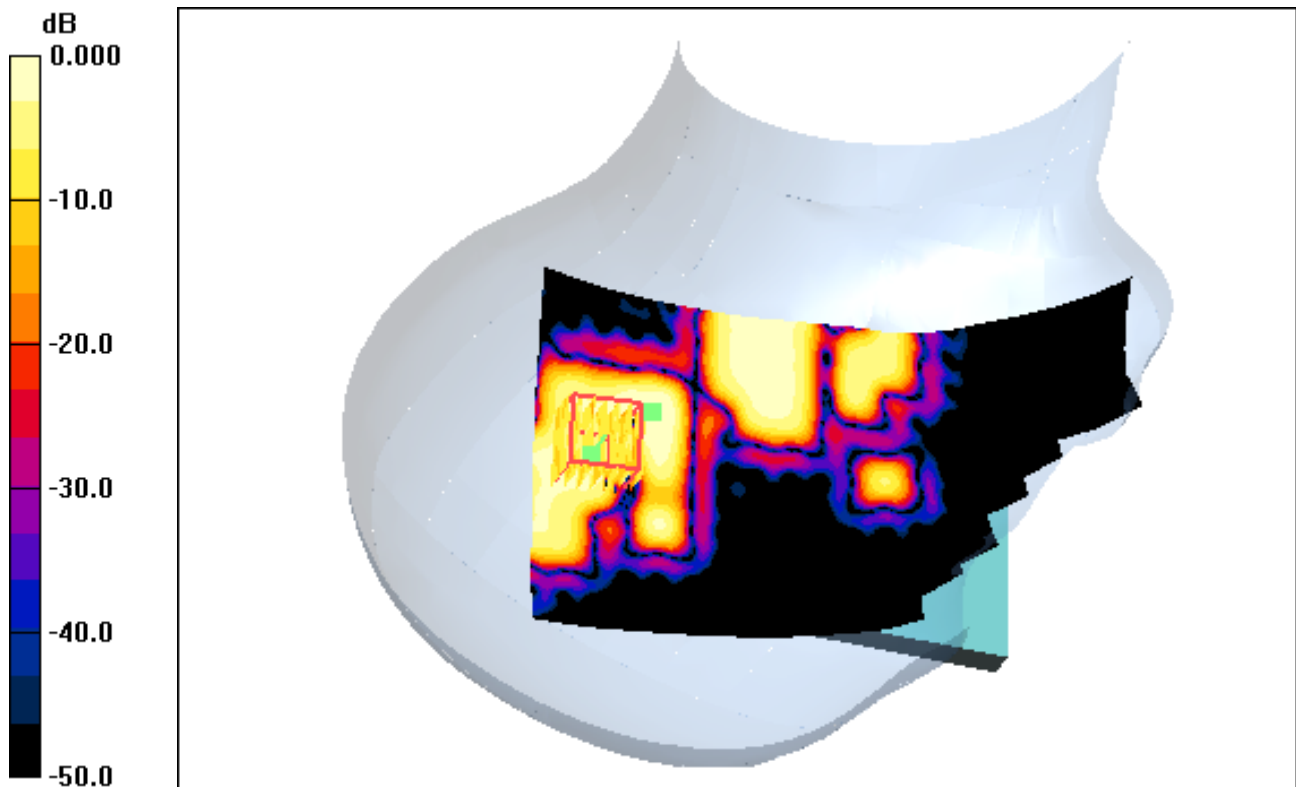
Area Scan (111x181x1): Measurement grid: dx=10mm, dy=10mm

Zoom Scan (7x7x11)/Cube 1: Measurement grid: dx=4mm, dy=4mm, dz=2mm

Power Drift = 0.000 dB

Peak SAR (extrapolated) = 0.143 W/kg

SAR(1 g) = 0.020 mW/g; SAR(10 g) = 0.0063 mW/g



0 dB = 0.046mW/g

DIGITAL EMC CO., LTD

DUT: KYY21; Type: Bar

Communication System: W-LAN_5300; Frequency: 5280 MHz; Duty Cycle: 1:1
Medium parameters used: $f = 5280$ MHz; $\sigma = 4.84$ mho/m; $\epsilon_r = 36$; $\rho = 1000$ kg/m³
Phantom section: Left Section

DASY4 Configuration:

Probe: EX3DV4 - SN3643; ConvF(4.6, 4.6, 4.6); Calibrated: 2013-01-24; Electronics: DAE3 Sn519
Phantom: SAM 1800/1900 MHz; Type: SAM; Serial: TP-1224
Measurement SW: DASY4, V4.7 Build 80; Postprocessing SW: SEMCAD, V1.8 Build 186

Test Date: 2013-05-12; Ambient Temp: 21.8 Tissue Temp: 22.3

Left Touch, W-LAN(802.11a - 5.3 G Band) Ch. 56, Ant Internal, Standard Battery

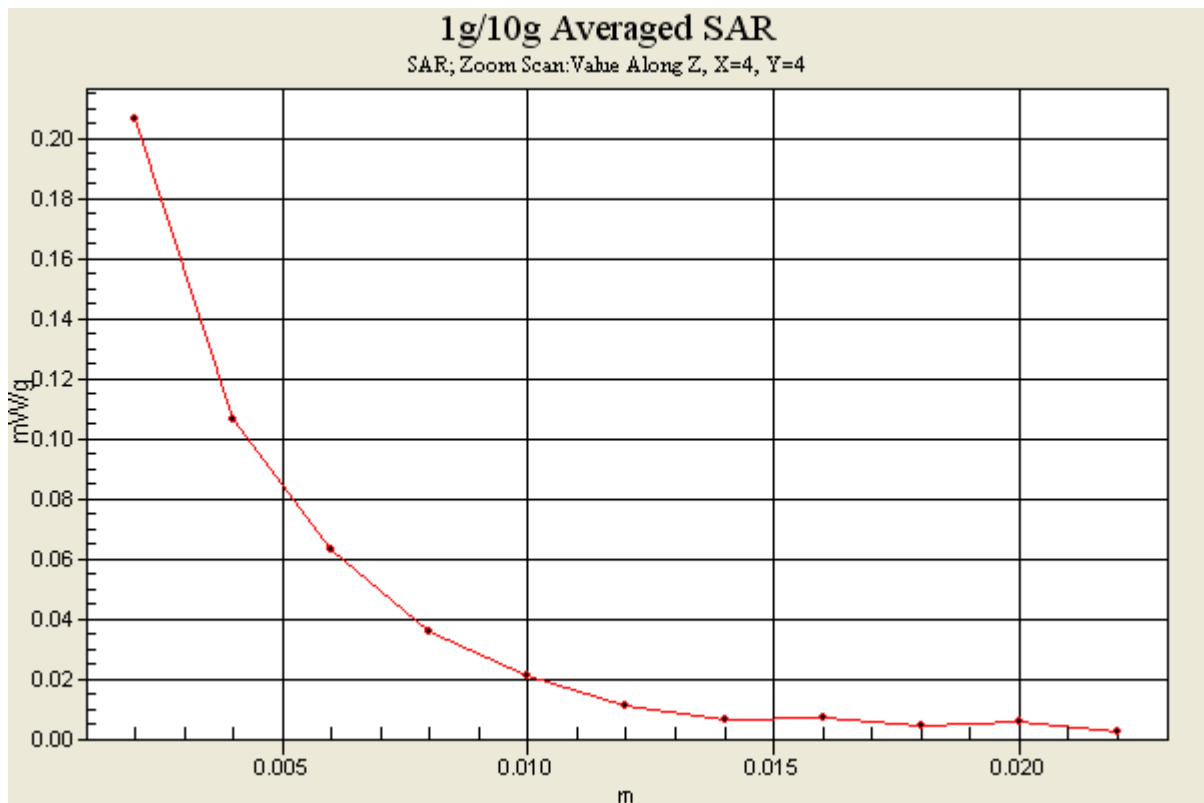
Area Scan (111x181x1): Measurement grid: dx=10mm, dy=10mm

Zoom Scan (7x7x11)/Cube 0: Measurement grid: dx=4mm, dy=4mm, dz=2mm

Power Drift = 0.000 dB

Peak SAR (extrapolated) = 0.560 W/kg

SAR(1 g) = 0.114 mW/g; SAR(10 g) = 0.042 mW/g



DIGITAL EMC CO., LTD

DUT: KYY21; Type: Bar

Communication System: W-LAN_5500; Frequency: 5580 MHz; Duty Cycle: 1:1
Medium parameters used: $f = 5580$ MHz; $\sigma = 5.21$ mho/m; $\epsilon_r = 35.4$; $\rho = 1000$ kg/m³
Phantom section: Left Section

DASY4 Configuration:

Probe: EX3DV4 - SN3643; ConvF(4.39, 4.39, 4.39); Calibrated: 2013-01-24; Electronics: DAE3 Sn519
Phantom: SAM 1800/1900 MHz; Type: SAM; Serial: TP-1224
Measurement SW: DASY4, V4.7 Build 80; Postprocessing SW: SEMCAD, V1.8 Build 186

Test Date: 2013-05-12; Ambient Temp: 21.8 Tissue Temp: 22.3

Left Touch, W-LAN(802.11a - 5.5 G Band) Ch. 116, Ant Internal, Standard Battery

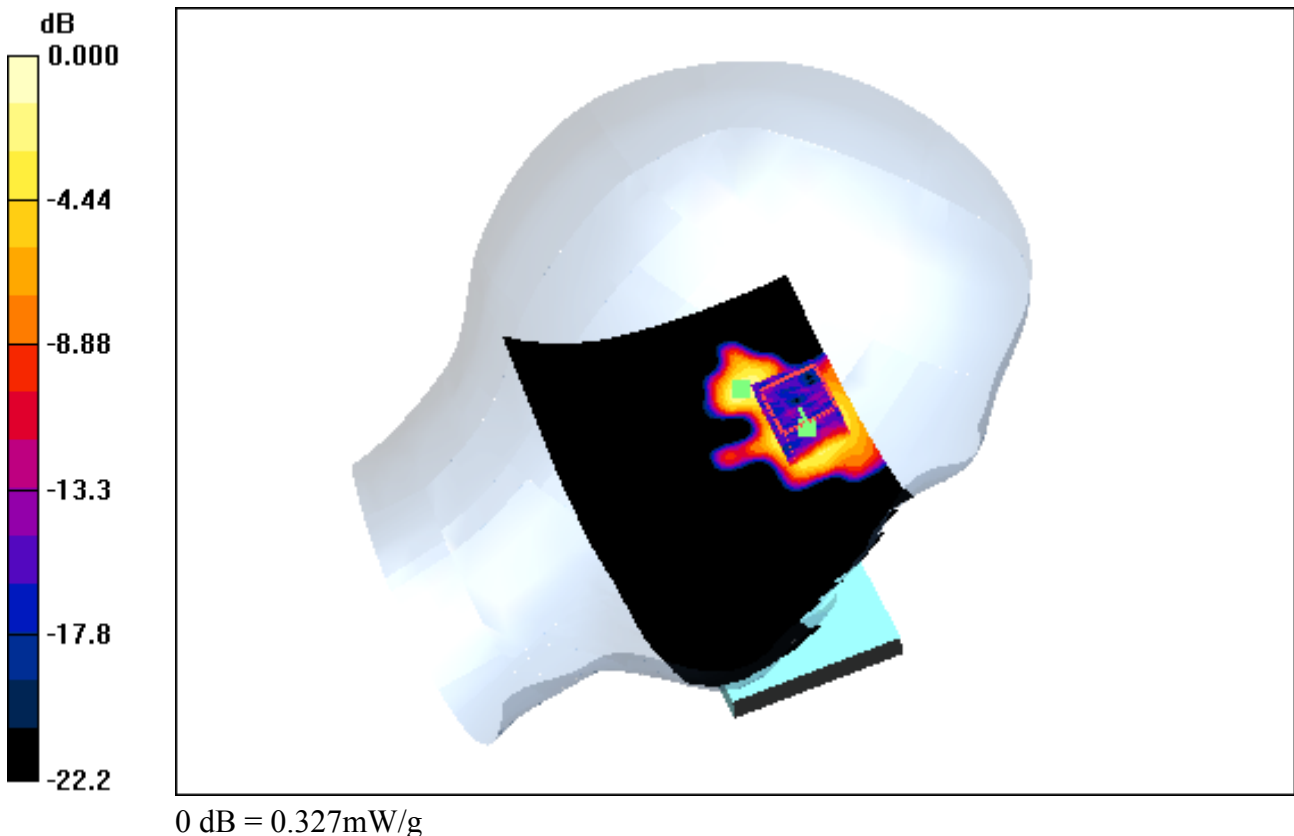
Area Scan (111x181x1): Measurement grid: dx=10mm, dy=10mm

Zoom Scan (7x7x11)/Cube 0: Measurement grid: dx=4mm, dy=4mm, dz=2mm

Power Drift = 0.000 dB

Peak SAR (extrapolated) = 0.751 W/kg

SAR(1 g) = 0.176 mW/g; SAR(10 g) = 0.062 mW/g



DIGITAL EMC CO., LTD

DUT: KYY21; Type: Bar

Communication System: W-LAN_5500; Frequency: 5580 MHz; Duty Cycle: 1:1
Medium parameters used: $f = 5580$ MHz; $\sigma = 5.21$ mho/m; $\epsilon_r = 35.4$; $\rho = 1000$ kg/m³
Phantom section: Left Section

DASY4 Configuration:

Probe: EX3DV4 - SN3643; ConvF(4.39, 4.39, 4.39); Calibrated: 2013-01-24; Electronics: DAE3 Sn519
Phantom: SAM 1800/1900 MHz; Type: SAM; Serial: TP-1224
Measurement SW: DASY4, V4.7 Build 80; Postprocessing SW: SEMCAD, V1.8 Build 186

Test Date: 2013-05-12; Ambient Temp: 21.8 Tissue Temp: 22.3

Left Touch, W-LAN(802.11a - 5.5 G Band) Ch. 116, Ant Internal, Standard Battery


Area Scan (111x181x1): Measurement grid: dx=10mm, dy=10mm

Zoom Scan (7x7x11)/Cube 1: Measurement grid: dx=4mm, dy=4mm, dz=2mm

Power Drift = 0.000 dB

Peak SAR (extrapolated) = 0.474 W/kg

SAR(1 g) = 0.110 mW/g; SAR(10 g) = 0.026 mW/g



DIGITAL EMC CO., LTD

DUT: KYY21; Type: Bar

Communication System: W-LAN_5500; Frequency: 5580 MHz; Duty Cycle: 1:1
Medium parameters used: $f = 5580$ MHz; $\sigma = 5.21$ mho/m; $\epsilon_r = 35.4$; $\rho = 1000$ kg/m³
Phantom section: Right Section

DASY4 Configuration:

Probe: EX3DV4 - SN3643; ConvF(4.39, 4.39, 4.39); Calibrated: 2013-01-24; Electronics: DAE3 Sn519
Phantom: SAM 1800/1900 MHz; Type: SAM; Serial: TP-1224
Measurement SW: DASY4, V4.7 Build 80; Postprocessing SW: SEMCAD, V1.8 Build 186

Test Date: 2013-05-12; Ambient Temp: 21.8 Tissue Temp: 22.3

Right Touch, W-LAN(802.11a - 5.5 G Band) Ch. 116, Ant Internal, Standard Battery

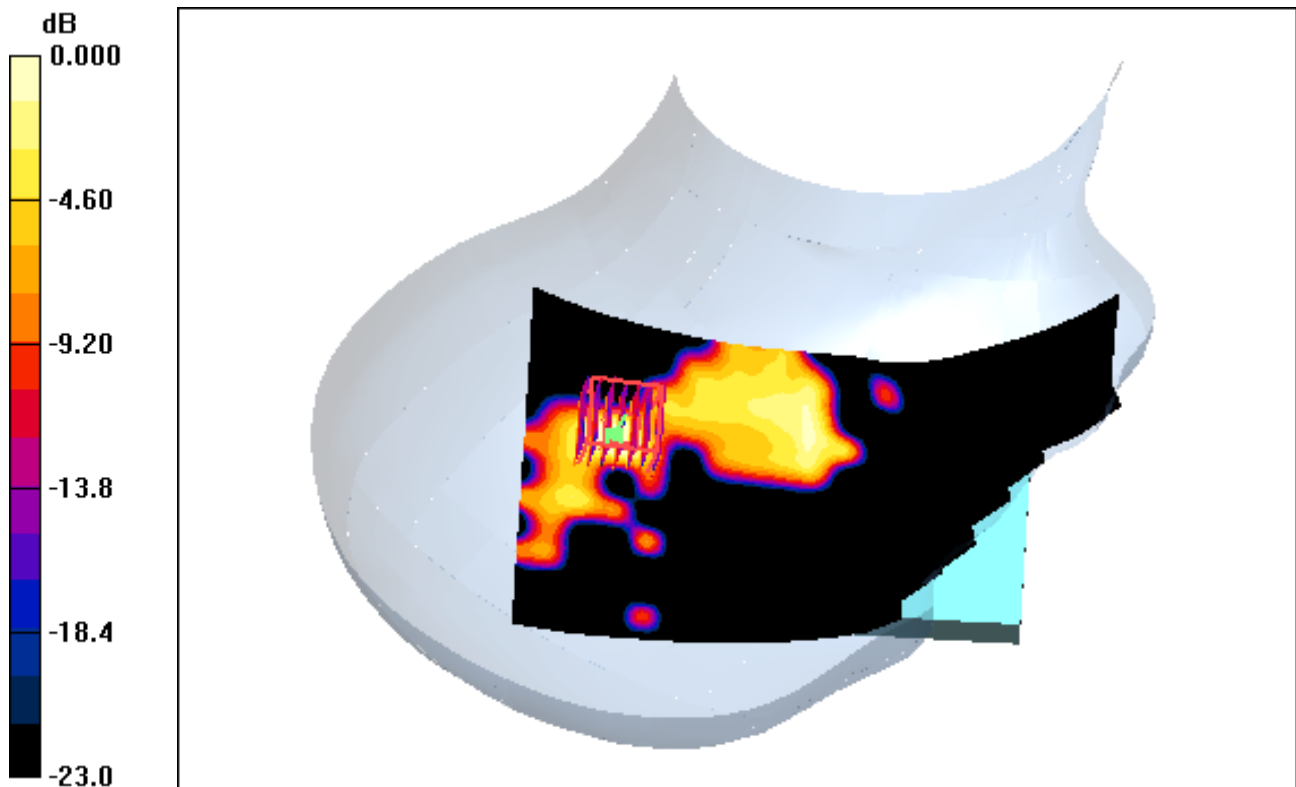
Area Scan (111x181x1): Measurement grid: dx=10mm, dy=10mm

Zoom Scan (7x7x11)/Cube 0: Measurement grid: dx=4mm, dy=4mm, dz=2mm

Power Drift = 0.000 dB

Peak SAR (extrapolated) = 0.295 W/kg

SAR(1 g) = 0.084 mW/g; SAR(10 g) = 0.025 mW/g



0 dB = 0.170mW/g

DIGITAL EMC CO., LTD

DUT: KYY21; Type: Bar

Communication System: W-LAN_5500; Frequency: 5580 MHz; Duty Cycle: 1:1
Medium parameters used: $f = 5580$ MHz; $\sigma = 5.21$ mho/m; $\epsilon_r = 35.4$; $\rho = 1000$ kg/m³
Phantom section: Left Section

DASY4 Configuration:

Probe: EX3DV4 - SN3643; ConvF(4.39, 4.39, 4.39); Calibrated: 2013-01-24; Electronics: DAE3 Sn519
Phantom: SAM 1800/1900 MHz; Type: SAM; Serial: TP-1224
Measurement SW: DASY4, V4.7 Build 80; Postprocessing SW: SEMCAD, V1.8 Build 186

Test Date: 2013-05-12; Ambient Temp: 21.8 Tissue Temp: 22.3

Left Tilt, W-LAN(802.11a - 5.5 G Band) Ch. 116, Ant Internal, Standard Battery


Area Scan (111x181x1): Measurement grid: dx=10mm, dy=10mm

Zoom Scan (7x7x11)/Cube 0: Measurement grid: dx=4mm, dy=4mm, dz=2mm

Power Drift = 0.000 dB

Peak SAR (extrapolated) = 0.445 W/kg

SAR(1 g) = 0.113 mW/g; SAR(10 g) = 0.031 mW/g



DIGITAL EMC CO., LTD

DUT: KYY21; Type: Bar

Communication System: W-LAN_5500; Frequency: 5580 MHz; Duty Cycle: 1:1
Medium parameters used: $f = 5580$ MHz; $\sigma = 5.21$ mho/m; $\epsilon_r = 35.4$; $\rho = 1000$ kg/m³
Phantom section: Right Section

DASY4 Configuration:

Probe: EX3DV4 - SN3643; ConvF(4.39, 4.39, 4.39); Calibrated: 2013-01-24; Electronics: DAE3 Sn519
Phantom: SAM 1800/1900 MHz; Type: SAM; Serial: TP-1224
Measurement SW: DASY4, V4.7 Build 80; Postprocessing SW: SEMCAD, V1.8 Build 186

Test Date: 2013-05-12; Ambient Temp: 21.8 Tissue Temp: 22.3

Right Tilt, W-LAN(802.11a - 5.5 G Band) Ch. 116, Ant Internal, Standard Battery

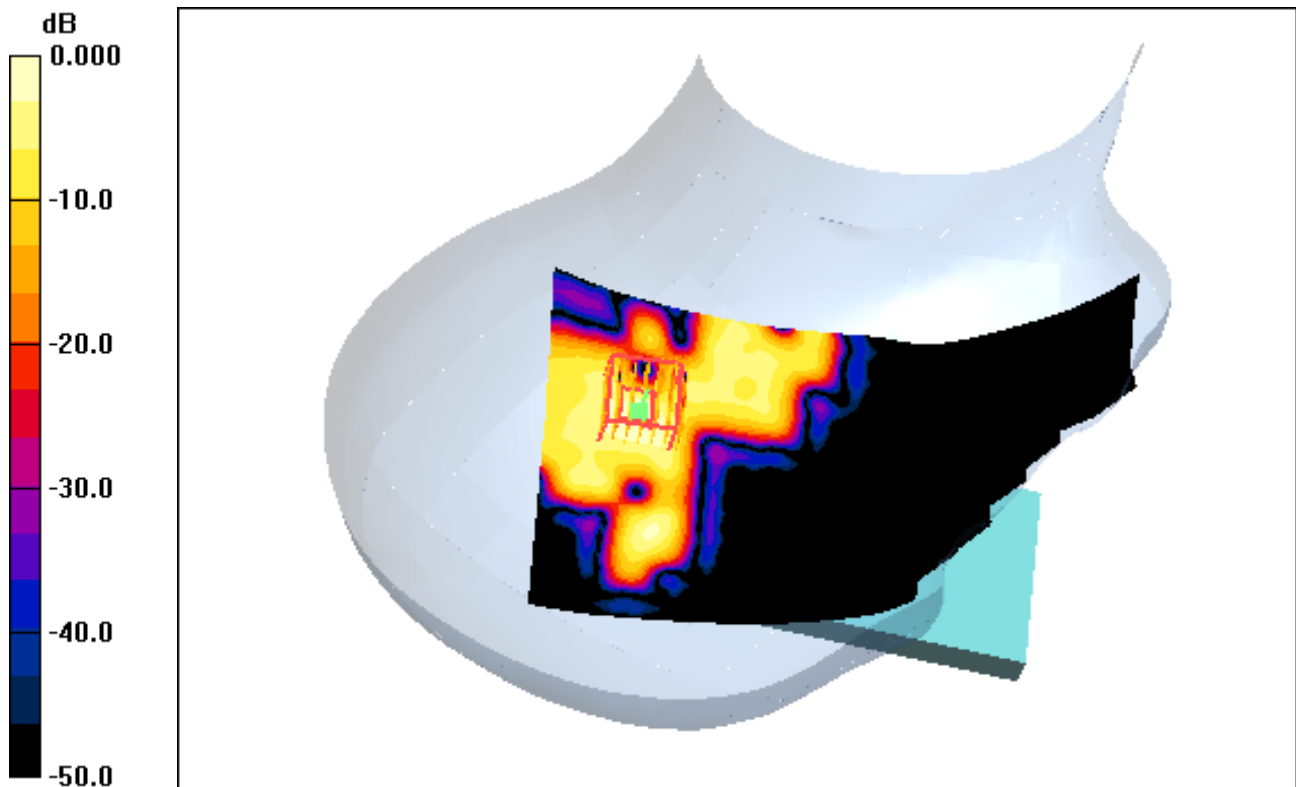
Area Scan (111x181x1): Measurement grid: dx=10mm, dy=10mm

Zoom Scan (7x7x11)/Cube 0: Measurement grid: dx=4mm, dy=4mm, dz=2mm

Power Drift = 0.000 dB

Peak SAR (extrapolated) = 0.329 W/kg

SAR(1 g) = 0.091 mW/g; SAR(10 g) = 0.025 mW/g



0 dB = 0.183mW/g

DIGITAL EMC CO., LTD

DUT: KYY21; Type: Bar

Communication System: W-LAN_5500; Frequency: 5580 MHz; Duty Cycle: 1:1
Medium parameters used: $f = 5580$ MHz; $\sigma = 5.21$ mho/m; $\epsilon_r = 35.4$; $\rho = 1000$ kg/m³
Phantom section: Left Section

DASY4 Configuration:

Probe: EX3DV4 - SN3643; ConvF(4.39, 4.39, 4.39); Calibrated: 2013-01-24; Electronics: DAE3 Sn519
Phantom: SAM 1800/1900 MHz; Type: SAM; Serial: TP-1224
Measurement SW: DASY4, V4.7 Build 80; Postprocessing SW: SEMCAD, V1.8 Build 186

Test Date: 2013-05-12; Ambient Temp: 21.8 Tissue Temp: 22.3

Left Touch, W-LAN(802.11a - 5.5 G Band) Ch. 116, Ant Internal, Standard Battery

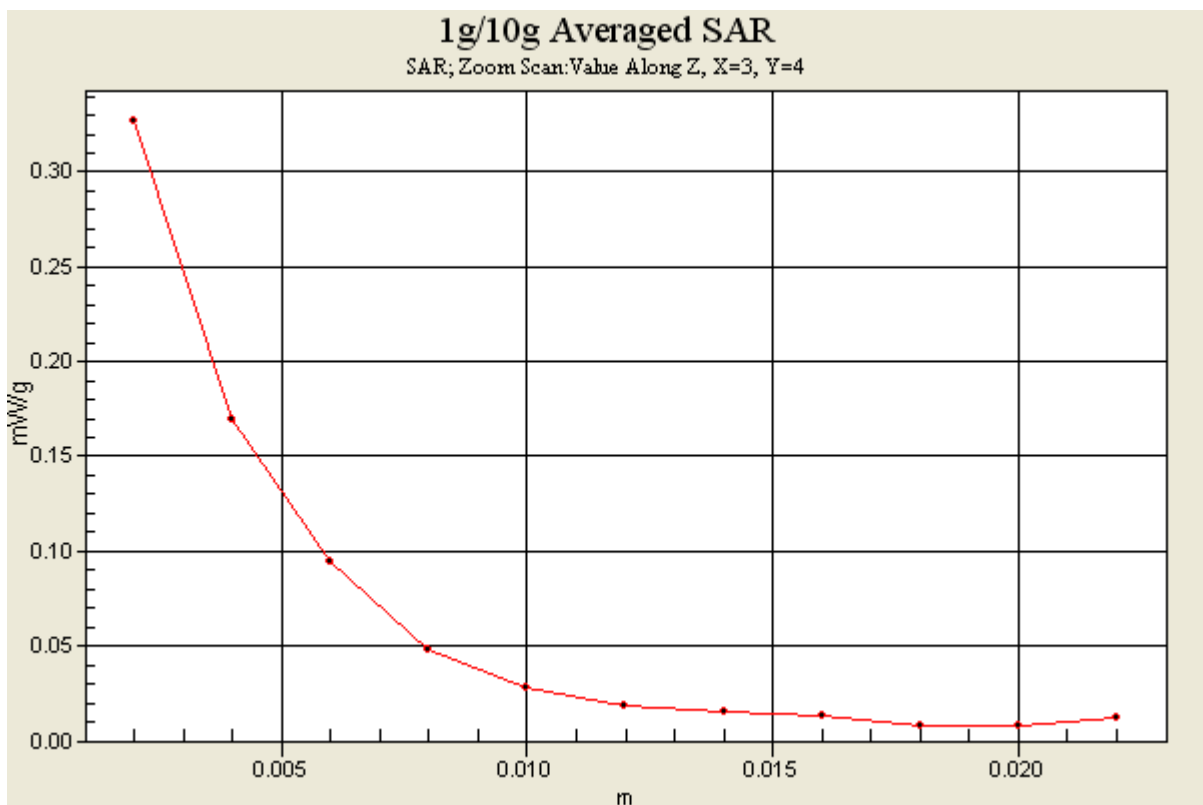
Area Scan (111x181x1): Measurement grid: dx=10mm, dy=10mm

Zoom Scan (7x7x11)/Cube 0: Measurement grid: dx=4mm, dy=4mm, dz=2mm

Power Drift = 0.000 dB

Peak SAR (extrapolated) = 0.751 W/kg

SAR(1 g) = 0.176 mW/g; SAR(10 g) = 0.062 mW/g



DIGITAL EMC CO., LTD

DUT: KYY21; Type: Bar

Communication System: GSM 850; Frequency: 836.6 MHz; Duty Cycle: 1:2.075
Medium parameters used: $f = 836.6$ MHz; $\sigma = 0.962$ mho/m; $\epsilon_r = 53.9$; $\rho = 1000$ kg/m³
Phantom section: Flat Section

DASY4 Configuration:

Probe: EX3DV4 - SN3643; ConvF(9.14, 9.14, 9.14); Calibrated: 2013-01-24; Electronics: DAE3 Sn519
Phantom: SAM with 835MHz; Type: SAM; Serial: TP-1223
Measurement SW: DASY4, V4.7 Build 80; Postprocessing SW: SEMCAD, V1.8 Build 186

Test Date: 2013-05-07; Ambient Temp: 22.0; Tissue Temp: 22.6

1 cm space from Body, Bottom, GSM850 GPRS 4 Tx Ch. 190, Ant Internal

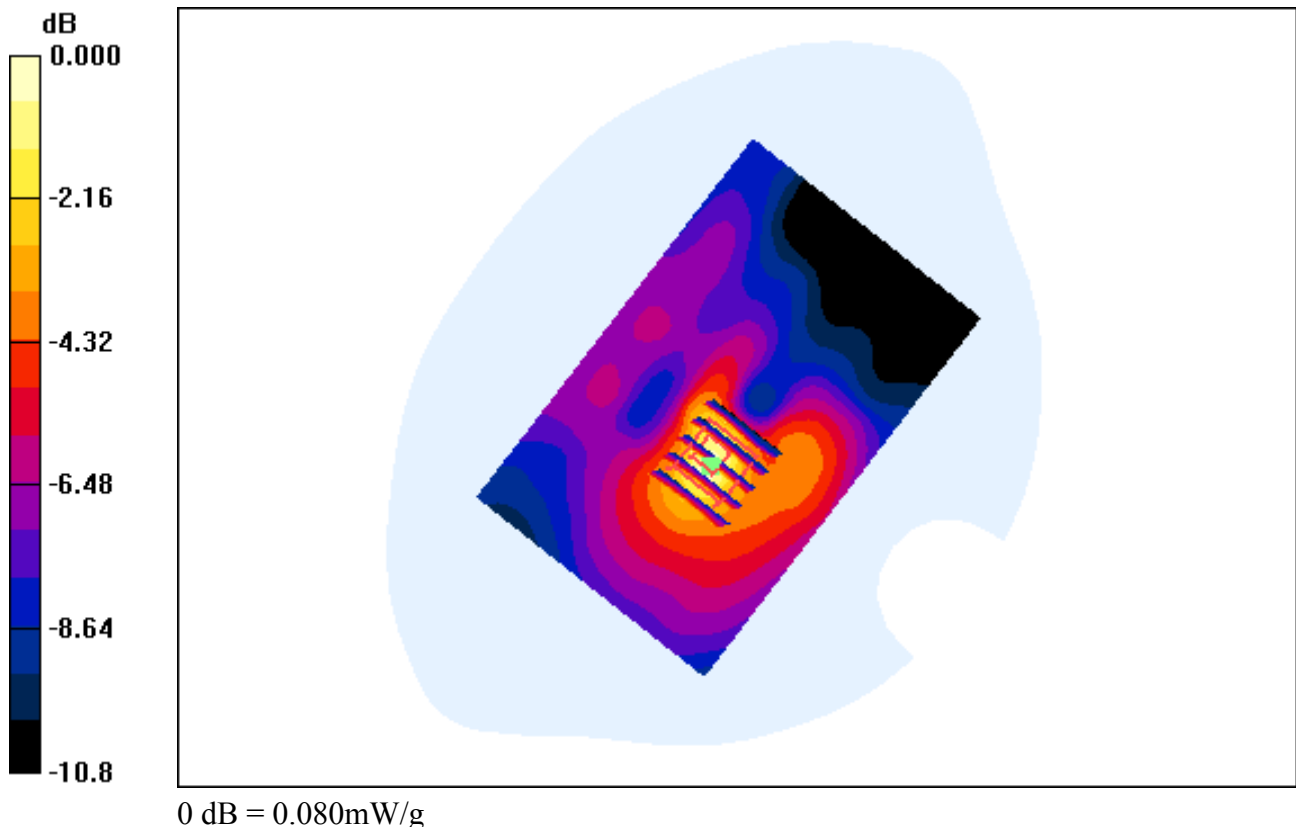
Area Scan (71x111x1): Measurement grid: dx=15mm, dy=15mm

Zoom Scan (5x5x7)/Cube 0: Measurement grid: dx=8mm, dy=8mm, dz=5mm

Power Drift = 0.031 dB

Peak SAR (extrapolated) = 0.118 W/kg

SAR(1 g) = 0.063 mW/g; SAR(10 g) = 0.036 mW/g



DIGITAL EMC CO., LTD

DUT: KYY21; Type: Bar

Communication System: GSM 850; Frequency: 836.6 MHz; Duty Cycle: 1:2.075
Medium parameters used: $f = 836.6$ MHz; $\sigma = 0.962$ mho/m; $\epsilon_r = 53.9$; $\rho = 1000$ kg/m³
Phantom section: Flat Section

DASY4 Configuration:

Probe: EX3DV4 - SN3643; ConvF(9.14, 9.14, 9.14); Calibrated: 2013-01-24; Electronics: DAE3 Sn519
Phantom: SAM with 835MHz; Type: SAM; Serial: TP-1223
Measurement SW: DASY4, V4.7 Build 80; Postprocessing SW: SEMCAD, V1.8 Build 186

Test Date: 2013-05-07; Ambient Temp: 22.0; Tissue Temp: 22.6

1 cm space from Body, Front, GSM850 GPRS 4 Tx Ch. 190, Ant Internal

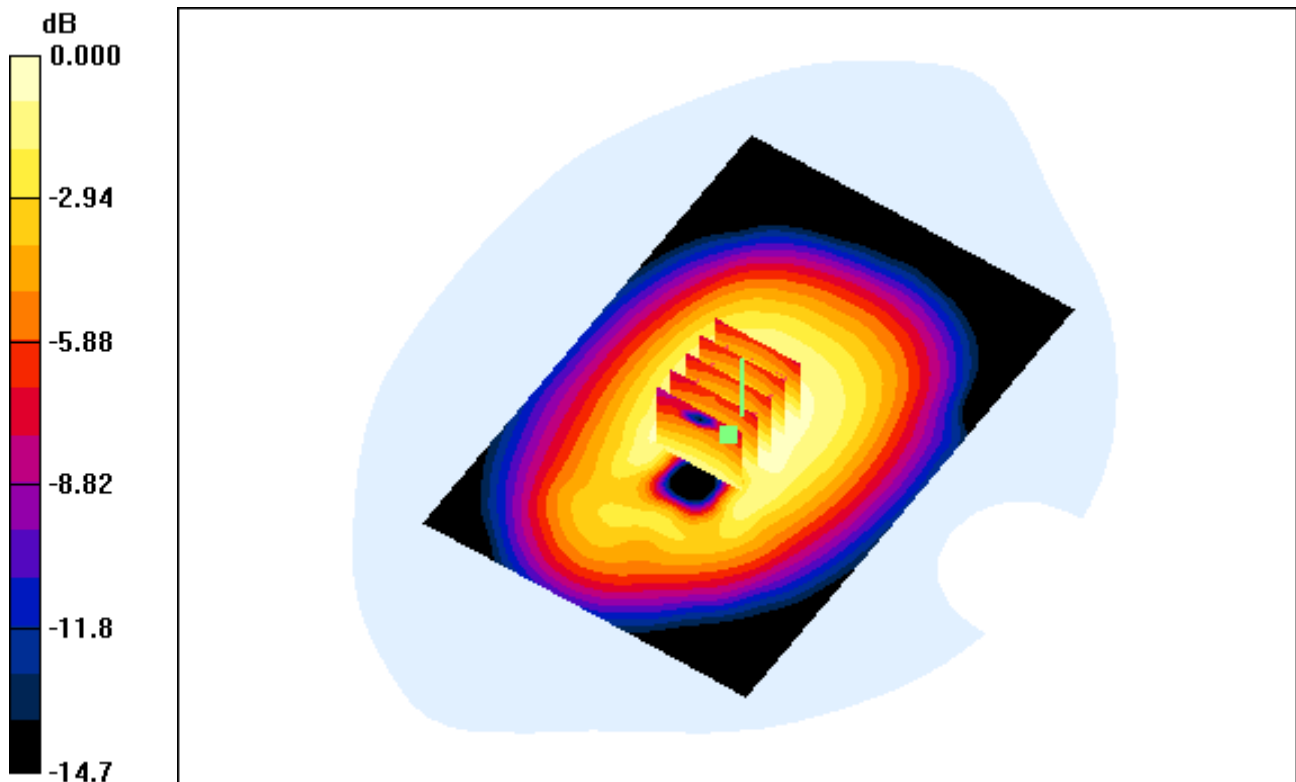
Area Scan (81x121x1): Measurement grid: dx=15mm, dy=15mm

Zoom Scan (5x5x7)/Cube 0: Measurement grid: dx=8mm, dy=8mm, dz=5mm

Power Drift = 0.155 dB

Peak SAR (extrapolated) = 0.507 W/kg

SAR(1 g) = 0.410 mW/g; SAR(10 g) = 0.310 mW/g



0 dB = 0.467mW/g

DIGITAL EMC CO., LTD

DUT: KYY21; Type: Bar

Communication System: GSM 850; Frequency: 836.6 MHz; Duty Cycle: 1:8.3
Medium parameters used: $f = 836.6$ MHz; $\sigma = 0.962$ mho/m; $\epsilon_r = 53.9$; $\rho = 1000$ kg/m³
Phantom section: Flat Section

DASY4 Configuration:

Probe: EX3DV4 - SN3643; ConvF(9.14, 9.14, 9.14); Calibrated: 2013-01-24; Electronics: DAE3 Sn519
Phantom: SAM with 835MHz; Type: SAM; Serial: TP-1223
Measurement SW: DASY4, V4.7 Build 80; Postprocessing SW: SEMCAD, V1.8 Build 186

Test Date: 2013-05-07; Ambient Temp: 22.0; Tissue Temp: 22.6

1 cm space from Body, Rear, GSM850 Ch. 190, Ant Internal

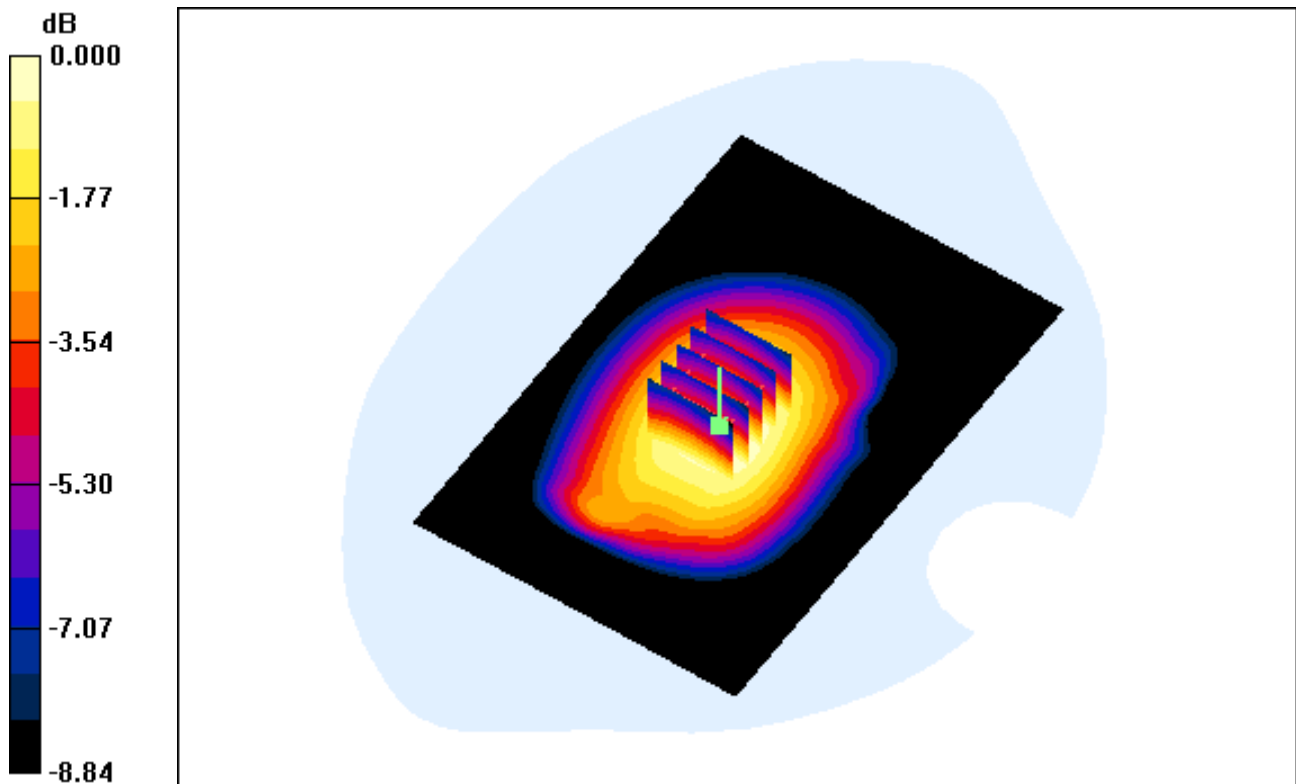
Area Scan (81x121x1): Measurement grid: dx=15mm, dy=15mm

Zoom Scan (5x5x7)/Cube 0: Measurement grid: dx=8mm, dy=8mm, dz=5mm

Power Drift = 0.172 dB

Peak SAR (extrapolated) = 0.689 W/kg

SAR(1 g) = 0.552 mW/g; SAR(10 g) = 0.414 mW/g



0 dB = 0.631mW/g

DIGITAL EMC CO., LTD

DUT: KYY21; Type: Bar

Communication System: GSM 850; Frequency: 836.6 MHz; Duty Cycle: 1:8.3
Medium parameters used: $f = 836.6$ MHz; $\sigma = 0.962$ mho/m; $\epsilon_r = 53.9$; $\rho = 1000$ kg/m³
Phantom section: Flat Section

DASY4 Configuration:

Probe: EX3DV4 - SN3643; ConvF(9.14, 9.14, 9.14); Calibrated: 2013-01-24; Electronics: DAE3 Sn519
Phantom: SAM with 835MHz; Type: SAM; Serial: TP-1223
Measurement SW: DASY4, V4.7 Build 80; Postprocessing SW: SEMCAD, V1.8 Build 186

Test Date: 2013-05-07; Ambient Temp: 22.0; Tissue Temp: 22.6

1 cm space from Body, Rear, GSM850 GPRS 1 Tx Ch. 190, Ant Internal

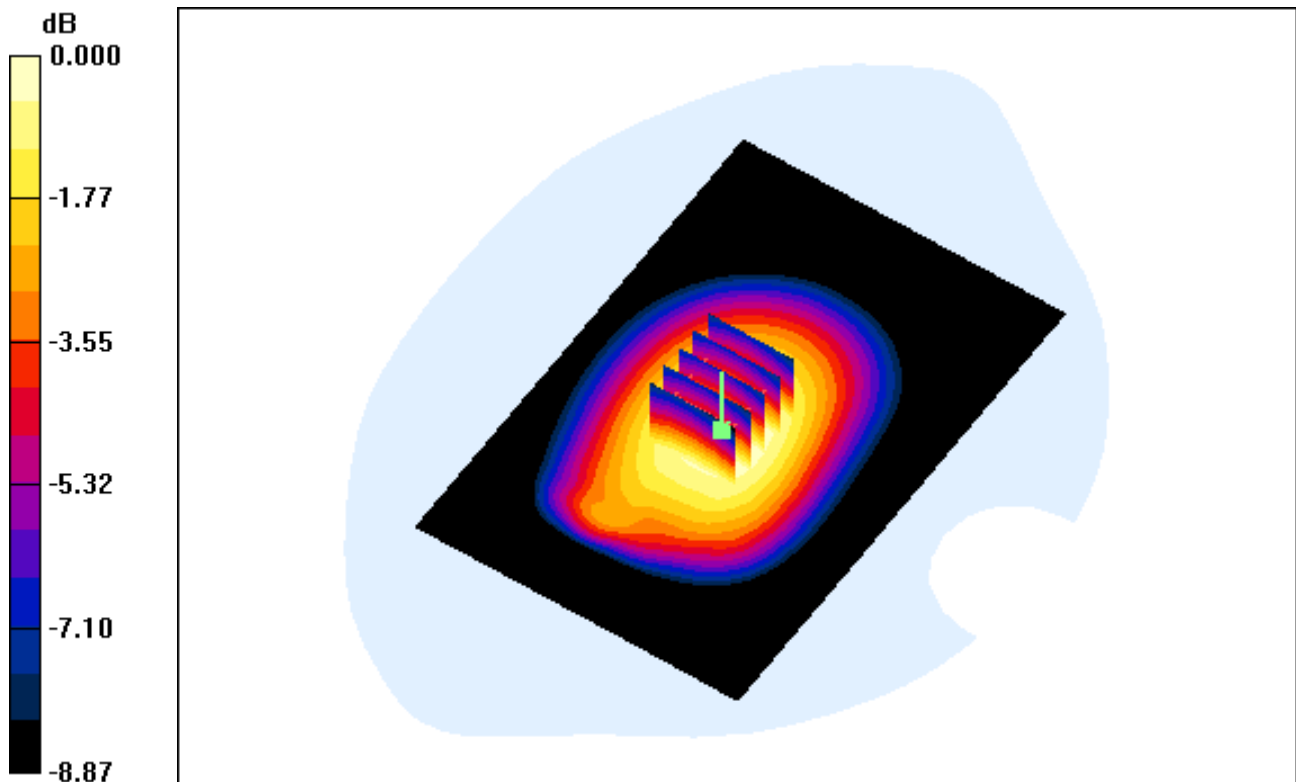
Area Scan (81x121x1): Measurement grid: dx=15mm, dy=15mm

Zoom Scan (5x5x7)/Cube 0: Measurement grid: dx=8mm, dy=8mm, dz=5mm

Power Drift = 0.012 dB

Peak SAR (extrapolated) = 0.692 W/kg

SAR(1 g) = 0.558 mW/g; SAR(10 g) = 0.418 mW/g



0 dB = 0.638mW/g

DIGITAL EMC CO., LTD

DUT: KYY21; Type: Bar

Communication System: GSM 850; Frequency: 836.6 MHz; Duty Cycle: 1:4.15
Medium parameters used: $f = 836.6$ MHz; $\sigma = 0.962$ mho/m; $\epsilon_r = 53.9$; $\rho = 1000$ kg/m³
Phantom section: Flat Section

DASY4 Configuration:

Probe: EX3DV4 - SN3643; ConvF(9.14, 9.14, 9.14); Calibrated: 2013-01-24; Electronics: DAE3 Sn519
Phantom: SAM with 835MHz; Type: SAM; Serial: TP-1223
Measurement SW: DASY4, V4.7 Build 80; Postprocessing SW: SEMCAD, V1.8 Build 186

Test Date: 2013-05-07; Ambient Temp: 22.0; Tissue Temp: 22.6

1 cm space from Body, Rear, GSM850 GPRS 2 Tx Ch. 190, Ant Internal

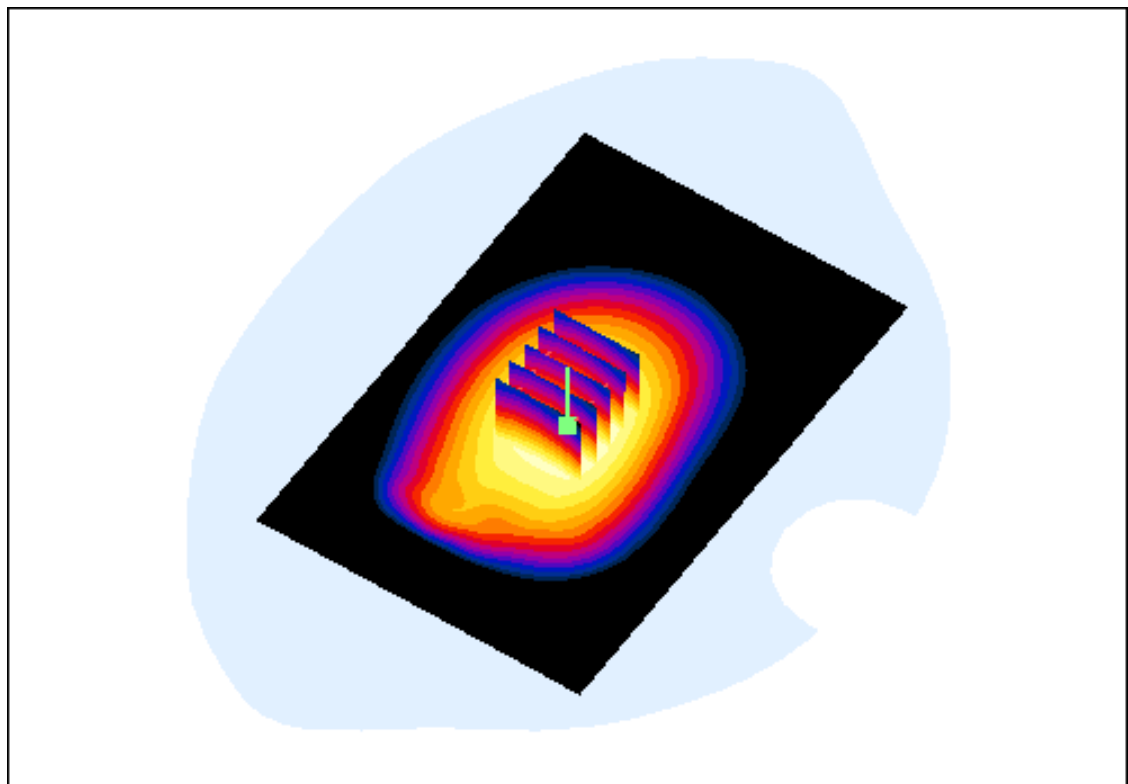
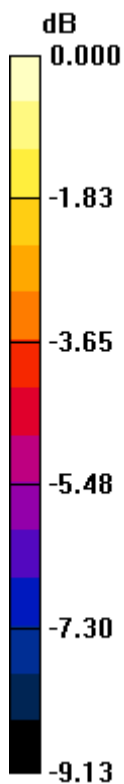
Area Scan (81x121x1): Measurement grid: dx=15mm, dy=15mm

Zoom Scan (5x5x7)/Cube 0: Measurement grid: dx=8mm, dy=8mm, dz=5mm

Power Drift = -0.124 dB

Peak SAR (extrapolated) = 0.702 W/kg

SAR(1 g) = 0.560 mW/g; SAR(10 g) = 0.421 mW/g



DIGITAL EMC CO., LTD

DUT: KYY21; Type: Bar

Communication System: GSM 850; Frequency: 836.6 MHz; Duty Cycle: 1:2.77
Medium parameters used: $f = 836.6$ MHz; $\sigma = 0.962$ mho/m; $\epsilon_r = 53.9$; $\rho = 1000$ kg/m³
Phantom section: Flat Section

DASY4 Configuration:

Probe: EX3DV4 - SN3643; ConvF(9.14, 9.14, 9.14); Calibrated: 2013-01-24; Electronics: DAE3 Sn519
Phantom: SAM with 835MHz; Type: SAM; Serial: TP-1223
Measurement SW: DASY4, V4.7 Build 80; Postprocessing SW: SEMCAD, V1.8 Build 186

Test Date: 2013-05-07; Ambient Temp: 22.0; Tissue Temp: 22.6

1 cm space from Body, Rear, GSM850 GPRS 3 Tx Ch. 190, Ant Internal

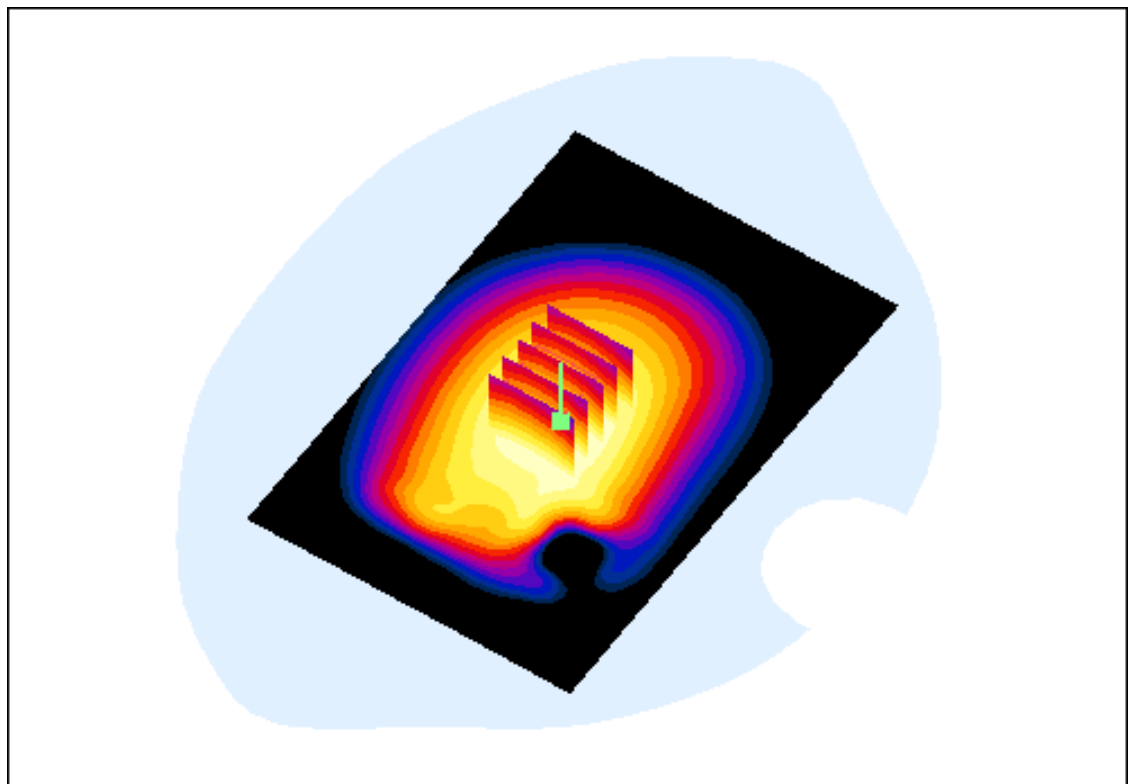
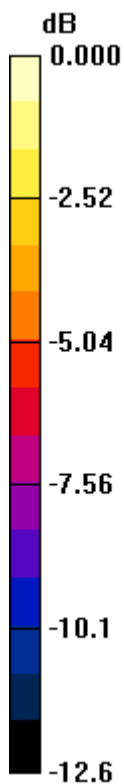
Area Scan (81x121x1): Measurement grid: dx=15mm, dy=15mm

Zoom Scan (5x5x7)/Cube 0: Measurement grid: dx=8mm, dy=8mm, dz=5mm

Power Drift = -0.002 dB

Peak SAR (extrapolated) = 0.760 W/kg

SAR(1 g) = 0.571 mW/g; SAR(10 g) = 0.413 mW/g



0 dB = 0.670mW/g

DIGITAL EMC CO., LTD

DUT: KYY21; Type: Bar

Communication System: GSM 850; Frequency: 836.6 MHz; Duty Cycle: 1:2.075
Medium parameters used: $f = 836.6$ MHz; $\sigma = 0.962$ mho/m; $\epsilon_r = 53.9$; $\rho = 1000$ kg/m³
Phantom section: Flat Section

DASY4 Configuration:

Probe: EX3DV4 - SN3643; ConvF(9.14, 9.14, 9.14); Calibrated: 2013-01-24; Electronics: DAE3 Sn519
Phantom: SAM with 835MHz; Type: SAM; Serial: TP-1223
Measurement SW: DASY4, V4.7 Build 80; Postprocessing SW: SEMCAD, V1.8 Build 186

Test Date: 2013-05-07; Ambient Temp: 22.0; Tissue Temp: 22.6

1 cm space from Body, Rear, GSM850 GPRS 4 Tx Ch. 190, Ant Internal

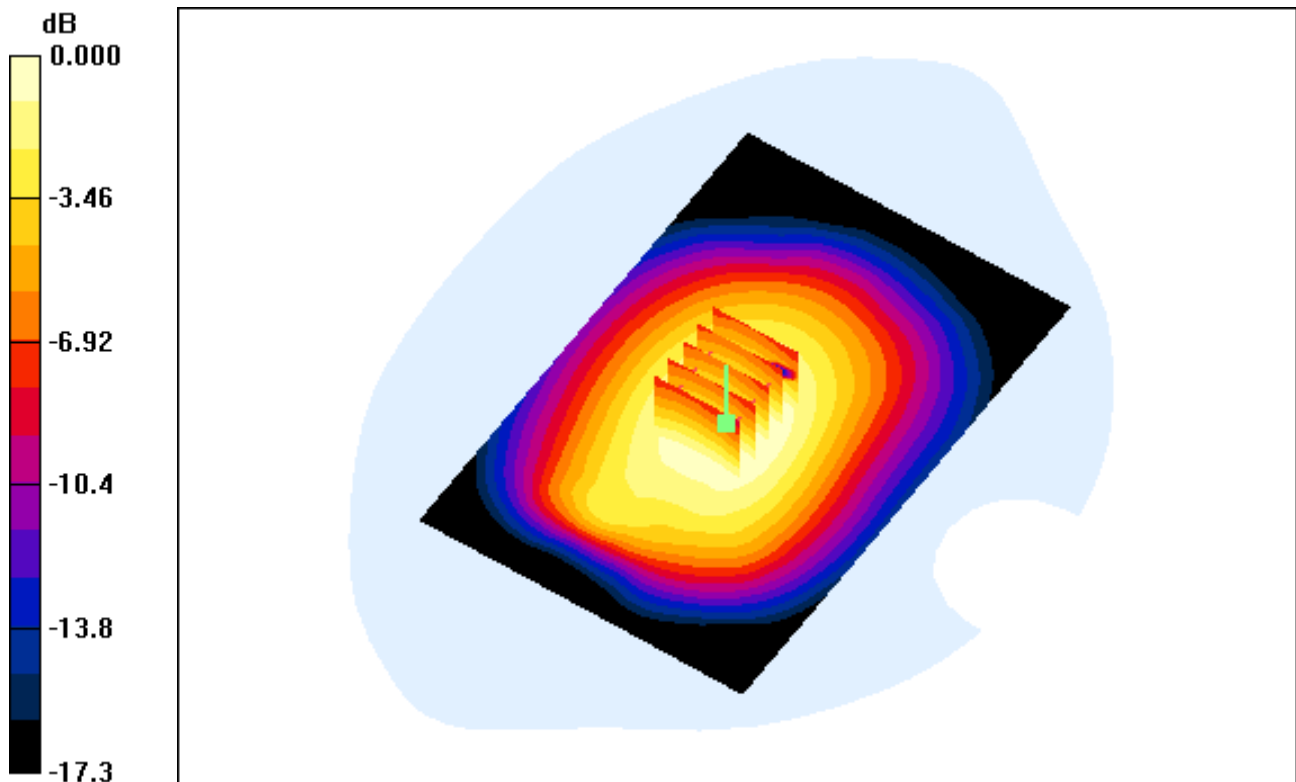
Area Scan (81x121x1): Measurement grid: dx=15mm, dy=15mm

Zoom Scan (5x5x7)/Cube 0: Measurement grid: dx=8mm, dy=8mm, dz=5mm

Power Drift = 0.161 dB

Peak SAR (extrapolated) = 0.788 W/kg

SAR(1 g) = 0.627 mW/g; SAR(10 g) = 0.471 mW/g



0 dB = 0.714mW/g

DIGITAL EMC CO., LTD

DUT: KYY21; Type: Bar

Communication System: GSM 850; Frequency: 836.6 MHz; Duty Cycle: 1:2.075
Medium parameters used: $f = 836.6$ MHz; $\sigma = 0.962$ mho/m; $\epsilon_r = 53.9$; $\rho = 1000$ kg/m³
Phantom section: Flat Section

DASY4 Configuration:

Probe: EX3DV4 - SN3643; ConvF(9.14, 9.14, 9.14); Calibrated: 2013-01-24; Electronics: DAE3 Sn519
Phantom: SAM with 835MHz; Type: SAM; Serial: TP-1223
Measurement SW: DASY4, V4.7 Build 80; Postprocessing SW: SEMCAD, V1.8 Build 186

Test Date: 2013-05-07; Ambient Temp: 22.0; Tissue Temp: 22.6

1 cm space from Body, Right, GSM850 GPRS 4 Tx Ch. 190, Ant Internal

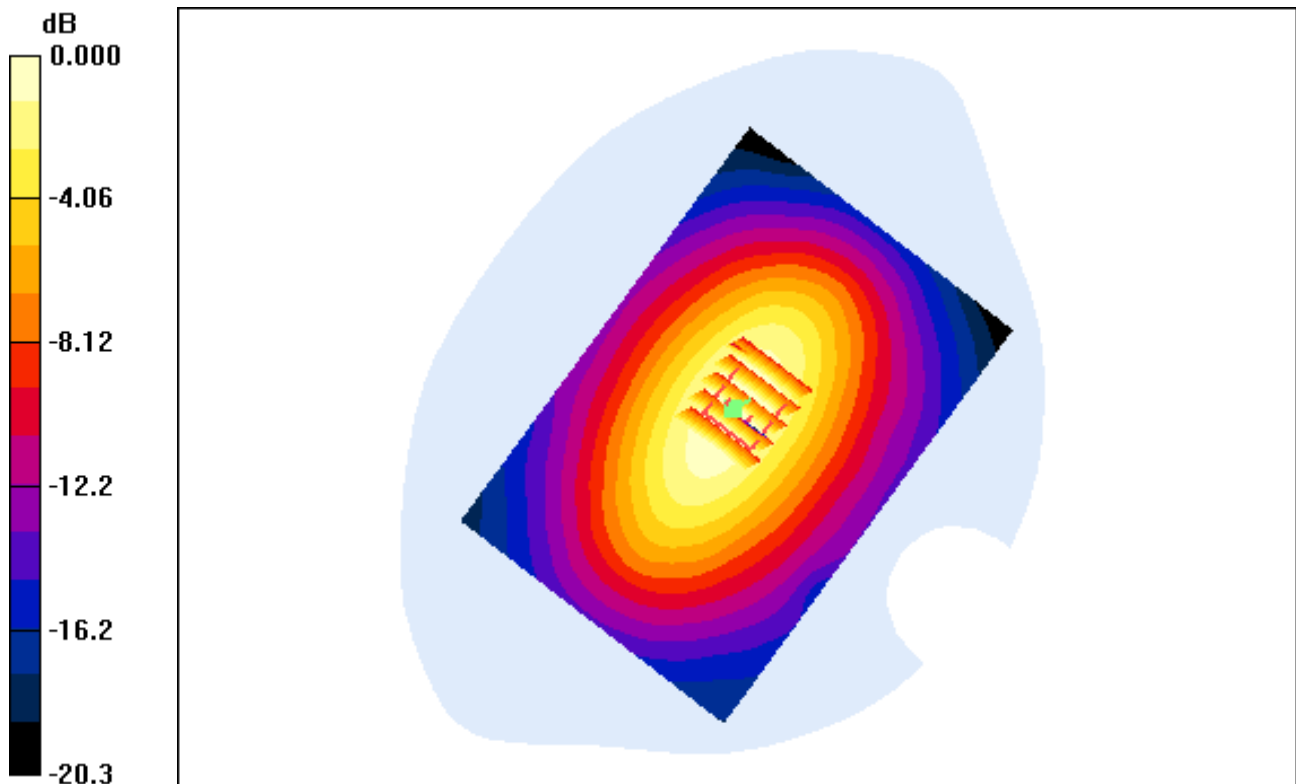
Area Scan (81x121x1): Measurement grid: dx=15mm, dy=15mm

Zoom Scan (5x5x7)/Cube 0: Measurement grid: dx=8mm, dy=8mm, dz=5mm

Power Drift = 0.051 dB

Peak SAR (extrapolated) = 0.819 W/kg

SAR(1 g) = 0.584 mW/g; SAR(10 g) = 0.403 mW/g



0 dB = 0.715mW/g

DIGITAL EMC CO., LTD

DUT: KYY21; Type: Bar

Communication System: GSM 850; Frequency: 836.6 MHz; Duty Cycle: 1:2.075
Medium parameters used: $f = 836.6$ MHz; $\sigma = 0.962$ mho/m; $\epsilon_r = 53.9$; $\rho = 1000$ kg/m³
Phantom section: Flat Section

DASY4 Configuration:

Probe: EX3DV4 - SN3643; ConvF(9.14, 9.14, 9.14); Calibrated: 2013-01-24; Electronics: DAE3 Sn519
Phantom: SAM with 835MHz; Type: SAM; Serial: TP-1223
Measurement SW: DASY4, V4.7 Build 80; Postprocessing SW: SEMCAD, V1.8 Build 186

Test Date: 2013-05-07; Ambient Temp: 22.0; Tissue Temp: 22.6

1 cm space from Body, Left, GSM850 GPRS 4 Tx Ch. 190, Ant Internal

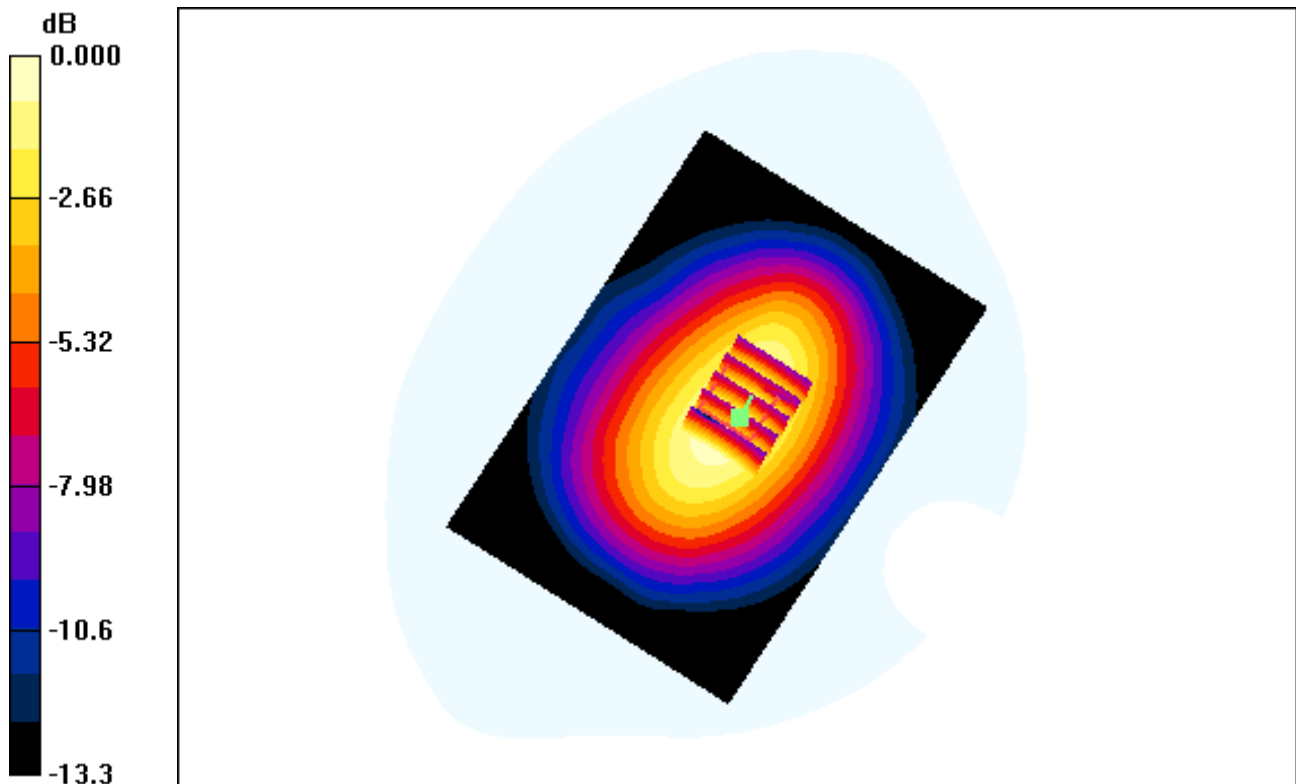
Area Scan (81x121x1): Measurement grid: dx=15mm, dy=15mm

Zoom Scan (5x5x7)/Cube 0: Measurement grid: dx=8mm, dy=8mm, dz=5mm

Power Drift = -0.019 dB

Peak SAR (extrapolated) = 0.480 W/kg

SAR(1 g) = 0.345 mW/g; SAR(10 g) = 0.242 mW/g



0 dB = 0.420mW/g

DIGITAL EMC CO., LTD

DUT: KYY21; Type: Bar

Communication System: GSM 850; Frequency: 836.6 MHz; Duty Cycle: 1:2.075
Medium parameters used: $f = 836.6$ MHz; $\sigma = 0.962$ mho/m; $\epsilon_r = 53.9$; $\rho = 1000$ kg/m³
Phantom section: Flat Section

DASY4 Configuration:

Probe: EX3DV4 - SN3643; ConvF(9.14, 9.14, 9.14); Calibrated: 2013-01-24; Electronics: DAE3 Sn519
Phantom: SAM with 835MHz; Type: SAM; Serial: TP-1223
Measurement SW: DASY4, V4.7 Build 80; Postprocessing SW: SEMCAD, V1.8 Build 186

Test Date: 2013-05-07; Ambient Temp: 22.0; Tissue Temp: 22.6

1 cm space from Body, Rear, GSM850 GPRS 4 Tx Ch. 190, Ant Internal

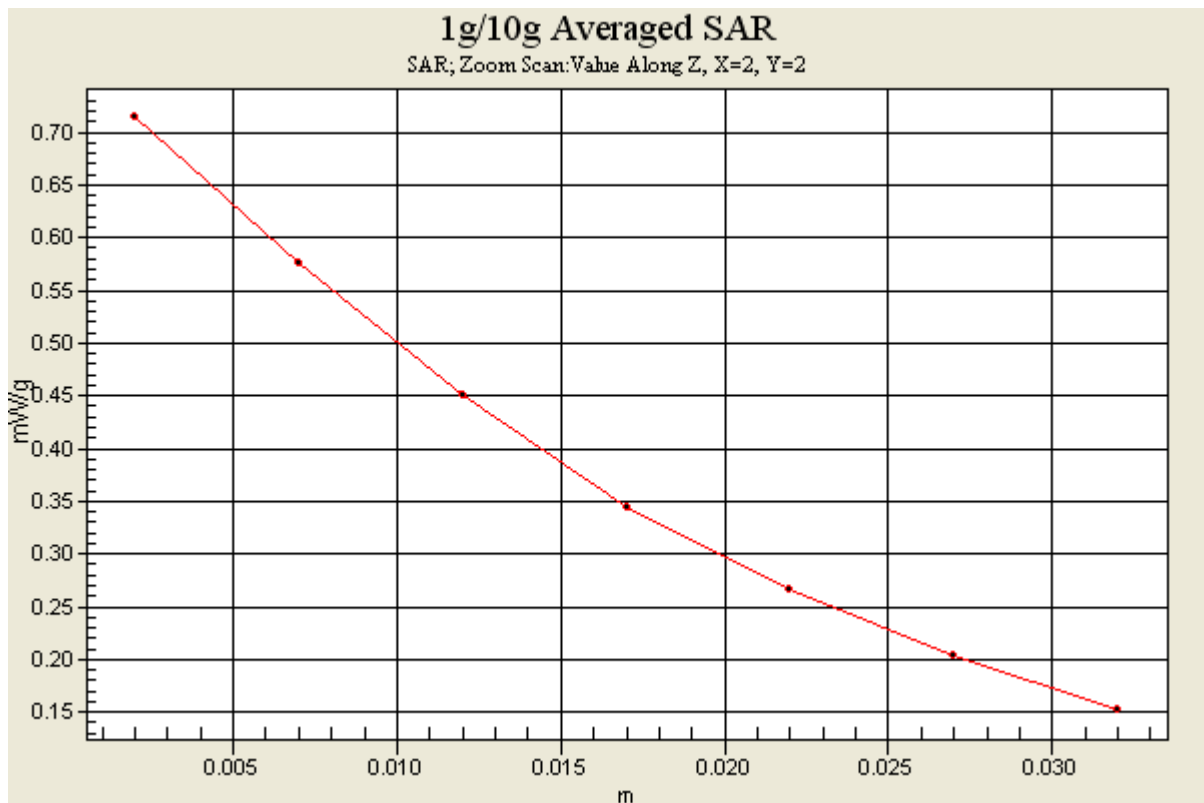
Area Scan (81x121x1): Measurement grid: dx=15mm, dy=15mm

Zoom Scan (5x5x7)/Cube 0: Measurement grid: dx=8mm, dy=8mm, dz=5mm

Power Drift = 0.161 dB

Peak SAR (extrapolated) = 0.788 W/kg

SAR(1 g) = 0.627 mW/g; SAR(10 g) = 0.471 mW/g



DIGITAL EMC CO., LTD

DUT: KYY21; Type: Bar

Communication System: WCDMA 850 ; Frequency: 836.6 MHz; Duty Cycle: 1:1
Medium parameters used: $f = 836.6$ MHz; $\sigma = 0.961$ mho/m; $\epsilon_r = 54$; $\rho = 1000$ kg/m³
Phantom section: Flat Section

DASY4 Configuration:

Probe: EX3DV4 - SN3643; ConvF(9.14, 9.14, 9.14); Calibrated: 2013-01-24; Electronics: DAE3 Sn519
Phantom: SAM with 835MHz; Type: SAM; Serial: TP-1223
Measurement SW: DASY4, V4.7 Build 80; Postprocessing SW: SEMCAD, V1.8 Build 186

Test Date: 2013-05-09; Ambient Temp: 21.9; Tissue Temp: 22.3

1 cm space from Body, Bottom, WCDMA850 Ch. 4183, Ant Internal

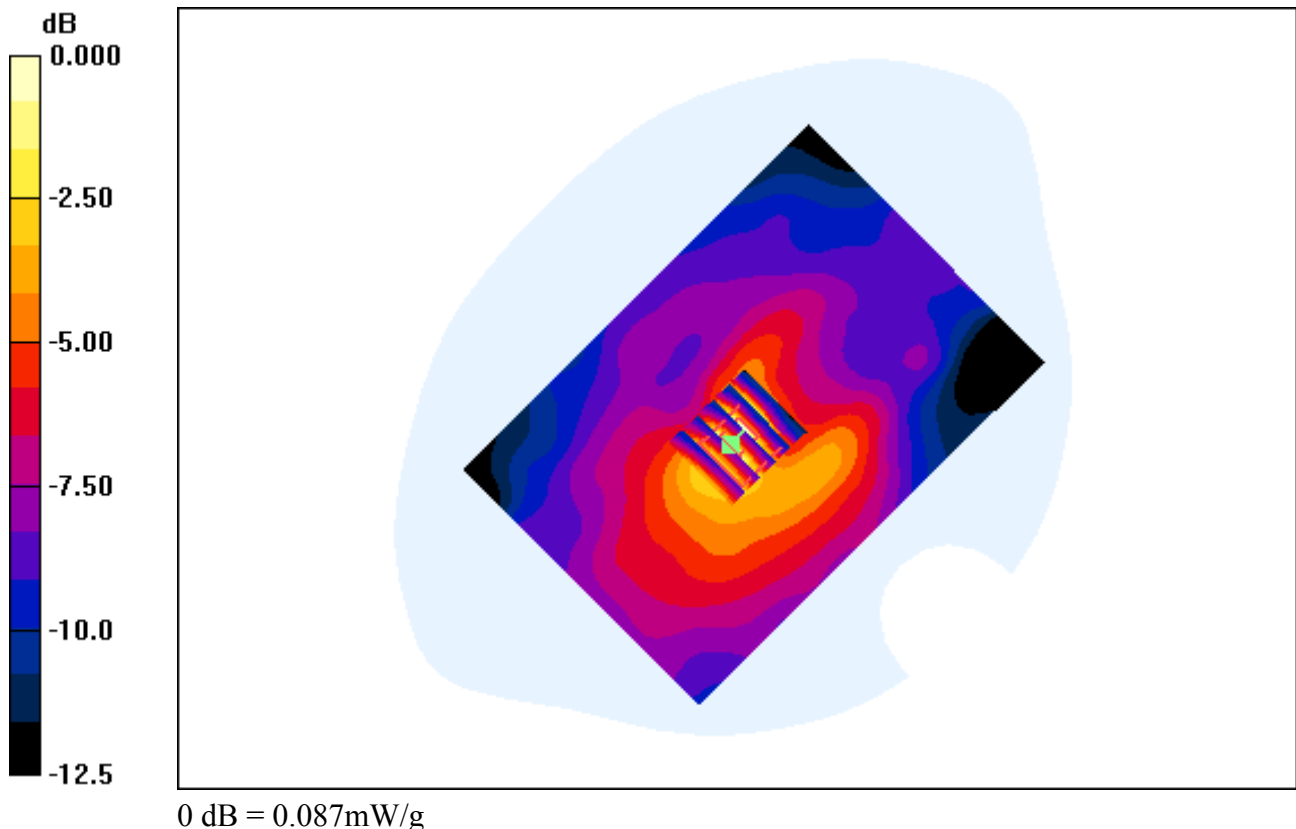
Area Scan (81x121x1): Measurement grid: dx=15mm, dy=15mm

Zoom Scan (5x5x7)/Cube 0: Measurement grid: dx=8mm, dy=8mm, dz=5mm

Power Drift = 0.100 dB

Peak SAR (extrapolated) = 0.115 W/kg

SAR(1 g) = 0.060 mW/g; SAR(10 g) = 0.033 mW/g



DIGITAL EMC CO., LTD

DUT: KYY21; Type: Bar

Communication System: WCDMA 850 ; Frequency: 836.6 MHz; Duty Cycle: 1:1
Medium parameters used: $f = 836.6$ MHz; $\sigma = 0.961$ mho/m; $\epsilon_r = 54$; $\rho = 1000$ kg/m³
Phantom section: Flat Section

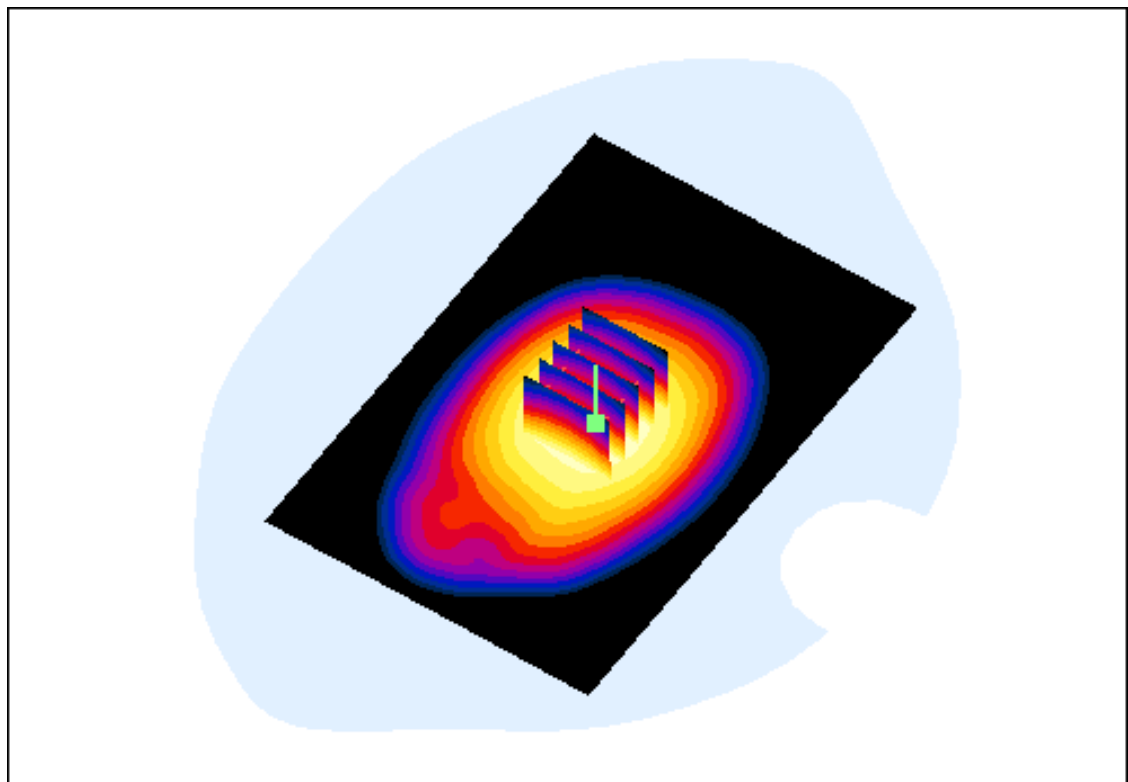
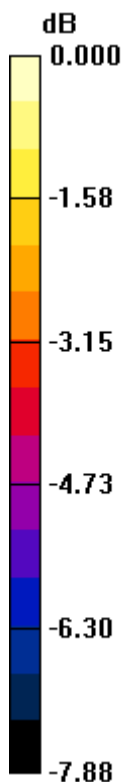
DASY4 Configuration:

Probe: EX3DV4 - SN3643; ConvF(9.14, 9.14, 9.14); Calibrated: 2013-01-24; Electronics: DAE3 Sn519
Phantom: SAM with 835MHz; Type: SAM; Serial: TP-1223
Measurement SW: DASY4, V4.7 Build 80; Postprocessing SW: SEMCAD, V1.8 Build 186

Test Date: 2013-05-09; Ambient Temp: 21.9; Tissue Temp: 22.3

1 cm space from Body, Front, WCDMA850 Ch. 4183, Ant Internal

Area Scan (81x121x1): Measurement grid: dx=15mm, dy=15mm
Zoom Scan (5x5x7)/Cube 0: Measurement grid: dx=8mm, dy=8mm, dz=5mm
Power Drift = 0.094 dB
Peak SAR (extrapolated) = 0.500 W/kg
SAR(1 g) = 0.404 mW/g; SAR(10 g) = 0.309 mW/g



0 dB = 0.458mW/g

DIGITAL EMC CO., LTD

DUT: KYY21; Type: Bar

Communication System: WCDMA 850 ; Frequency: 836.6 MHz; Duty Cycle: 1:1
Medium parameters used: $f = 836.6$ MHz; $\sigma = 0.961$ mho/m; $\epsilon_r = 54$; $\rho = 1000$ kg/m³
Phantom section: Flat Section

DASY4 Configuration:

Probe: EX3DV4 - SN3643; ConvF(9.14, 9.14, 9.14); Calibrated: 2013-01-24; Electronics: DAE3 Sn519
Phantom: SAM with 835MHz; Type: SAM; Serial: TP-1223
Measurement SW: DASY4, V4.7 Build 80; Postprocessing SW: SEMCAD, V1.8 Build 186

Test Date: 2013-05-09; Ambient Temp: 21.9; Tissue Temp: 22.3

1 cm space from Body, Rear, WCDMA850 Ch. 4183, Ant Internal

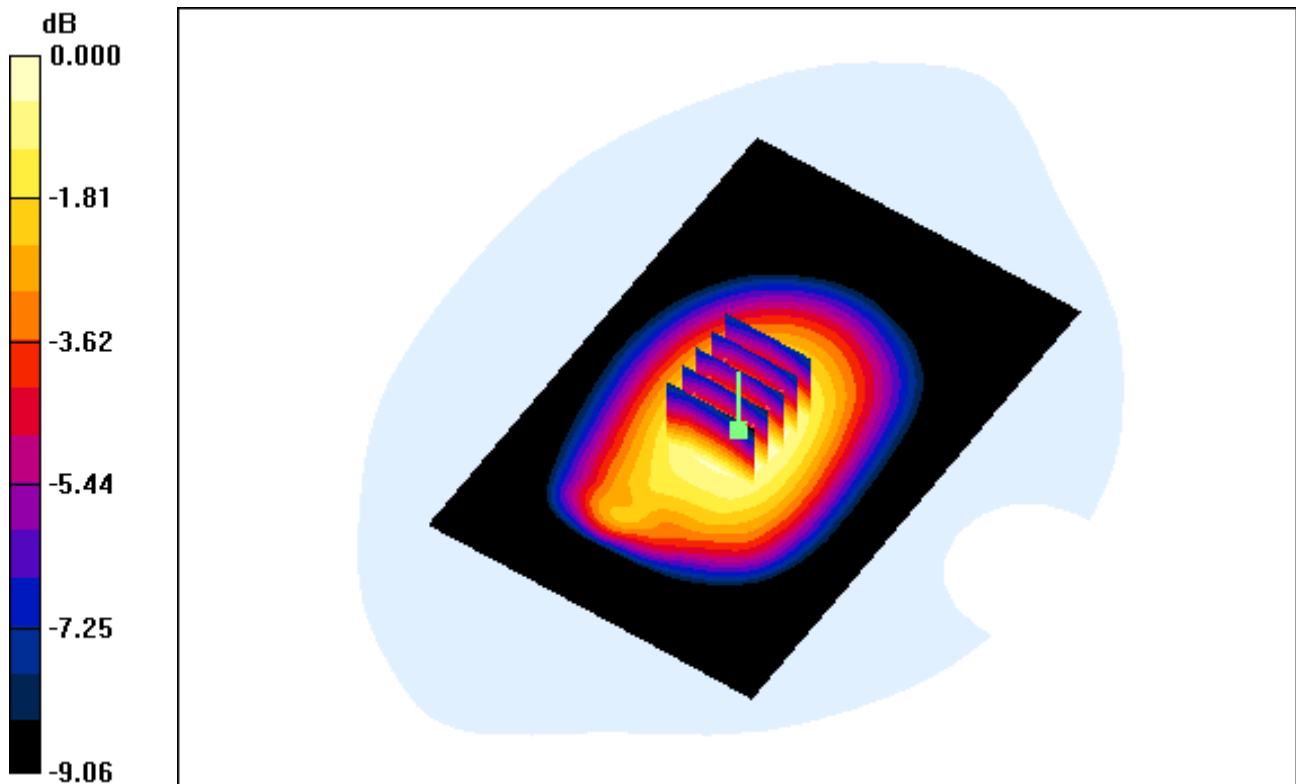
Area Scan (81x121x1): Measurement grid: dx=15mm, dy=15mm

Zoom Scan (5x5x7)/Cube 0: Measurement grid: dx=8mm, dy=8mm, dz=5mm

Power Drift = -0.121 dB

Peak SAR (extrapolated) = 0.759 W/kg

SAR(1 g) = 0.605 mW/g; SAR(10 g) = 0.452 mW/g



0 dB = 0.699mW/g

DIGITAL EMC CO., LTD

DUT: KYY21; Type: Bar

Communication System: WCDMA 850 ; Frequency: 836.6 MHz; Duty Cycle: 1:1
Medium parameters used: $f = 836.6$ MHz; $\sigma = 0.961$ mho/m; $\epsilon_r = 54$; $\rho = 1000$ kg/m³
Phantom section: Flat Section

DASY4 Configuration:

Probe: EX3DV4 - SN3643; ConvF(9.14, 9.14, 9.14); Calibrated: 2013-01-24; Electronics: DAE3 Sn519
Phantom: SAM with 835MHz; Type: SAM; Serial: TP-1223
Measurement SW: DASY4, V4.7 Build 80; Postprocessing SW: SEMCAD, V1.8 Build 186

Test Date: 2013-05-09; Ambient Temp: 21.9; Tissue Temp: 22.3

1 cm space from Body, Right, WCDMA850 Ch. 4183, Ant Internal

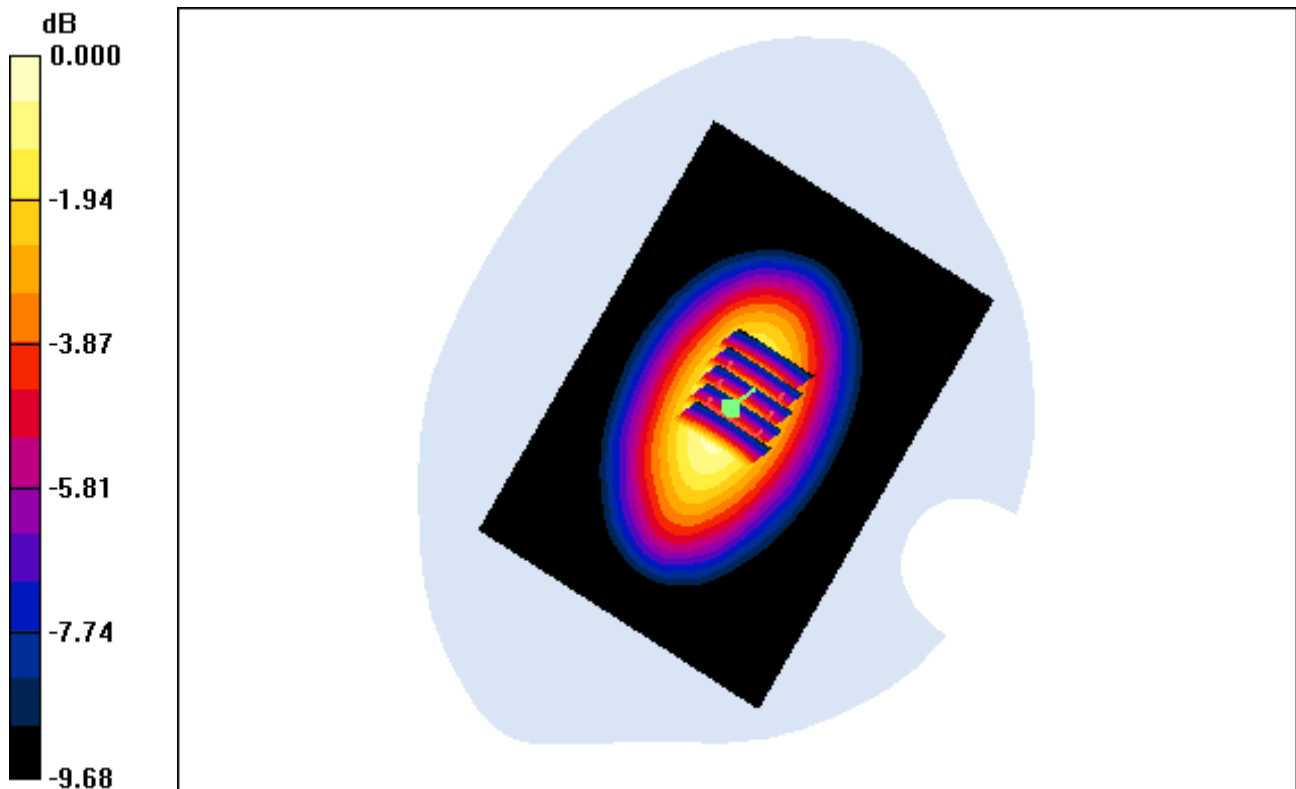
Area Scan (81x121x1): Measurement grid: dx=15mm, dy=15mm

Zoom Scan (5x5x7)/Cube 0: Measurement grid: dx=8mm, dy=8mm, dz=5mm

Power Drift = -0.151 dB

Peak SAR (extrapolated) = 0.709 W/kg

SAR(1 g) = 0.503 mW/g; SAR(10 g) = 0.346 mW/g



0 dB = 0.620mW/g

DIGITAL EMC CO., LTD

DUT: KYY21; Type: Bar

Communication System: WCDMA 850 ; Frequency: 836.6 MHz; Duty Cycle: 1:1
Medium parameters used: $f = 836.6$ MHz; $\sigma = 0.961$ mho/m; $\epsilon_r = 54$; $\rho = 1000$ kg/m³
Phantom section: Flat Section

DASY4 Configuration:

Probe: EX3DV4 - SN3643; ConvF(9.14, 9.14, 9.14); Calibrated: 2013-01-24; Electronics: DAE3 Sn519
Phantom: SAM with 835MHz; Type: SAM; Serial: TP-1223
Measurement SW: DASY4, V4.7 Build 80; Postprocessing SW: SEMCAD, V1.8 Build 186

Test Date: 2013-05-09; Ambient Temp: 21.9; Tissue Temp: 22.3

1 cm space from Body, Left, WCDMA850 Ch. 4183, Ant Internal

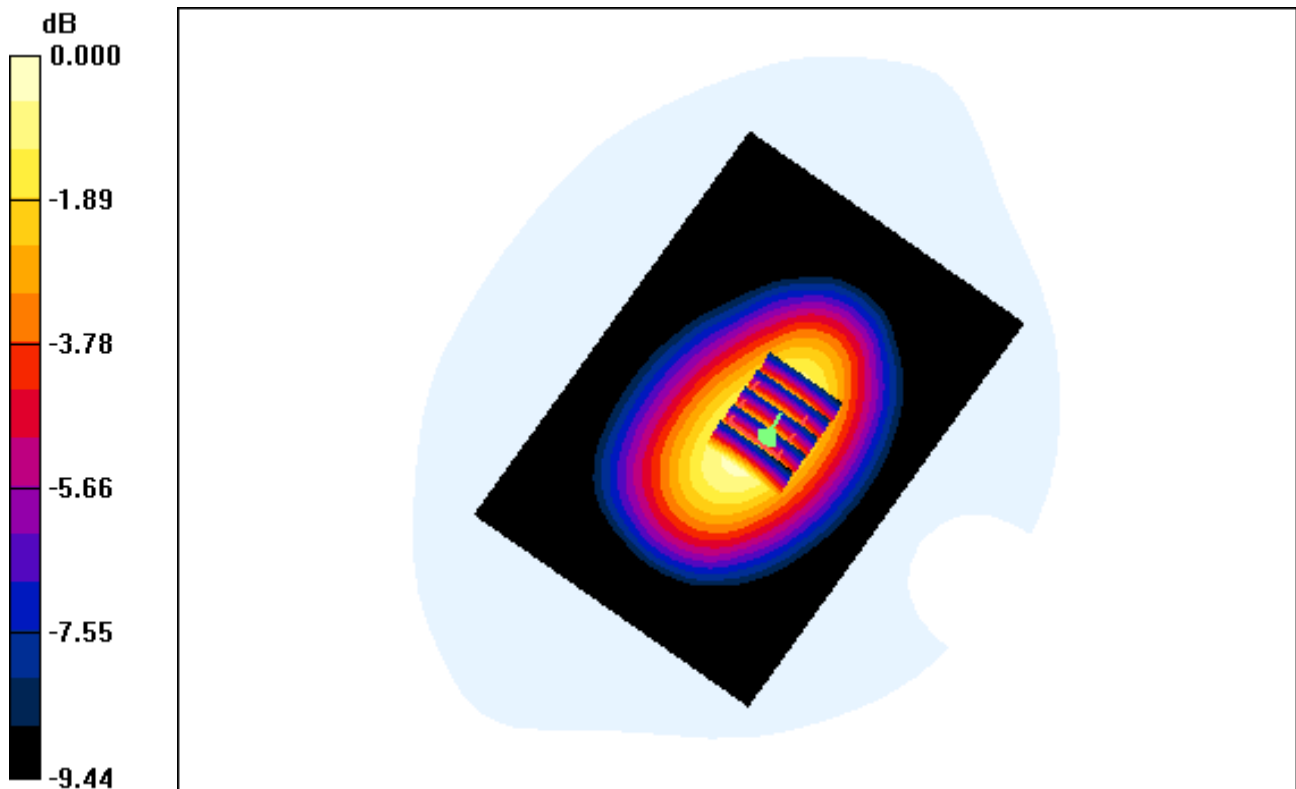
Area Scan (81x121x1): Measurement grid: dx=15mm, dy=15mm

Zoom Scan (5x5x7)/Cube 0: Measurement grid: dx=8mm, dy=8mm, dz=5mm

Power Drift = 0.025 dB

Peak SAR (extrapolated) = 0.438 W/kg

SAR(1 g) = 0.316 mW/g; SAR(10 g) = 0.221 mW/g



0 dB = 0.385mW/g

DIGITAL EMC CO., LTD

DUT: KYY21; Type: Bar

Communication System: WCDMA 850 ; Frequency: 836.6 MHz; Duty Cycle: 1:1
Medium parameters used: $f = 836.6$ MHz; $\sigma = 0.961$ mho/m; $\epsilon_r = 54$; $\rho = 1000$ kg/m³
Phantom section: Flat Section

DASY4 Configuration:

Probe: EX3DV4 - SN3643; ConvF(9.14, 9.14, 9.14); Calibrated: 2013-01-24; Electronics: DAE3 Sn519
Phantom: SAM with 835MHz; Type: SAM; Serial: TP-1223
Measurement SW: DASY4, V4.7 Build 80; Postprocessing SW: SEMCAD, V1.8 Build 186

Test Date: 2013-05-09; Ambient Temp: 21.9; Tissue Temp: 22.3

1 cm space from Body, Rear, WCDMA850 Ch. 4183, Ant Internal

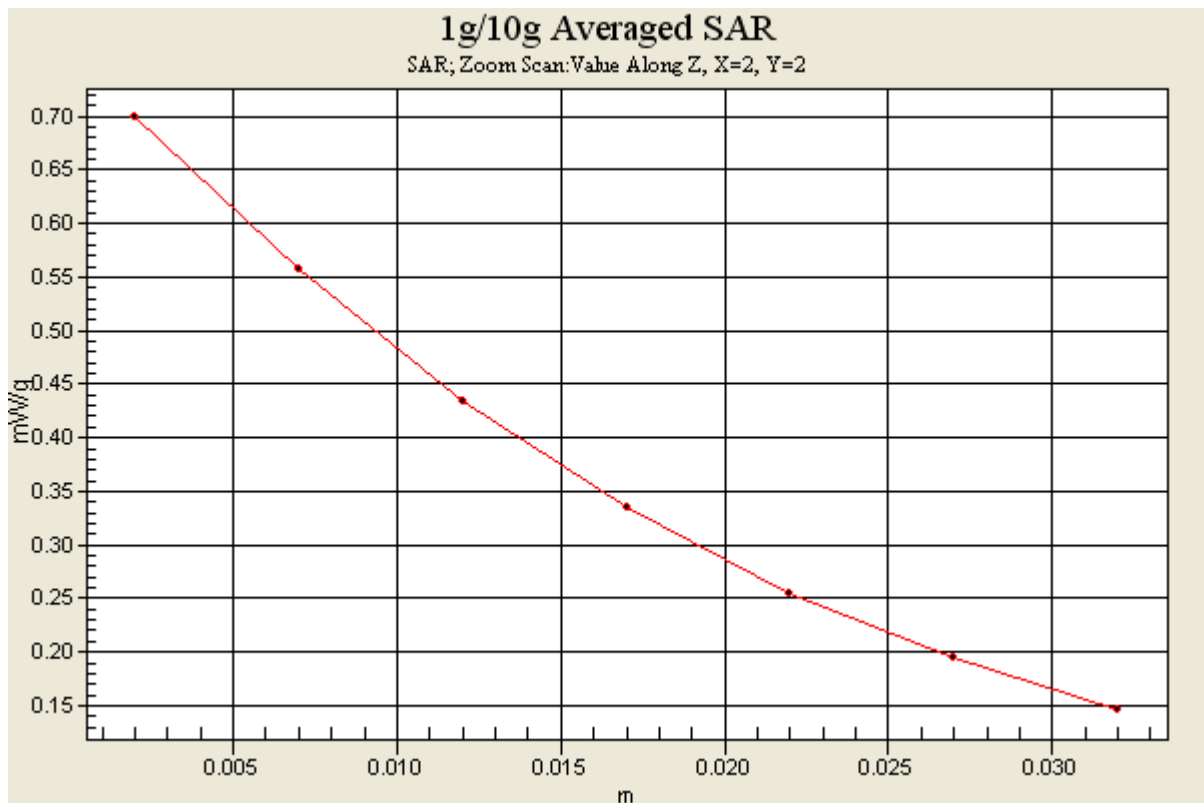
Area Scan (81x121x1): Measurement grid: dx=15mm, dy=15mm

Zoom Scan (5x5x7)/Cube 0: Measurement grid: dx=8mm, dy=8mm, dz=5mm

Power Drift = -0.121 dB

Peak SAR (extrapolated) = 0.759 W/kg

SAR(1 g) = 0.605 mW/g; SAR(10 g) = 0.452 mW/g



DIGITAL EMC CO., LTD

DUT: KYY21; Type: Bar

Communication System: CDMA; Frequency: 836.52 MHz; Duty Cycle: 1:1
Medium parameters used: $f = 836.6$ MHz; $\sigma = 0.96$ mho/m; $\epsilon_r = 54$; $\rho = 1000$ kg/m³
Phantom section: Flat Section

DASY4 Configuration:

Probe: EX3DV4 - SN3643; ConvF(9.14, 9.14, 9.14); Calibrated: 2013-01-24; Electronics: DAE3 Sn519
Phantom: SAM with 835MHz; Type: SAM; Serial: TP-1223
Measurement SW: DASY4, V4.7 Build 80; Postprocessing SW: SEMCAD, V1.8 Build 186

Test Date: 2013-05-10; Ambient Temp: 22.4; Tissue Temp: 22.6

1 cm space from Body, Bottom, CDMA Cellular Ch. 384, Ant Internal

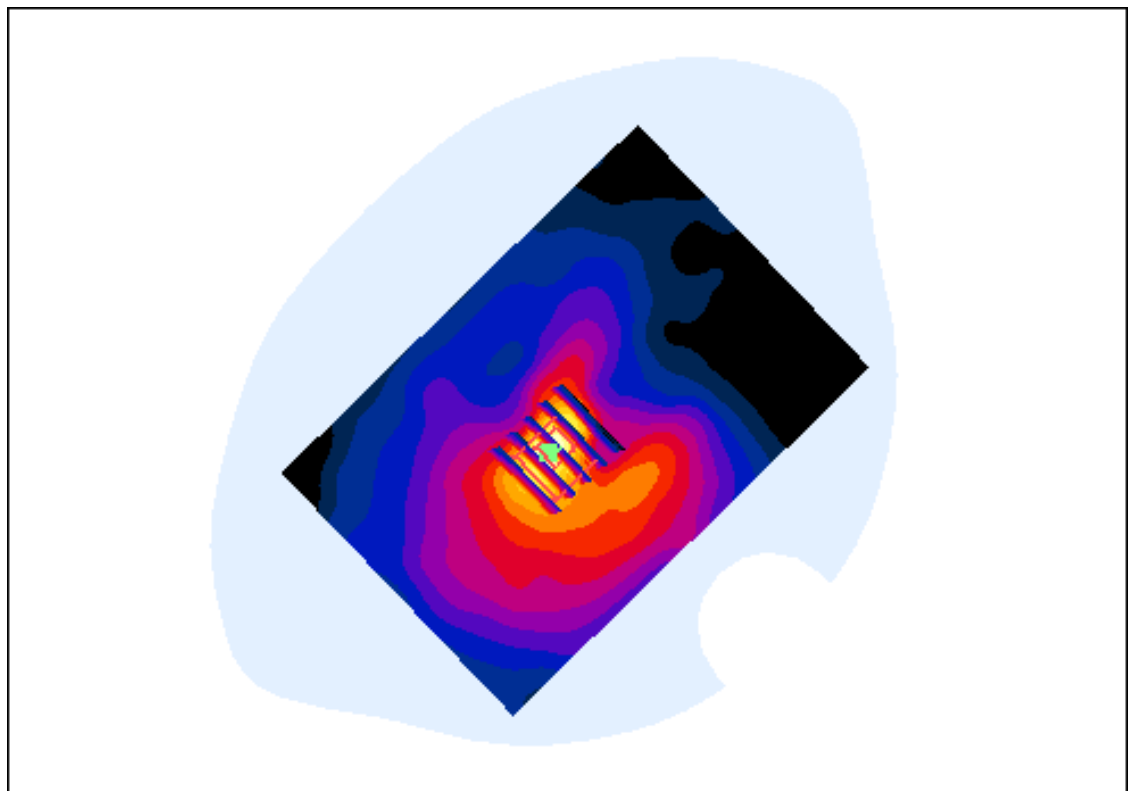
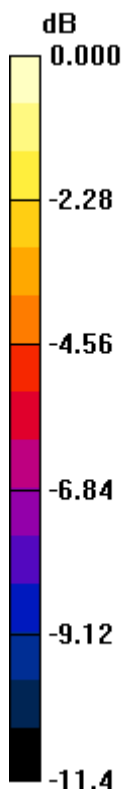
Area Scan (81x121x1): Measurement grid: dx=15mm, dy=15mm

Zoom Scan (5x5x7)/Cube 0: Measurement grid: dx=8mm, dy=8mm, dz=5mm

Power Drift = 0.004 dB

Peak SAR (extrapolated) = 0.110 W/kg

SAR(1 g) = 0.057 mW/g; SAR(10 g) = 0.032 mW/g



0 dB = 0.081mW/g

DIGITAL EMC CO., LTD

DUT: KYY21; Type: Bar

Communication System: CDMA; Frequency: 836.52 MHz; Duty Cycle: 1:1
Medium parameters used: $f = 836.6$ MHz; $\sigma = 0.96$ mho/m; $\epsilon_r = 54$; $\rho = 1000$ kg/m³
Phantom section: Flat Section

DASY4 Configuration:

Probe: EX3DV4 - SN3643; ConvF(9.14, 9.14, 9.14); Calibrated: 2013-01-24; Electronics: DAE3 Sn519
Phantom: SAM with 835MHz; Type: SAM; Serial: TP-1223
Measurement SW: DASY4, V4.7 Build 80; Postprocessing SW: SEMCAD, V1.8 Build 186

Test Date: 2013-05-10; Ambient Temp: 22.4; Tissue Temp: 22.6

1 cm space from Body, Front, CDMA Cellular Ch. 384, Ant Internal

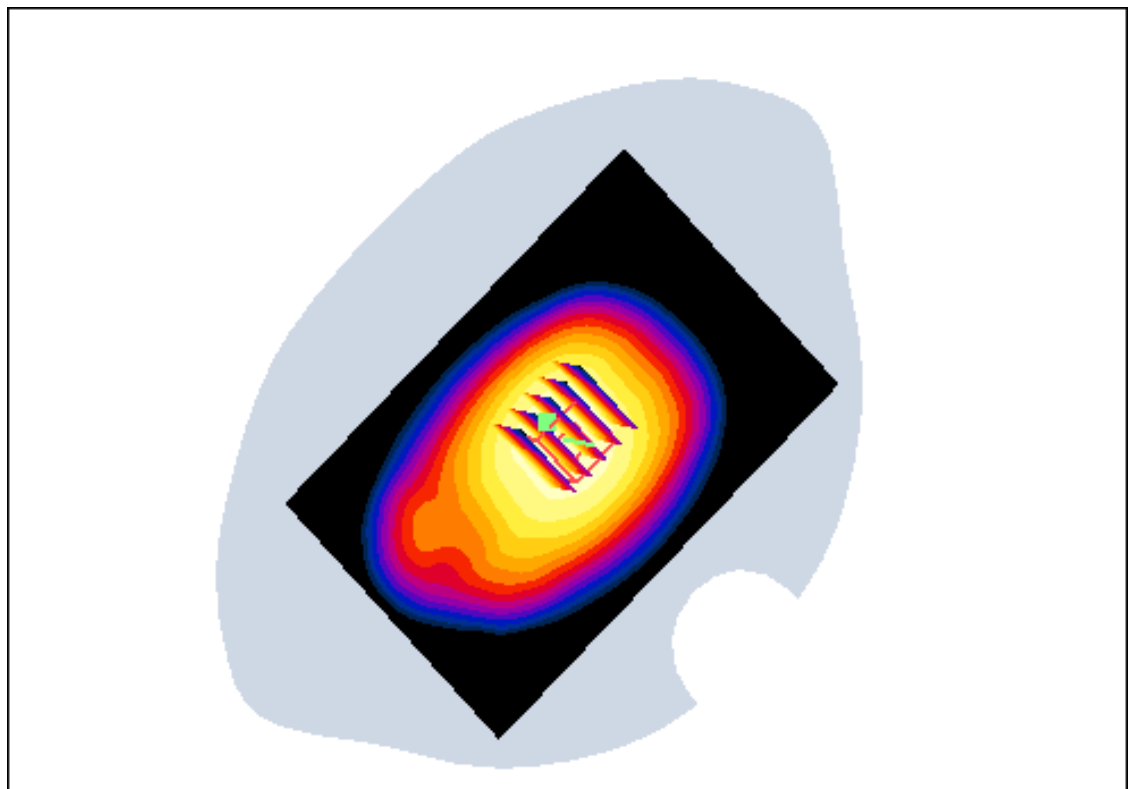
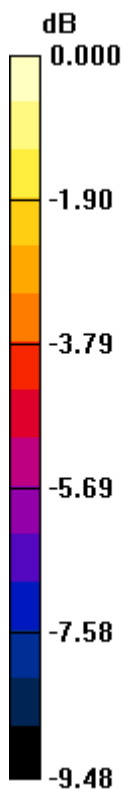
Area Scan (81x121x1): Measurement grid: dx=15mm, dy=15mm

Zoom Scan (5x5x7)/Cube 0: Measurement grid: dx=8mm, dy=8mm, dz=5mm

Power Drift = -0.002 dB

Peak SAR (extrapolated) = 0.482 W/kg

SAR(1 g) = 0.389 mW/g; SAR(10 g) = 0.295 mW/g



0 dB = 0.442mW/g

DIGITAL EMC CO., LTD

DUT: KYY21; Type: Bar

Communication System: CDMA; Frequency: 836.52 MHz; Duty Cycle: 1:1
Medium parameters used: $f = 836.6$ MHz; $\sigma = 0.96$ mho/m; $\epsilon_r = 54$; $\rho = 1000$ kg/m³
Phantom section: Flat Section

DASY4 Configuration:

Probe: EX3DV4 - SN3643; ConvF(9.14, 9.14, 9.14); Calibrated: 2013-01-24; Electronics: DAE3 Sn519
Phantom: SAM with 835MHz; Type: SAM; Serial: TP-1223
Measurement SW: DASY4, V4.7 Build 80; Postprocessing SW: SEMCAD, V1.8 Build 186

Test Date: 2013-05-10; Ambient Temp: 22.4; Tissue Temp: 22.6

1 cm space from Body, Rear, CDMA Cellular Ch. 384, Ant Internal

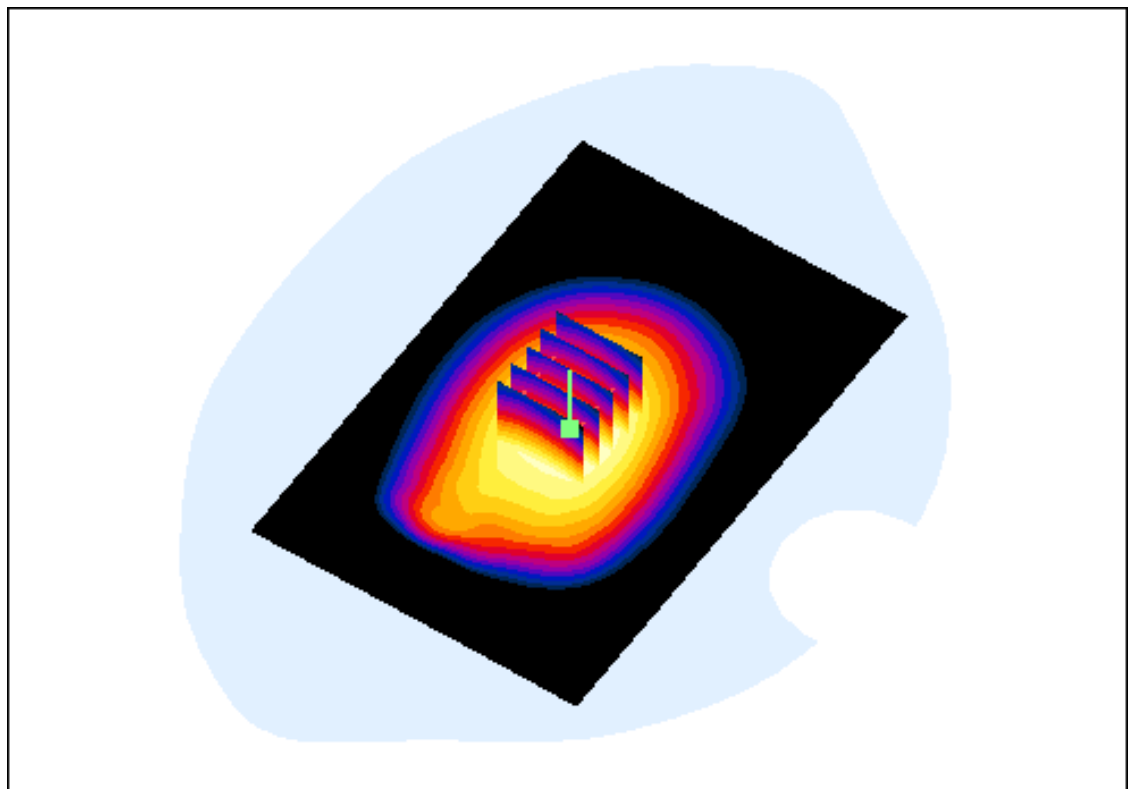
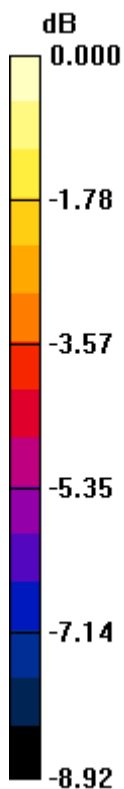
Area Scan (81x121x1): Measurement grid: dx=15mm, dy=15mm

Zoom Scan (5x5x7)/Cube 0: Measurement grid: dx=8mm, dy=8mm, dz=5mm

Power Drift = 0.015 dB

Peak SAR (extrapolated) = 0.731 W/kg

SAR(1 g) = 0.589 mW/g; SAR(10 g) = 0.440 mW/g



0 dB = 0.675mW/g

DIGITAL EMC CO., LTD

DUT: KYY21; Type: Bar

Communication System: CDMA; Frequency: 836.52 MHz; Duty Cycle: 1:1
Medium parameters used: $f = 836.6$ MHz; $\sigma = 0.96$ mho/m; $\epsilon_r = 54$; $\rho = 1000$ kg/m³
Phantom section: Flat Section

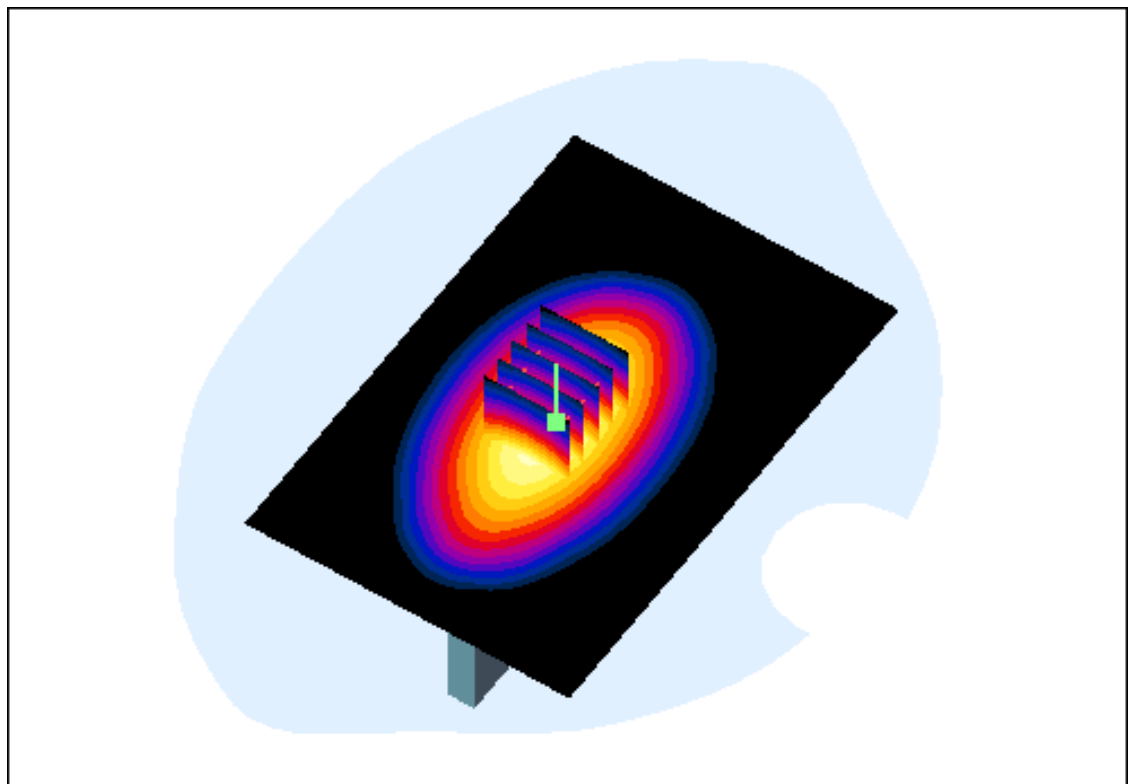
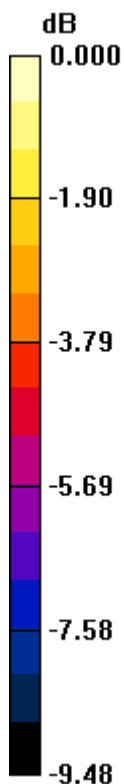
DASY4 Configuration:

Probe: EX3DV4 - SN3643; ConvF(9.14, 9.14, 9.14); Calibrated: 2013-01-24; Electronics: DAE3 Sn519
Phantom: SAM with 835MHz; Type: SAM; Serial: TP-1223
Measurement SW: DASY4, V4.7 Build 80; Postprocessing SW: SEMCAD, V1.8 Build 186

Test Date: 2013-05-10; Ambient Temp: 22.4; Tissue Temp: 22.6

1 cm space from Body, Right, CDMA Cellular Ch. 384, Ant Internal

Area Scan (81x121x1): Measurement grid: dx=15mm, dy=15mm
Zoom Scan (5x5x7)/Cube 0: Measurement grid: dx=8mm, dy=8mm, dz=5mm
Power Drift = 0.031 dB
Peak SAR (extrapolated) = 0.701 W/kg
SAR(1 g) = 0.498 mW/g; SAR(10 g) = 0.342 mW/g



0 dB = 0.613mW/g

DIGITAL EMC CO., LTD

DUT: KYY21; Type: Bar

Communication System: CDMA; Frequency: 836.52 MHz; Duty Cycle: 1:1
Medium parameters used: $f = 836.6$ MHz; $\sigma = 0.96$ mho/m; $\epsilon_r = 54$; $\rho = 1000$ kg/m³
Phantom section: Flat Section

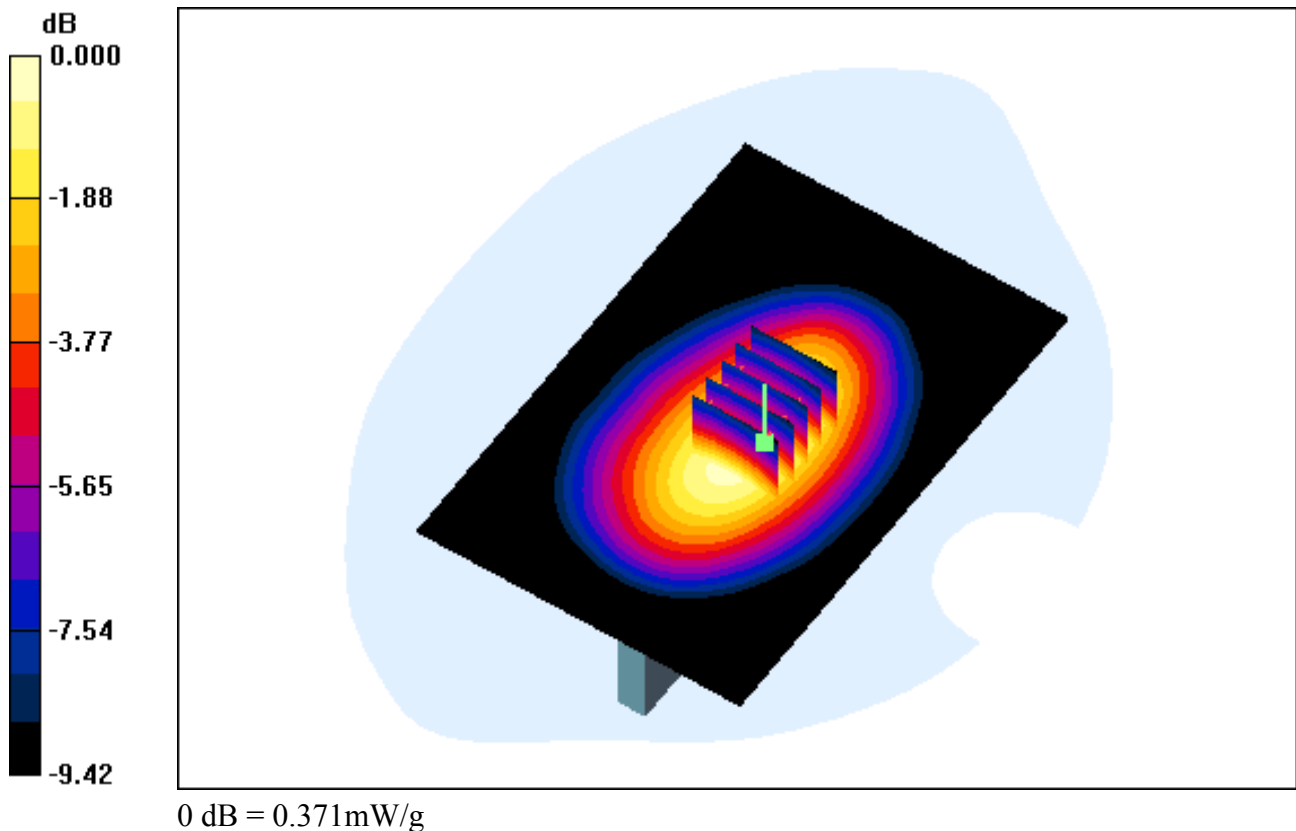
DASY4 Configuration:

Probe: EX3DV4 - SN3643; ConvF(9.14, 9.14, 9.14); Calibrated: 2013-01-24; Electronics: DAE3 Sn519
Phantom: SAM with 835MHz; Type: SAM; Serial: TP-1223
Measurement SW: DASY4, V4.7 Build 80; Postprocessing SW: SEMCAD, V1.8 Build 186

Test Date: 2013-05-10; Ambient Temp: 22.4; Tissue Temp: 22.6

1 cm space from Body, Left, CDMA Cellular Ch. 384, Ant Internal

Area Scan (81x121x1): Measurement grid: dx=15mm, dy=15mm
Zoom Scan (5x5x7)/Cube 0: Measurement grid: dx=8mm, dy=8mm, dz=5mm
Power Drift = 0.030 dB
Peak SAR (extrapolated) = 0.425 W/kg
SAR(1 g) = 0.307 mW/g; SAR(10 g) = 0.215 mW/g



DIGITAL EMC CO., LTD

DUT: KYY21; Type: Bar

Communication System: CDMA; Frequency: 836.52 MHz; Duty Cycle: 1:1
Medium parameters used: $f = 836.6$ MHz; $\sigma = 0.96$ mho/m; $\epsilon_r = 54$; $\rho = 1000$ kg/m³
Phantom section: Flat Section

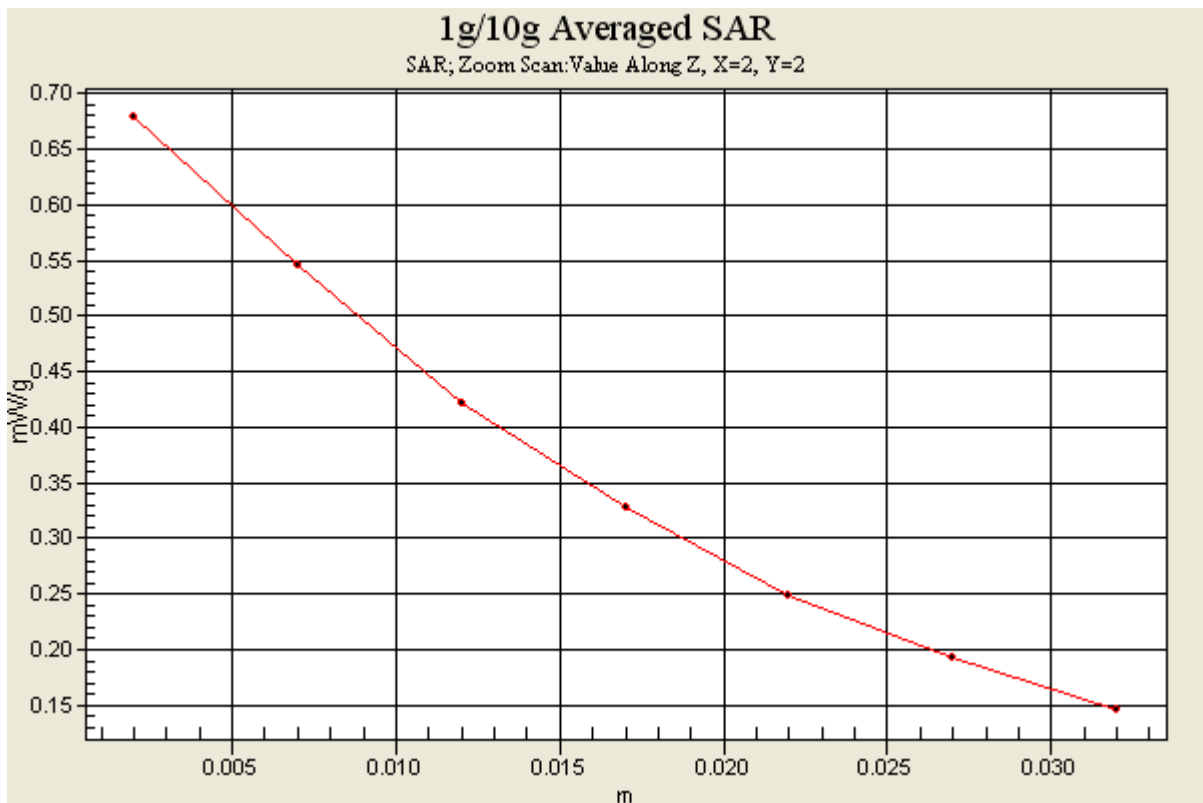
DASY4 Configuration:

Probe: EX3DV4 - SN3643; ConvF(9.14, 9.14, 9.14); Calibrated: 2013-01-24; Electronics: DAE3 Sn519
Phantom: SAM with 835MHz; Type: SAM; Serial: TP-1223
Measurement SW: DASY4, V4.7 Build 80; Postprocessing SW: SEMCAD, V1.8 Build 186

Test Date: 2013-05-10; Ambient Temp: 22.4; Tissue Temp: 22.6

1 cm space from Body, Rear, CDMA Cellular Ch. 384, Ant Internal

Area Scan (81x121x1): Measurement grid: dx=15mm, dy=15mm
Zoom Scan (5x5x7)/Cube 0: Measurement grid: dx=8mm, dy=8mm, dz=5mm
Power Drift = 0.015 dB
Peak SAR (extrapolated) = 0.731 W/kg
SAR(1 g) = 0.589 mW/g; SAR(10 g) = 0.440 mW/g



DIGITAL EMC CO., LTD

DUT: KYY21; Type: Bar

Communication System: PCS1900; Frequency: 1880 MHz; Duty Cycle: 1:2.075
Medium parameters used: $f = 1880$ MHz; $\sigma = 1.51$ mho/m; $\epsilon_r = 53.8$; $\rho = 1000$ kg/m³
Phantom section: Flat Section

DASY4 Configuration:

Probe: EX3DV4 - SN3643; ConvF(7.47, 7.47, 7.47); Calibrated: 2013-01-24; Electronics: DAE3 Sn519
Phantom: SAM 1800/1900 MHz; Type: SAM; Serial: TP-1224
Measurement SW: DASY4, V4.7 Build 80; Postprocessing SW: SEMCAD, V1.8 Build 186

Test Date: 2013-05-08; Ambient Temp: 22.2; Tissue Temp: 22.5

1 cm space from Body, Bottom, PCS1900 GPRS 4 Tx Ch. 661, Ant Internal

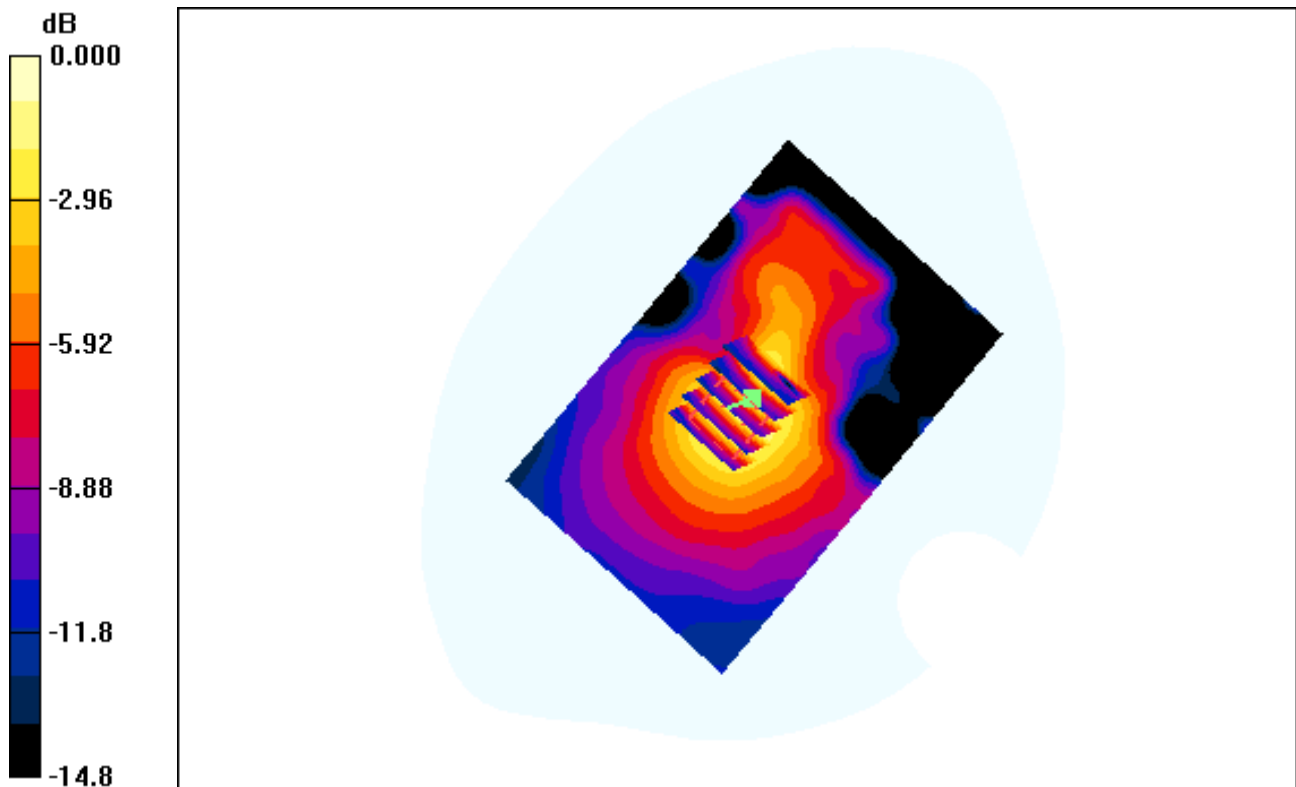
Area Scan (71x111x1): Measurement grid: dx=15mm, dy=15mm

Zoom Scan (5x5x7)/Cube 0: Measurement grid: dx=8mm, dy=8mm, dz=5mm

Power Drift = 0.101 dB

Peak SAR (extrapolated) = 0.256 W/kg

SAR(1 g) = 0.150 mW/g; SAR(10 g) = 0.088 mW/g



0 dB = 0.202mW/g

DIGITAL EMC CO., LTD

DUT: KYY21; Type: Bar

Communication System: PCS1900; Frequency: 1880 MHz; Duty Cycle: 1:2.075
Medium parameters used: $f = 1880$ MHz; $\sigma = 1.51$ mho/m; $\epsilon_r = 53.8$; $\rho = 1000$ kg/m³
Phantom section: Flat Section

DASY4 Configuration:

Probe: EX3DV4 - SN3643; ConvF(7.47, 7.47, 7.47); Calibrated: 2013-01-24; Electronics: DAE3 Sn519
Phantom: SAM 1800/1900 MHz; Type: SAM; Serial: TP-1224
Measurement SW: DASY4, V4.7 Build 80; Postprocessing SW: SEMCAD, V1.8 Build 186

Test Date: 2013-05-08; Ambient Temp: 22.2; Tissue Temp: 22.5

1 cm space from Body, Front, PCS1900 GPRS 4 Tx Ch. 661, Ant Internal

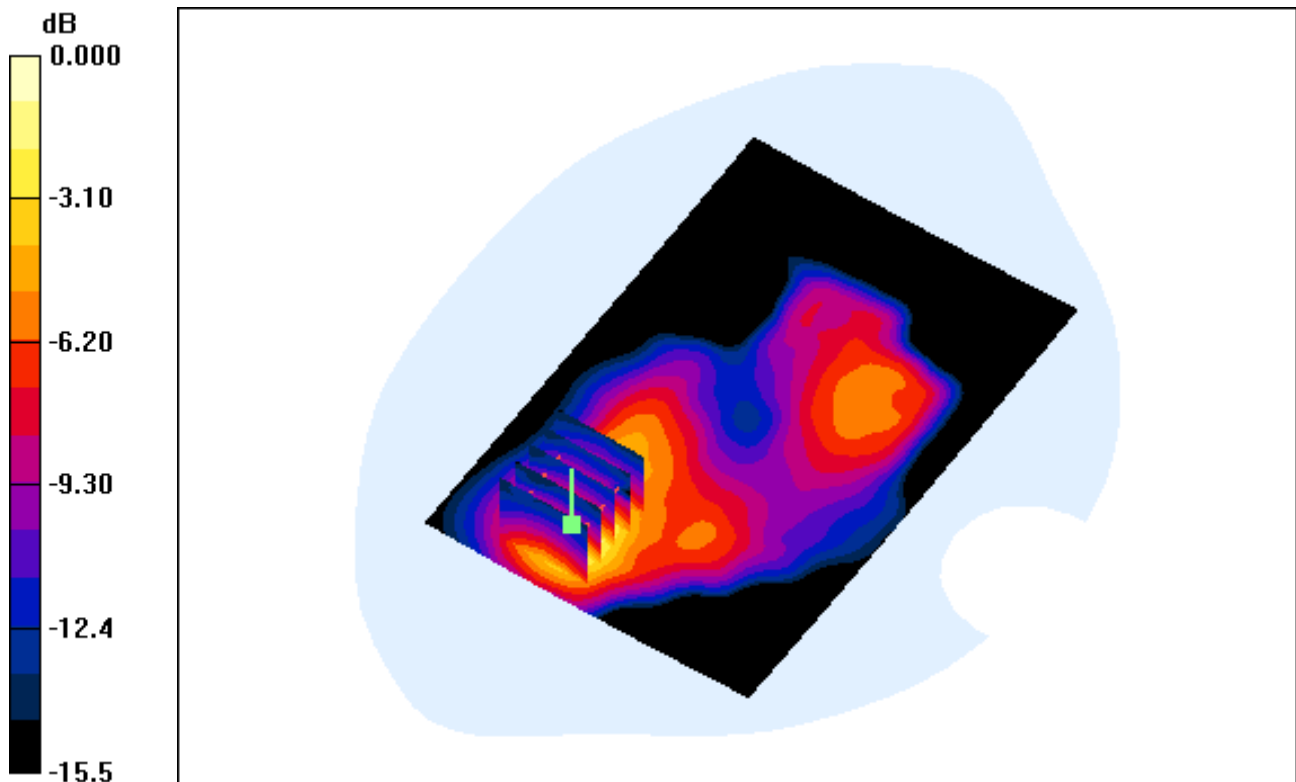
Area Scan (81x121x1): Measurement grid: dx=15mm, dy=15mm

Zoom Scan (5x5x7)/Cube 0: Measurement grid: dx=8mm, dy=8mm, dz=5mm

Power Drift = 0.058 dB

Peak SAR (extrapolated) = 0.465 W/kg

SAR(1 g) = 0.247 mW/g; SAR(10 g) = 0.128 mW/g



0 dB = 0.359mW/g

DIGITAL EMC CO., LTD

DUT: KYY21; Type: Bar

Communication System: PCS1900; Frequency: 1880 MHz; Duty Cycle: 1:8.3
Medium parameters used: $f = 1880$ MHz; $\sigma = 1.51$ mho/m; $\epsilon_r = 53.8$; $\rho = 1000$ kg/m³
Phantom section: Flat Section

DASY4 Configuration:

Probe: EX3DV4 - SN3643; ConvF(7.47, 7.47, 7.47); Calibrated: 2013-01-24; Electronics: DAE3 Sn519
Phantom: SAM 1800/1900 MHz; Type: SAM; Serial: TP-1224
Measurement SW: DASY4, V4.7 Build 80; Postprocessing SW: SEMCAD, V1.8 Build 186

Test Date: 2013-05-08; Ambient Temp: 22.2; Tissue Temp: 22.5

1 cm space from Body, Rear, PCS1900 Ch. 661, Ant Internal

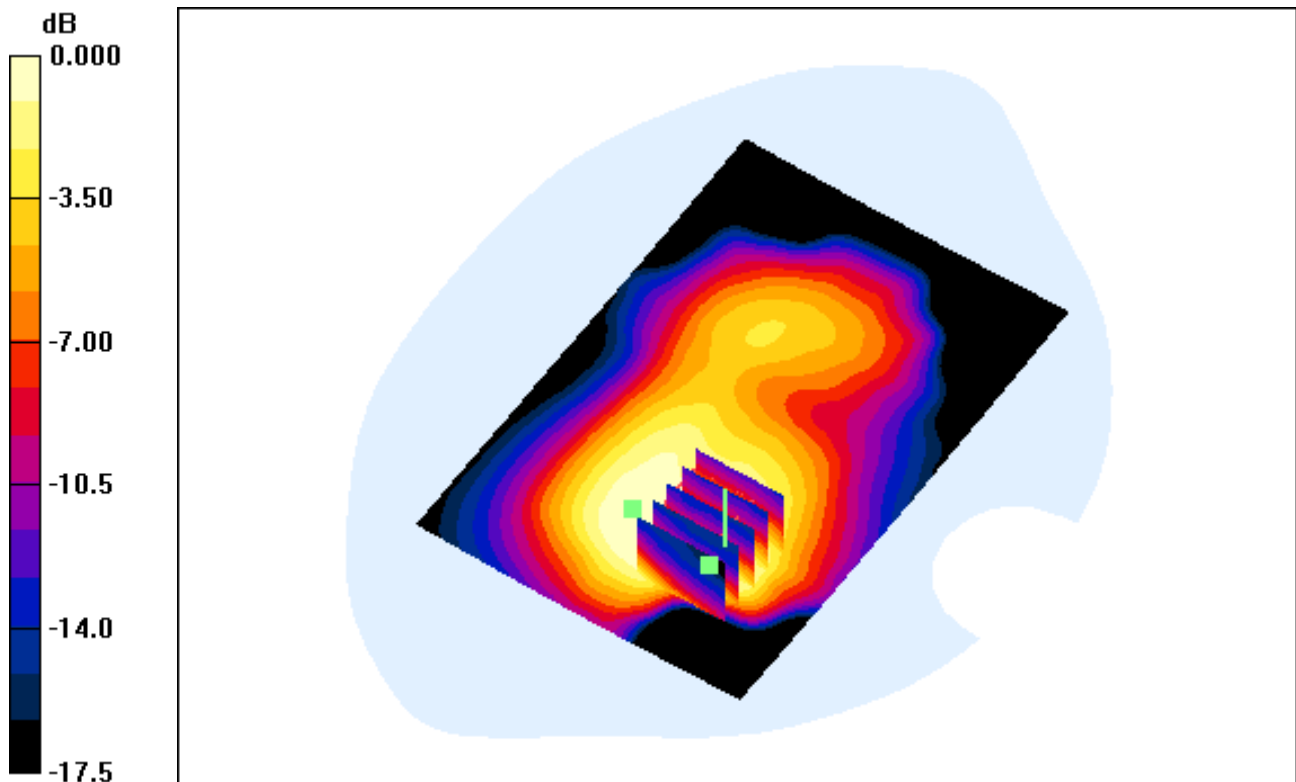
Area Scan (81x121x1): Measurement grid: dx=15mm, dy=15mm

Zoom Scan (5x5x7)/Cube 0: Measurement grid: dx=8mm, dy=8mm, dz=5mm

Power Drift = -0.005 dB

Peak SAR (extrapolated) = 0.503 W/kg

SAR(1 g) = 0.282 mW/g; SAR(10 g) = 0.166 mW/g



0 dB = 0.380mW/g

DIGITAL EMC CO., LTD

DUT: KYY21; Type: Bar

Communication System: PCS1900; Frequency: 1880 MHz; Duty Cycle: 1:8.3
Medium parameters used: $f = 1880$ MHz; $\sigma = 1.51$ mho/m; $\epsilon_r = 53.8$; $\rho = 1000$ kg/m³
Phantom section: Flat Section

DASY4 Configuration:

Probe: EX3DV4 - SN3643; ConvF(7.47, 7.47, 7.47); Calibrated: 2013-01-24; Electronics: DAE3 Sn519
Phantom: SAM 1800/1900 MHz; Type: SAM; Serial: TP-1224
Measurement SW: DASY4, V4.7 Build 80; Postprocessing SW: SEMCAD, V1.8 Build 186

Test Date: 2013-05-08; Ambient Temp: 22.2; Tissue Temp: 22.5

1 cm space from Body, Rear, PCS1900 Ch. 661, Ant Internal

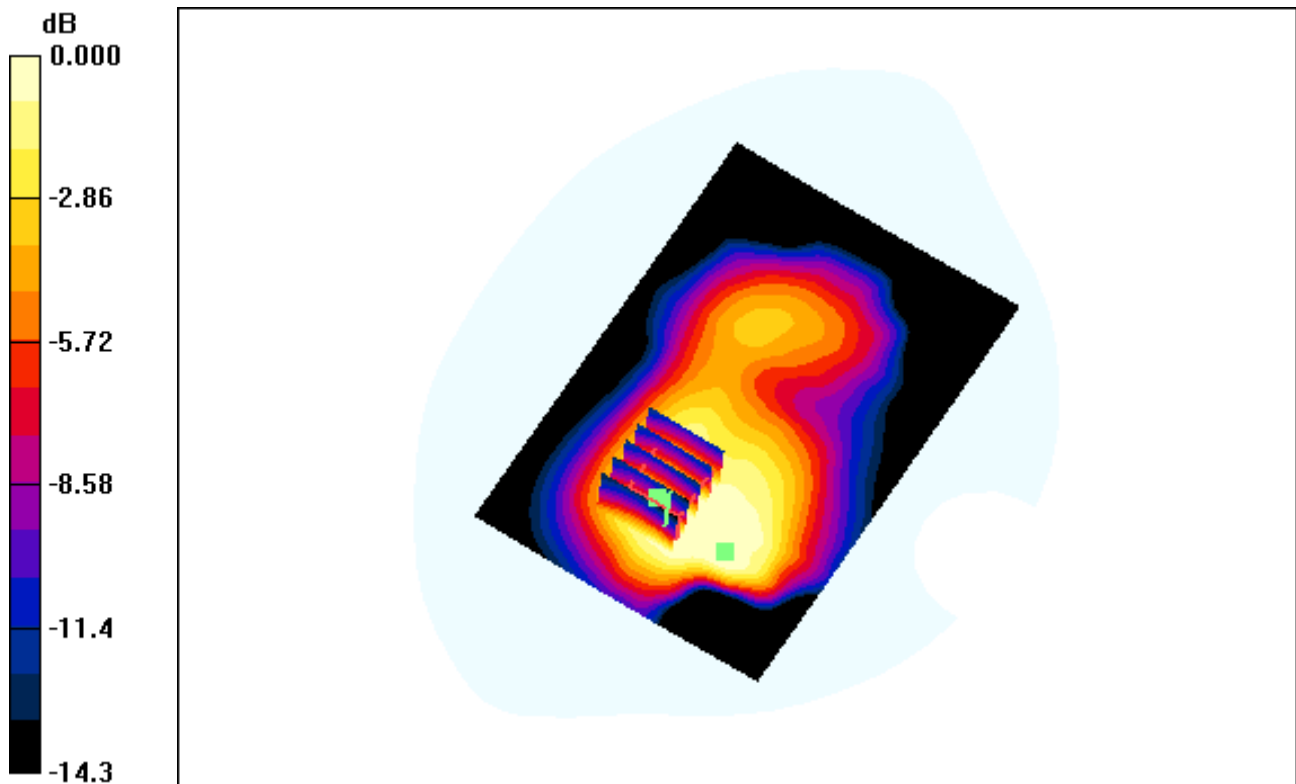
Area Scan (81x121x1): Measurement grid: dx=15mm, dy=15mm

Zoom Scan (5x5x7)/Cube 1: Measurement grid: dx=8mm, dy=8mm, dz=5mm

Power Drift = -0.005 dB

Peak SAR (extrapolated) = 0.472 W/kg

SAR(1 g) = 0.294 mW/g; SAR(10 g) = 0.184 mW/g



0 dB = 0.380mW/g

DIGITAL EMC CO., LTD

DUT: KYY21; Type: Bar

Communication System: PCS1900; Frequency: 1880 MHz; Duty Cycle: 1:8.3

Medium parameters used: $f = 1880$ MHz; $\sigma = 1.51$ mho/m; $\epsilon_r = 53.8$; $\rho = 1000$ kg/m³

Phantom section: Flat Section

DASY4 Configuration:

Probe: EX3DV4 - SN3643; ConvF(7.47, 7.47, 7.47); Calibrated: 2013-01-24; Electronics: DAE3 Sn519

Phantom: SAM 1800/1900 MHz; Type: SAM; Serial: TP-1224

Measurement SW: DASY4, V4.7 Build 80; Postprocessing SW: SEMCAD, V1.8 Build 186

Test Date: 2013-05-08; Ambient Temp: 22.2; Tissue Temp: 22.5

1 cm space from Body, Rear, PCS1900 GPRS 1 Tx Ch. 661, Ant Internal

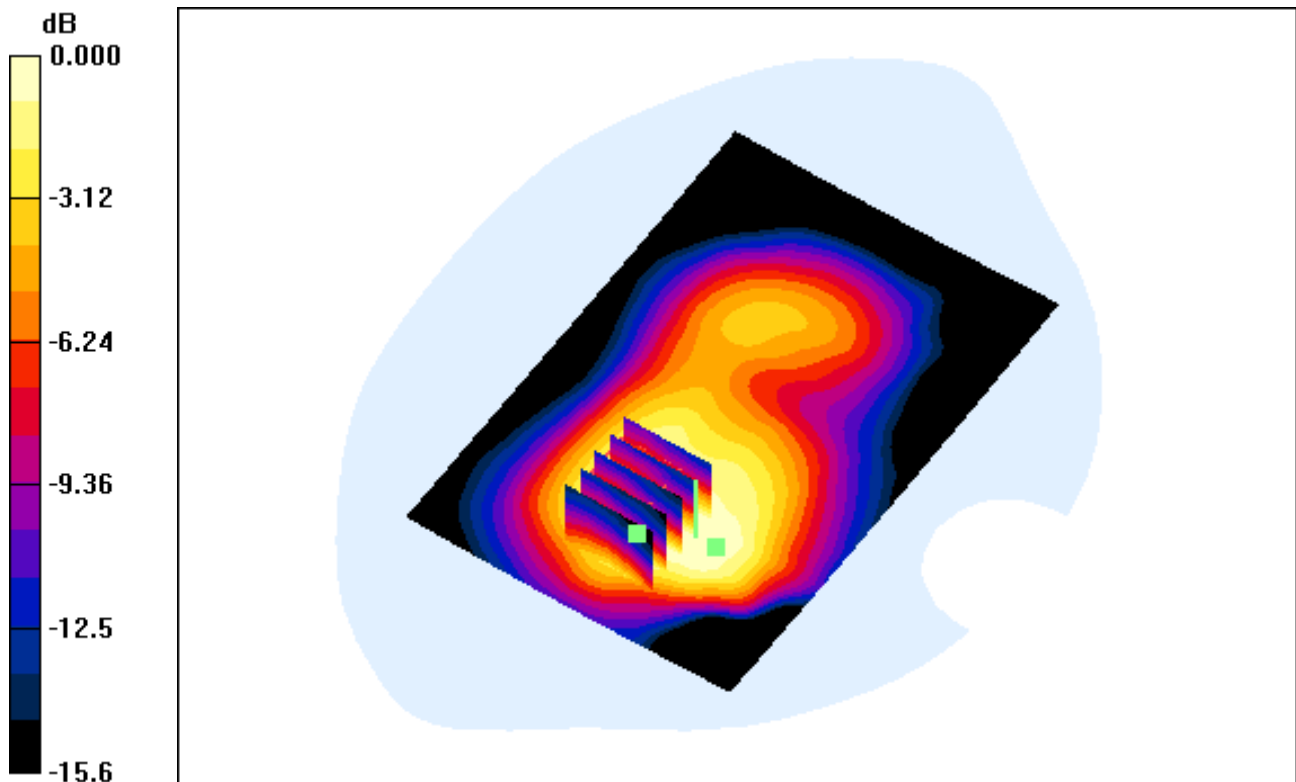
Area Scan (81x121x1): Measurement grid: dx=15mm, dy=15mm

Zoom Scan (5x5x7)/Cube 0: Measurement grid: dx=8mm, dy=8mm, dz=5mm

Power Drift = 0.108 dB

Peak SAR (extrapolated) = 0.520 W/kg

SAR(1 g) = 0.301 mW/g; SAR(10 g) = 0.187 mW/g



0 dB = 0.394mW/g

DIGITAL EMC CO., LTD

DUT: KYY21; Type: Bar

Communication System: PCS1900; Frequency: 1880 MHz; Duty Cycle: 1:8.3
Medium parameters used: $f = 1880$ MHz; $\sigma = 1.51$ mho/m; $\epsilon_r = 53.8$; $\rho = 1000$ kg/m³
Phantom section: Flat Section

DASY4 Configuration:

Probe: EX3DV4 - SN3643; ConvF(7.47, 7.47, 7.47); Calibrated: 2013-01-24; Electronics: DAE3 Sn519
Phantom: SAM 1800/1900 MHz; Type: SAM; Serial: TP-1224
Measurement SW: DASY4, V4.7 Build 80; Postprocessing SW: SEMCAD, V1.8 Build 186

Test Date: 2013-05-08; Ambient Temp: 22.2; Tissue Temp: 22.5

1 cm space from Body, Rear, PCS1900 GPRS 1 Tx Ch. 661, Ant Internal

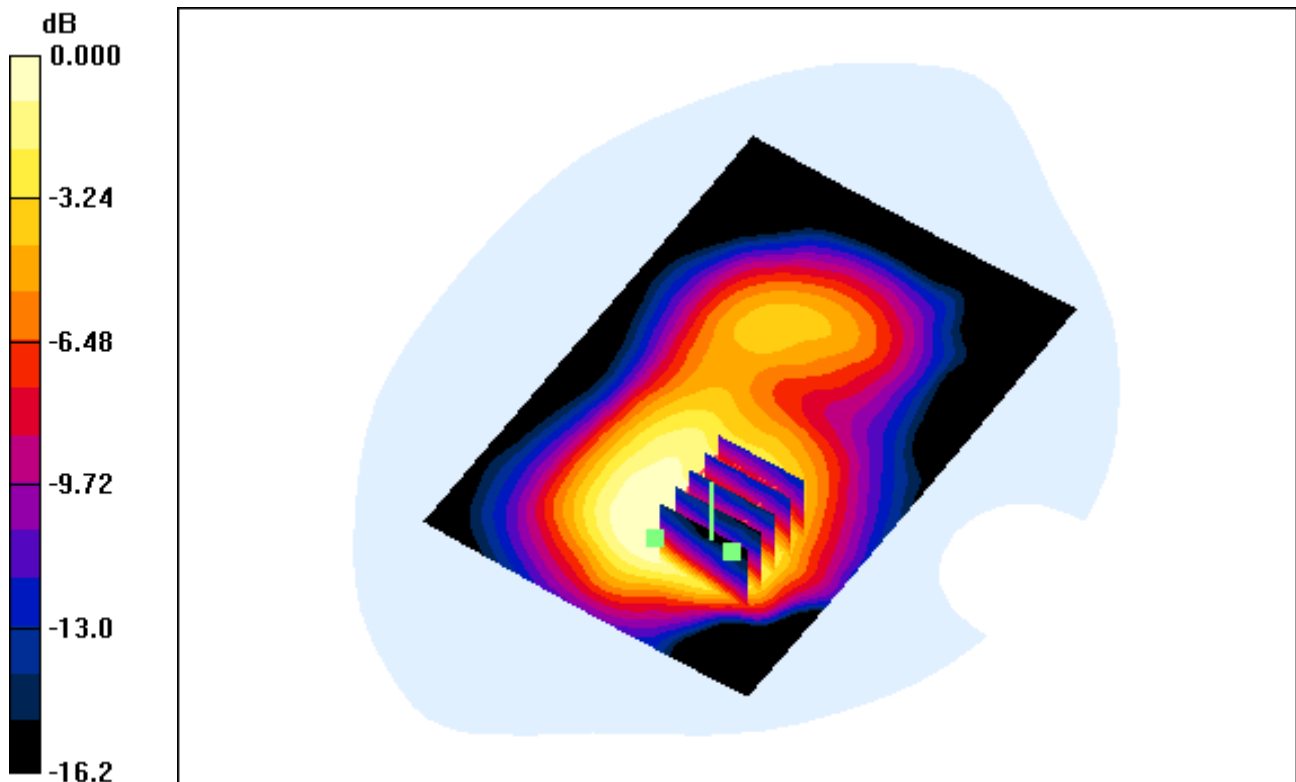
Area Scan (81x121x1): Measurement grid: dx=15mm, dy=15mm

Zoom Scan (5x5x7)/Cube 1: Measurement grid: dx=8mm, dy=8mm, dz=5mm

Power Drift = 0.108 dB

Peak SAR (extrapolated) = 0.878 W/kg

SAR(1 g) = 0.291 mW/g; SAR(10 g) = 0.174 mW/g



0 dB = 0.392mW/g

DIGITAL EMC CO., LTD

DUT: KYY21; Type: Bar

Communication System: PCS1900; Frequency: 1880 MHz; Duty Cycle: 1:4.15
Medium parameters used: $f = 1880$ MHz; $\sigma = 1.51$ mho/m; $\epsilon_r = 53.8$; $\rho = 1000$ kg/m³
Phantom section: Flat Section

DASY4 Configuration:

Probe: EX3DV4 - SN3643; ConvF(7.47, 7.47, 7.47); Calibrated: 2013-01-24; Electronics: DAE3 Sn519
Phantom: SAM 1800/1900 MHz; Type: SAM; Serial: TP-1224
Measurement SW: DASY4, V4.7 Build 80; Postprocessing SW: SEMCAD, V1.8 Build 186

Test Date: 2013-05-08; Ambient Temp: 22.2; Tissue Temp: 22.5

1 cm space from Body, Rear, PCS1900 GPRS 2 Tx Ch. 661, Ant Internal

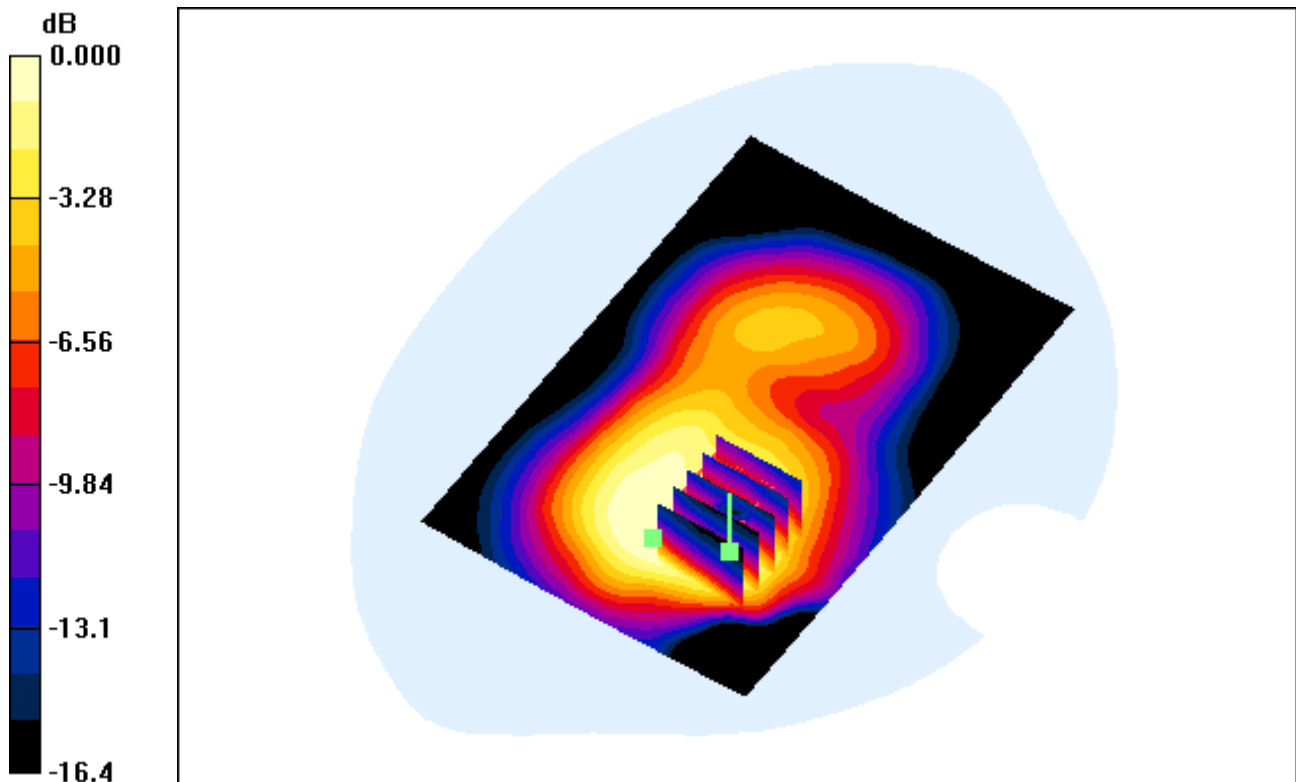
Area Scan (81x121x1): Measurement grid: dx=15mm, dy=15mm

Zoom Scan (5x5x7)/Cube 0: Measurement grid: dx=8mm, dy=8mm, dz=5mm

Power Drift = -0.022 dB

Peak SAR (extrapolated) = 0.502 W/kg

SAR(1 g) = 0.276 mW/g; SAR(10 g) = 0.166 mW/g



0 dB = 0.376mW/g

DIGITAL EMC CO., LTD

DUT: KYY21; Type: Bar

Communication System: PCS1900; Frequency: 1880 MHz; Duty Cycle: 1:4.15
Medium parameters used: $f = 1880$ MHz; $\sigma = 1.51$ mho/m; $\epsilon_r = 53.8$; $\rho = 1000$ kg/m³
Phantom section: Flat Section

DASY4 Configuration:

Probe: EX3DV4 - SN3643; ConvF(7.47, 7.47, 7.47); Calibrated: 2013-01-24; Electronics: DAE3 Sn519
Phantom: SAM 1800/1900 MHz; Type: SAM; Serial: TP-1224
Measurement SW: DASY4, V4.7 Build 80; Postprocessing SW: SEMCAD, V1.8 Build 186

Test Date: 2013-05-08; Ambient Temp: 22.2; Tissue Temp: 22.5

1 cm space from Body, Rear, PCS1900 GPRS 2 Tx Ch. 661, Ant Internal

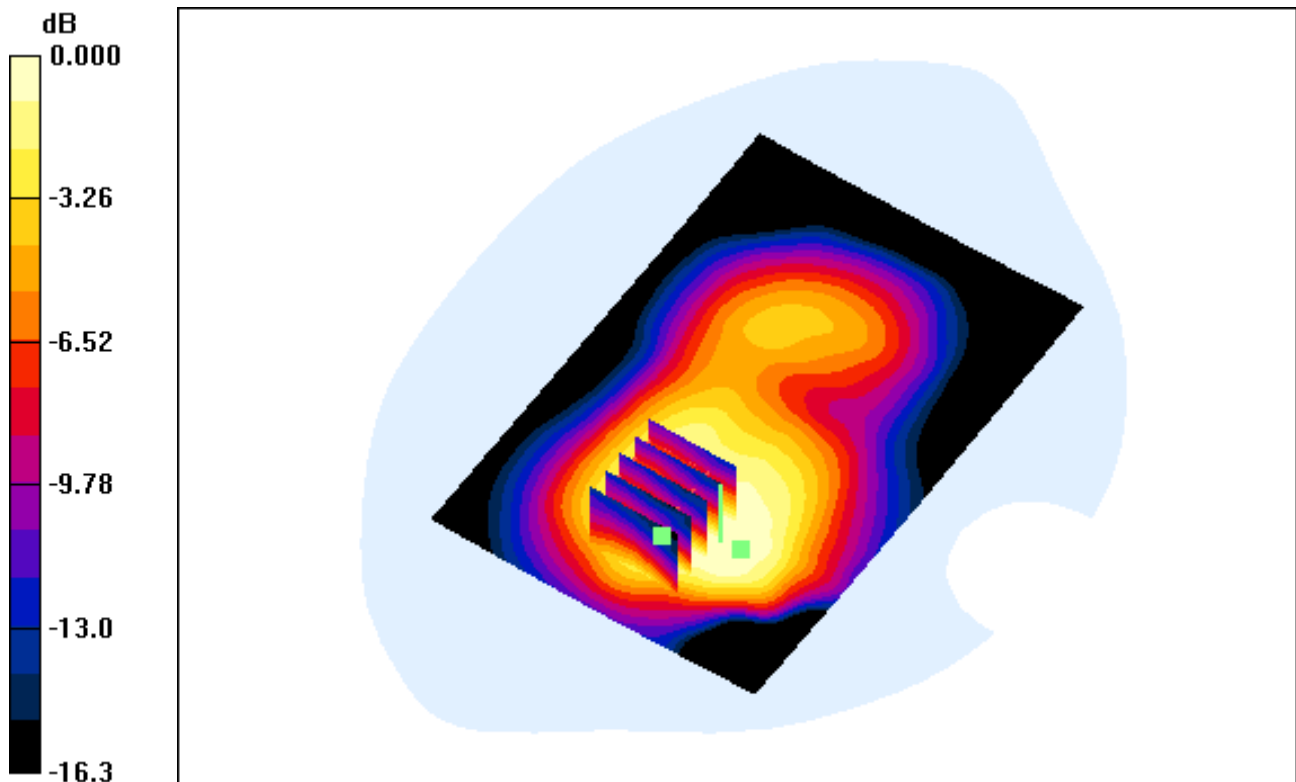
Area Scan (81x121x1): Measurement grid: dx=15mm, dy=15mm

Zoom Scan (5x5x7)/Cube 1: Measurement grid: dx=8mm, dy=8mm, dz=5mm

Power Drift = -0.022 dB

Peak SAR (extrapolated) = 0.497 W/kg

SAR(1 g) = 0.281 mW/g; SAR(10 g) = 0.175 mW/g



0 dB = 0.374mW/g

DIGITAL EMC CO., LTD

DUT: KYY21; Type: Bar

Communication System: PCS1900; Frequency: 1880 MHz; Duty Cycle: 1:2.77
Medium parameters used: $f = 1880$ MHz; $\sigma = 1.51$ mho/m; $\epsilon_r = 53.8$; $\rho = 1000$ kg/m³
Phantom section: Flat Section

DASY4 Configuration:

Probe: EX3DV4 - SN3643; ConvF(7.47, 7.47, 7.47); Calibrated: 2013-01-24; Electronics: DAE3 Sn519
Phantom: SAM 1800/1900 MHz; Type: SAM; Serial: TP-1224
Measurement SW: DASY4, V4.7 Build 80; Postprocessing SW: SEMCAD, V1.8 Build 186

Test Date: 2013-05-08; Ambient Temp: 22.2; Tissue Temp: 22.5

1 cm space from Body, Rear, PCS1900 GPRS 3 Tx Ch. 661, Ant Internal

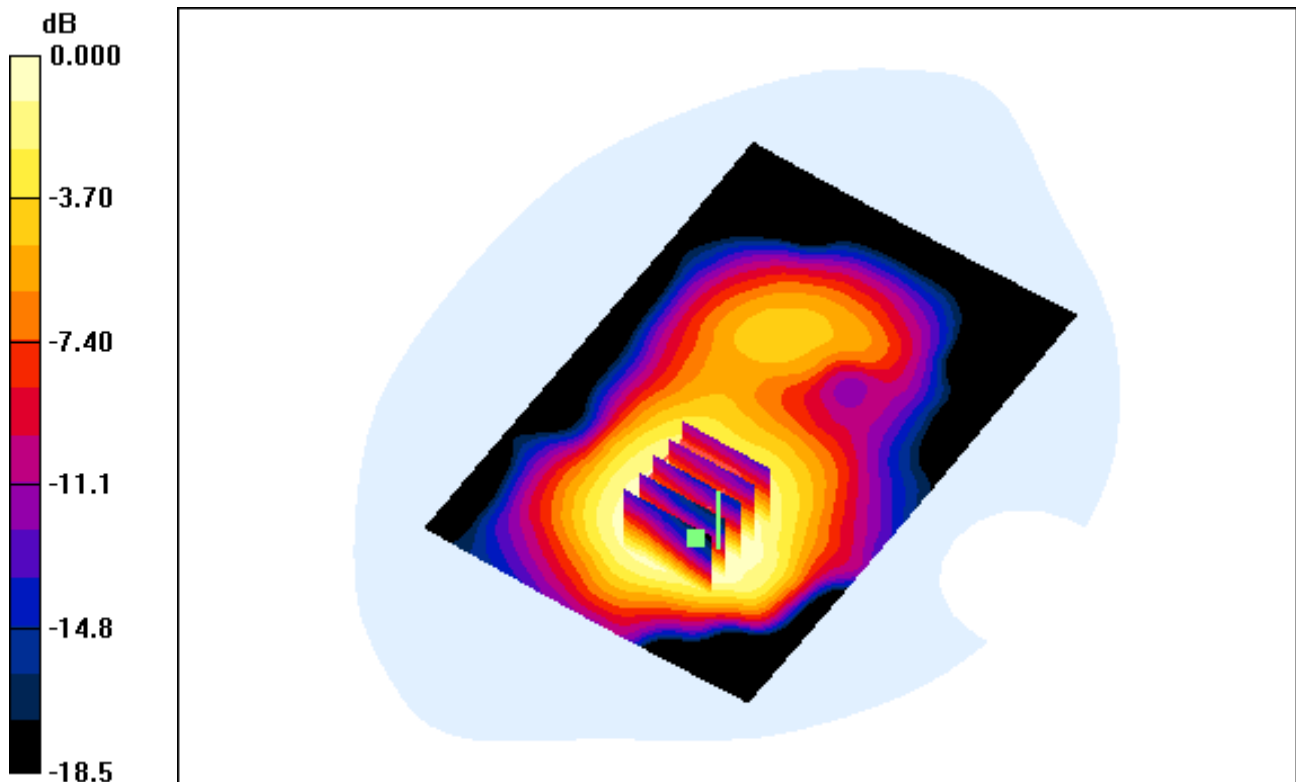
Area Scan (81x121x1): Measurement grid: dx=15mm, dy=15mm

Zoom Scan (5x5x7)/Cube 0: Measurement grid: dx=8mm, dy=8mm, dz=5mm

Power Drift = 0.045 dB

Peak SAR (extrapolated) = 0.531 W/kg

SAR(1 g) = 0.298 mW/g; SAR(10 g) = 0.187 mW/g



0 dB = 0.409mW/g

DIGITAL EMC CO., LTD

DUT: KYY21; Type: Bar

Communication System: PCS1900; Frequency: 1880 MHz; Duty Cycle: 1:2.075
Medium parameters used: $f = 1880$ MHz; $\sigma = 1.51$ mho/m; $\epsilon_r = 53.8$; $\rho = 1000$ kg/m³
Phantom section: Flat Section

DASY4 Configuration:

Probe: EX3DV4 - SN3643; ConvF(7.47, 7.47, 7.47); Calibrated: 2013-01-24; Electronics: DAE3 Sn519
Phantom: SAM 1800/1900 MHz; Type: SAM; Serial: TP-1224
Measurement SW: DASY4, V4.7 Build 80; Postprocessing SW: SEMCAD, V1.8 Build 186

Test Date: 2013-05-08; Ambient Temp: 22.2; Tissue Temp: 22.5

1 cm space from Body, Rear, PCS1900 GPRS 4 Tx Ch. 661, Ant Internal

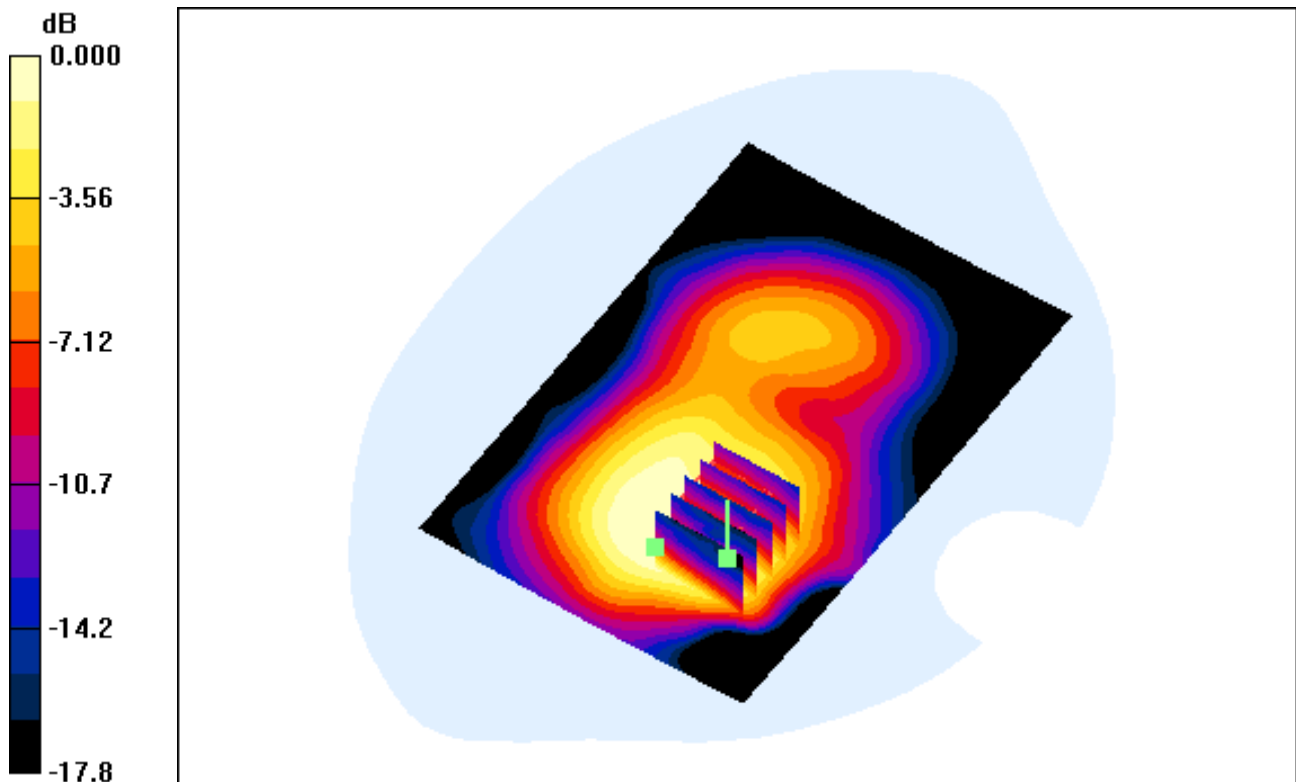
Area Scan (81x121x1): Measurement grid: dx=15mm, dy=15mm

Zoom Scan (5x5x7)/Cube 0: Measurement grid: dx=8mm, dy=8mm, dz=5mm

Power Drift = -0.100 dB

Peak SAR (extrapolated) = 0.560 W/kg

SAR(1 g) = 0.314 mW/g; SAR(10 g) = 0.189 mW/g



0 dB = 0.417mW/g

DIGITAL EMC CO., LTD

DUT: KYY21; Type: Bar

Communication System: PCS1900; Frequency: 1880 MHz; Duty Cycle: 1:2.075
Medium parameters used: $f = 1880$ MHz; $\sigma = 1.51$ mho/m; $\epsilon_r = 53.8$; $\rho = 1000$ kg/m³
Phantom section: Flat Section

DASY4 Configuration:

Probe: EX3DV4 - SN3643; ConvF(7.47, 7.47, 7.47); Calibrated: 2013-01-24; Electronics: DAE3 Sn519
Phantom: SAM 1800/1900 MHz; Type: SAM; Serial: TP-1224
Measurement SW: DASY4, V4.7 Build 80; Postprocessing SW: SEMCAD, V1.8 Build 186

Test Date: 2013-05-08; Ambient Temp: 22.2; Tissue Temp: 22.5

1 cm space from Body, Rear, PCS1900 GPRS 4 Tx Ch. 661, Ant Internal

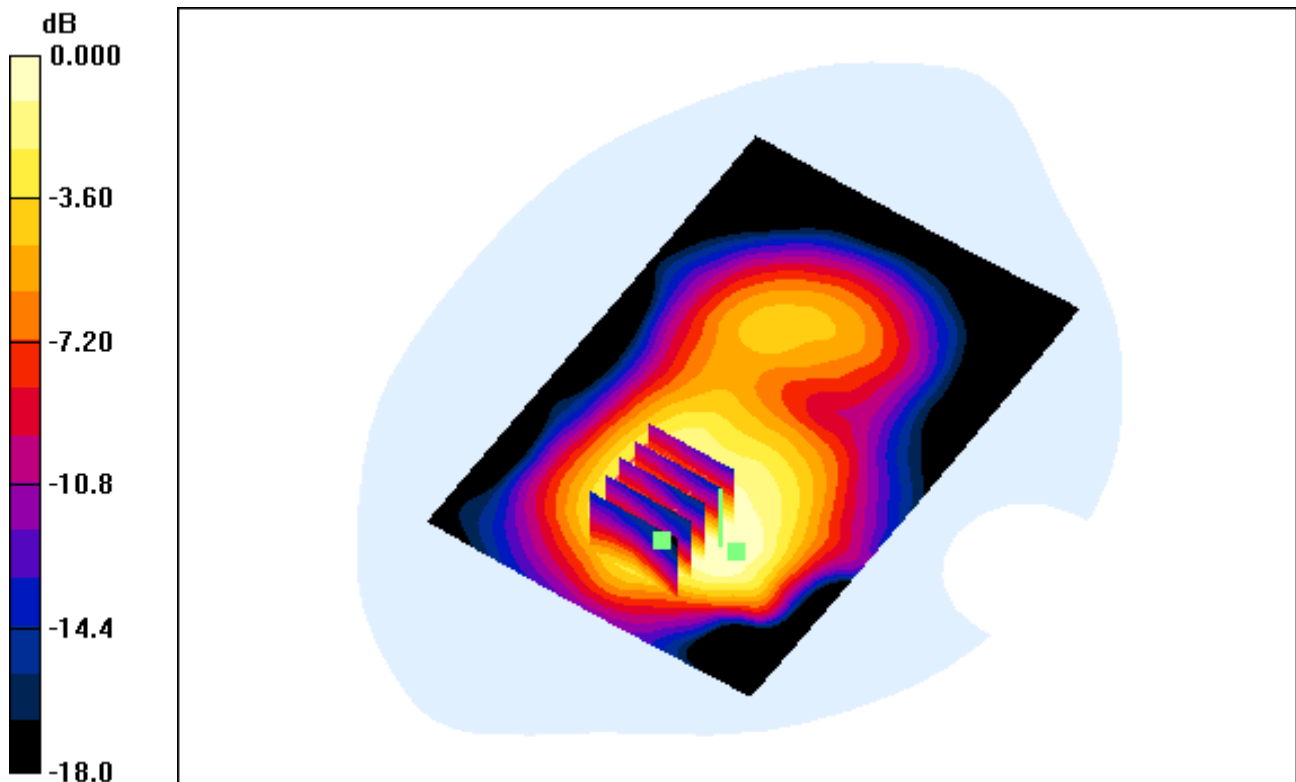
Area Scan (81x121x1): Measurement grid: dx=15mm, dy=15mm

Zoom Scan (5x5x7)/Cube 1: Measurement grid: dx=8mm, dy=8mm, dz=5mm

Power Drift = -0.100 dB

Peak SAR (extrapolated) = 0.567 W/kg

SAR(1 g) = 0.318 mW/g; SAR(10 g) = 0.197 mW/g



0 dB = 0.430mW/g

DIGITAL EMC CO., LTD

DUT: KYY21; Type: Bar

Communication System: PCS1900; Frequency: 1880 MHz; Duty Cycle: 1:2.075
Medium parameters used: $f = 1880$ MHz; $\sigma = 1.51$ mho/m; $\epsilon_r = 53.8$; $\rho = 1000$ kg/m³
Phantom section: Flat Section

DASY4 Configuration:

Probe: EX3DV4 - SN3643; ConvF(7.47, 7.47, 7.47); Calibrated: 2013-01-24; Electronics: DAE3 Sn519
Phantom: SAM 1800/1900 MHz; Type: SAM; Serial: TP-1224
Measurement SW: DASY4, V4.7 Build 80; Postprocessing SW: SEMCAD, V1.8 Build 186

Test Date: 2013-05-08; Ambient Temp: 22.2; Tissue Temp: 22.5

1 cm space from Body, Right, PCS1900 GPRS 4 Tx Ch. 661, Ant Internal

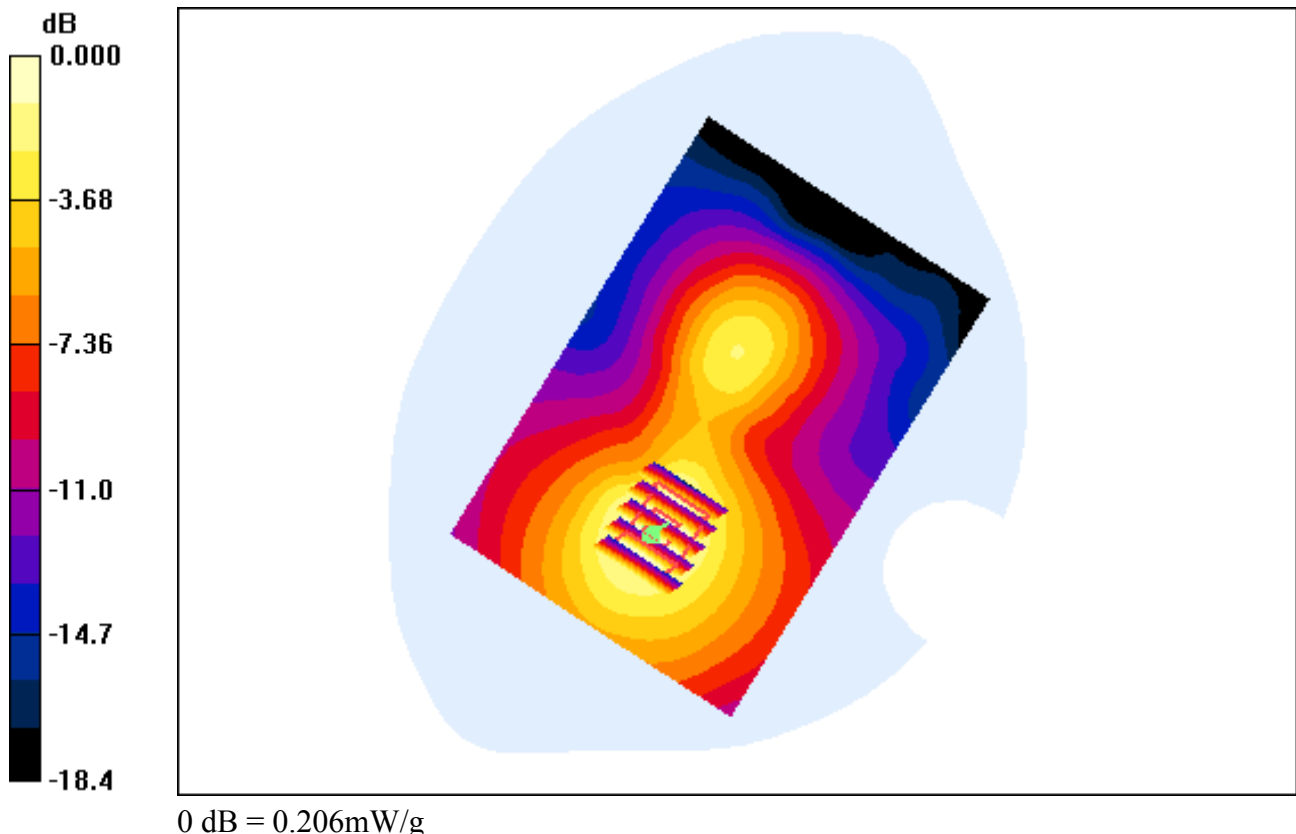
Area Scan (81x121x1): Measurement grid: dx=15mm, dy=15mm

Zoom Scan (5x5x7)/Cube 0: Measurement grid: dx=8mm, dy=8mm, dz=5mm

Power Drift = -0.144 dB

Peak SAR (extrapolated) = 0.255 W/kg

SAR(1 g) = 0.155 mW/g; SAR(10 g) = 0.093 mW/g



DIGITAL EMC CO., LTD

DUT: KYY21; Type: Bar

Communication System: PCS1900; Frequency: 1880 MHz; Duty Cycle: 1:2.075
Medium parameters used: $f = 1880$ MHz; $\sigma = 1.51$ mho/m; $\epsilon_r = 53.8$; $\rho = 1000$ kg/m³
Phantom section: Flat Section

DASY4 Configuration:

Probe: EX3DV4 - SN3643; ConvF(7.47, 7.47, 7.47); Calibrated: 2013-01-24; Electronics: DAE3 Sn519
Phantom: SAM 1800/1900 MHz; Type: SAM; Serial: TP-1224
Measurement SW: DASY4, V4.7 Build 80; Postprocessing SW: SEMCAD, V1.8 Build 186

Test Date: 2013-05-08; Ambient Temp: 22.2; Tissue Temp: 22.5

1 cm space from Body, Left, PCS1900 GPRS 4 Tx Ch. 661, Ant Internal

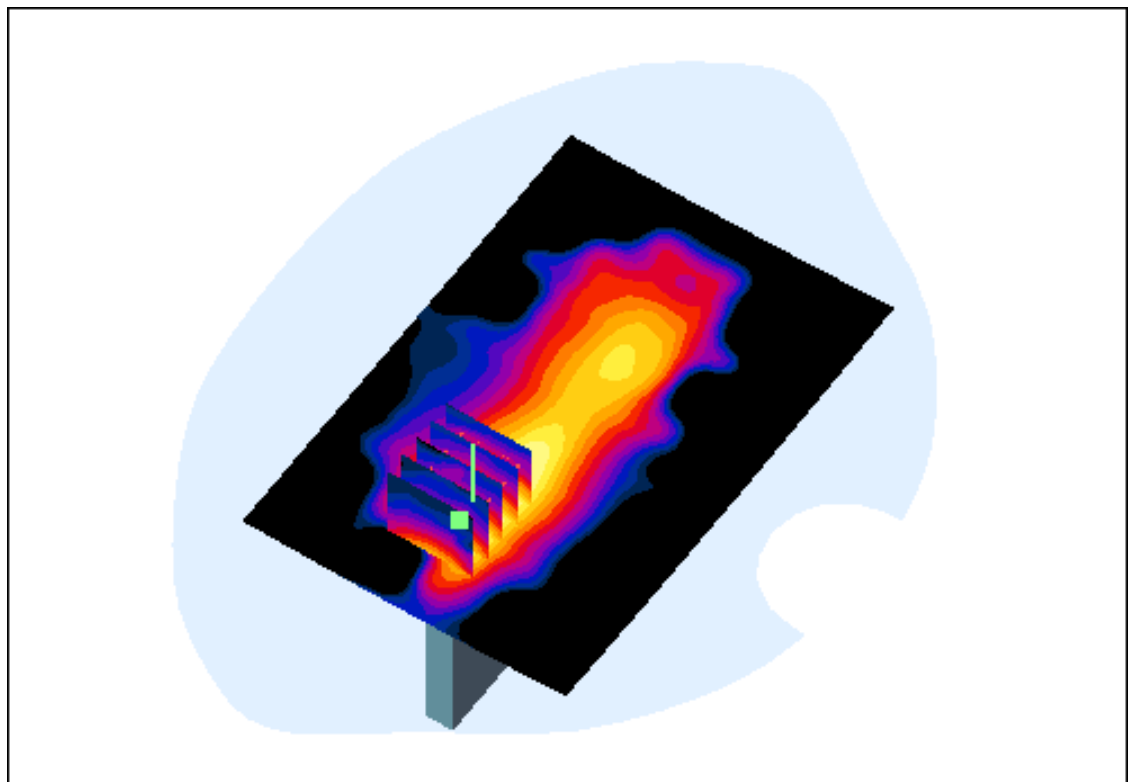
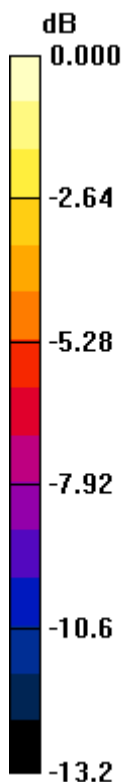
Area Scan (81x121x1): Measurement grid: dx=15mm, dy=15mm

Zoom Scan (5x5x7)/Cube 0: Measurement grid: dx=8mm, dy=8mm, dz=5mm

Power Drift = 0.154 dB

Peak SAR (extrapolated) = 0.233 W/kg

SAR(1 g) = 0.140 mW/g; SAR(10 g) = 0.080 mW/g



0 dB = 0.182mW/g

DIGITAL EMC CO., LTD

DUT: KYY21; Type: Bar

Communication System: PCS1900; Frequency: 1880 MHz; Duty Cycle: 1:2.075
Medium parameters used: $f = 1880$ MHz; $\sigma = 1.51$ mho/m; $\epsilon_r = 53.8$; $\rho = 1000$ kg/m³
Phantom section: Flat Section

DASY4 Configuration:

Probe: EX3DV4 - SN3643; ConvF(7.47, 7.47, 7.47); Calibrated: 2013-01-24; Electronics: DAE3 Sn519
Phantom: SAM 1800/1900 MHz; Type: SAM; Serial: TP-1224
Measurement SW: DASY4, V4.7 Build 80; Postprocessing SW: SEMCAD, V1.8 Build 186

Test Date: 2013-05-08; Ambient Temp: 22.2; Tissue Temp: 22.5

1 cm space from Body, Rear, PCS1900 GPRS 4 Tx Ch. 661, Ant Internal

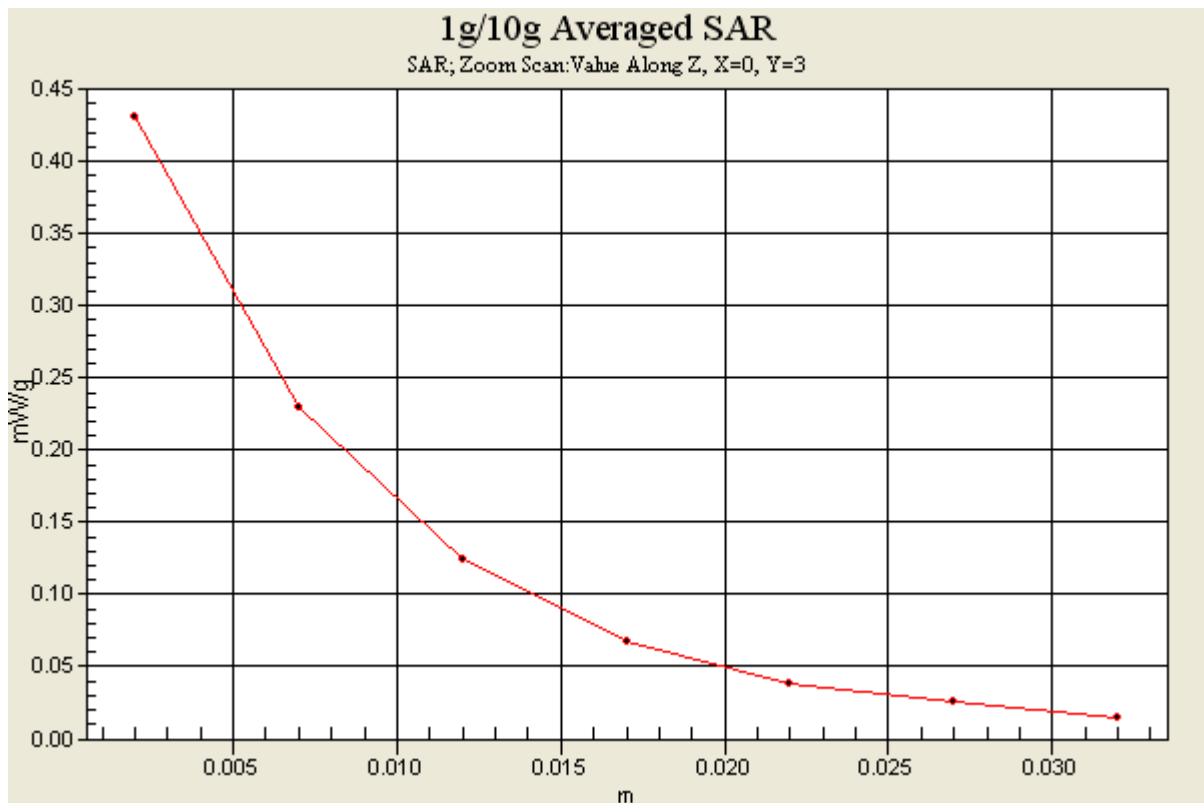
Area Scan (81x121x1): Measurement grid: dx=15mm, dy=15mm

Zoom Scan (5x5x7)/Cube 1: Measurement grid: dx=8mm, dy=8mm, dz=5mm

Power Drift = -0.100 dB

Peak SAR (extrapolated) = 0.567 W/kg

SAR(1 g) = 0.318 mW/g; SAR(10 g) = 0.197 mW/g



DIGITAL EMC CO., LTD

DUT: KYY21; Type: Bar

Communication System: W-LAN; Frequency: 2412 MHz; Duty Cycle: 1:1
Medium parameters used: $f = 2412$ MHz; $\sigma = 1.88$ mho/m; $\epsilon_r = 54.2$; $\rho = 1000$ kg/m³
Phantom section: Flat Section

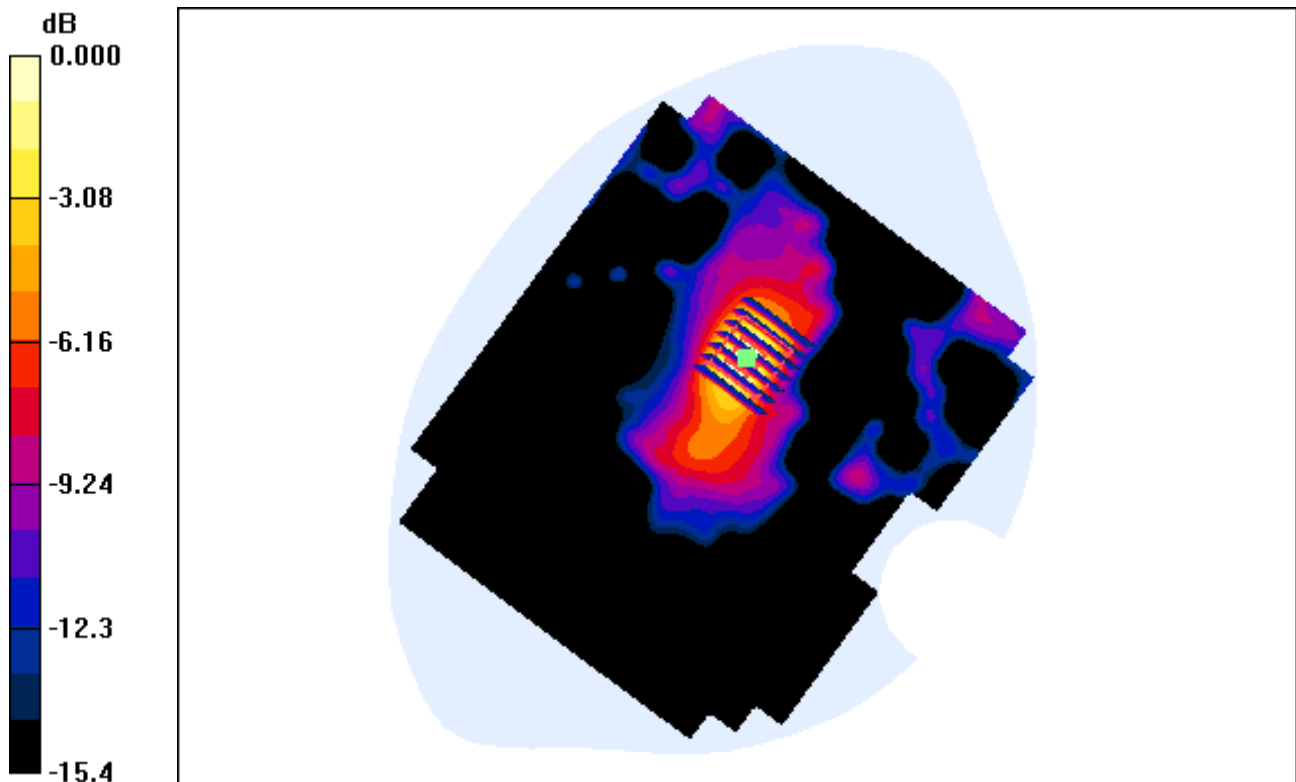
DASY4 Configuration:

Probe: EX3DV4 - SN3643; ConvF(7.07, 7.07, 7.07); Calibrated: 2013-01-24; Electronics: DAE3 Sn519
Phantom: SAM 1800/1900 MHz; Type: SAM; Serial: TP-1224
Measurement SW: DASY4, V4.7 Build 80; Postprocessing SW: SEMCAD, V1.8 Build 186

Test Date: 2013-05-11; Ambient Temp: 22.2; Tissue Temp: 22.7

1 cm space from Body, Top, W-LAN(802.11b) Ch. 1, Ant Internal

Area Scan (141x161x1): Measurement grid: dx=12mm, dy=12mm
Zoom Scan (7x7x7)/Cube 0: Measurement grid: dx=5mm, dy=5mm, dz=5mm
Power Drift = -0.006 dB
Peak SAR (extrapolated) = 0.413 W/kg
SAR(1 g) = 0.180 mW/g; SAR(10 g) = 0.082 mW/g



0 dB = 0.285mW/g

DIGITAL EMC CO., LTD

DUT: KYY21; Type: Bar

Communication System: W-LAN; Frequency: 2412 MHz; Duty Cycle: 1:1
Medium parameters used: $f = 2412$ MHz; $\sigma = 1.88$ mho/m; $\epsilon_r = 54.2$; $\rho = 1000$ kg/m³
Phantom section: Flat Section

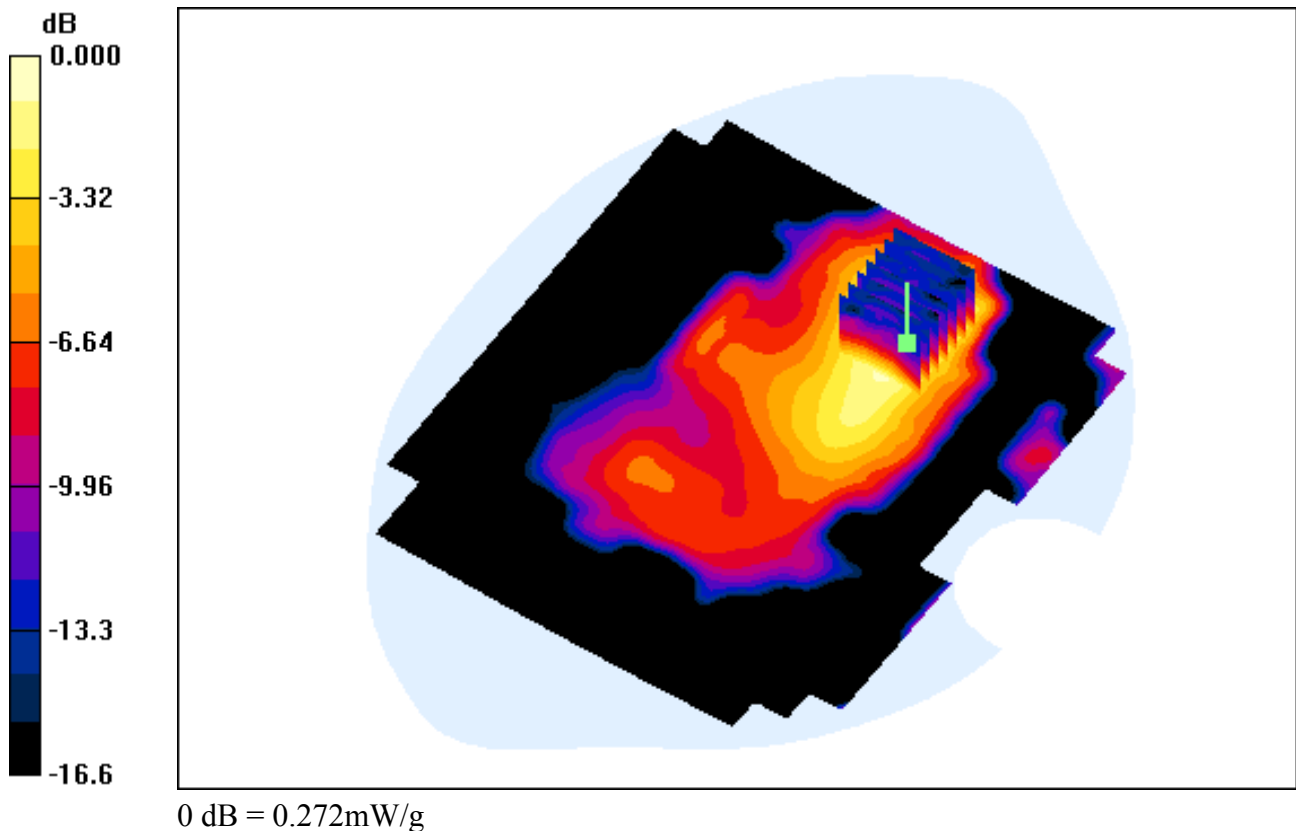
DASY4 Configuration:

Probe: EX3DV4 - SN3643; ConvF(7.07, 7.07, 7.07); Calibrated: 2013-01-24; Electronics: DAE3 Sn519
Phantom: SAM 1800/1900 MHz; Type: SAM; Serial: TP-1224
Measurement SW: DASY4, V4.7 Build 80; Postprocessing SW: SEMCAD, V1.8 Build 186

Test Date: 2013-05-11; Ambient Temp: 22.2; Tissue Temp: 22.7

1 cm space from Body, Front, W-LAN(802.11b) Ch. 1, Ant Internal

Area Scan (141x161x1): Measurement grid: dx=12mm, dy=12mm
Zoom Scan (7x7x7)/Cube 0: Measurement grid: dx=5mm, dy=5mm, dz=5mm
Power Drift = 0.070 dB
Peak SAR (extrapolated) = 0.393 W/kg
SAR(1 g) = 0.185 mW/g; SAR(10 g) = 0.097 mW/g



DIGITAL EMC CO., LTD

DUT: KYY21; Type: Bar

Communication System: W-LAN; Frequency: 2412 MHz; Duty Cycle: 1:1
Medium parameters used: $f = 2412$ MHz; $\sigma = 1.88$ mho/m; $\epsilon_r = 54.2$; $\rho = 1000$ kg/m³
Phantom section: Flat Section

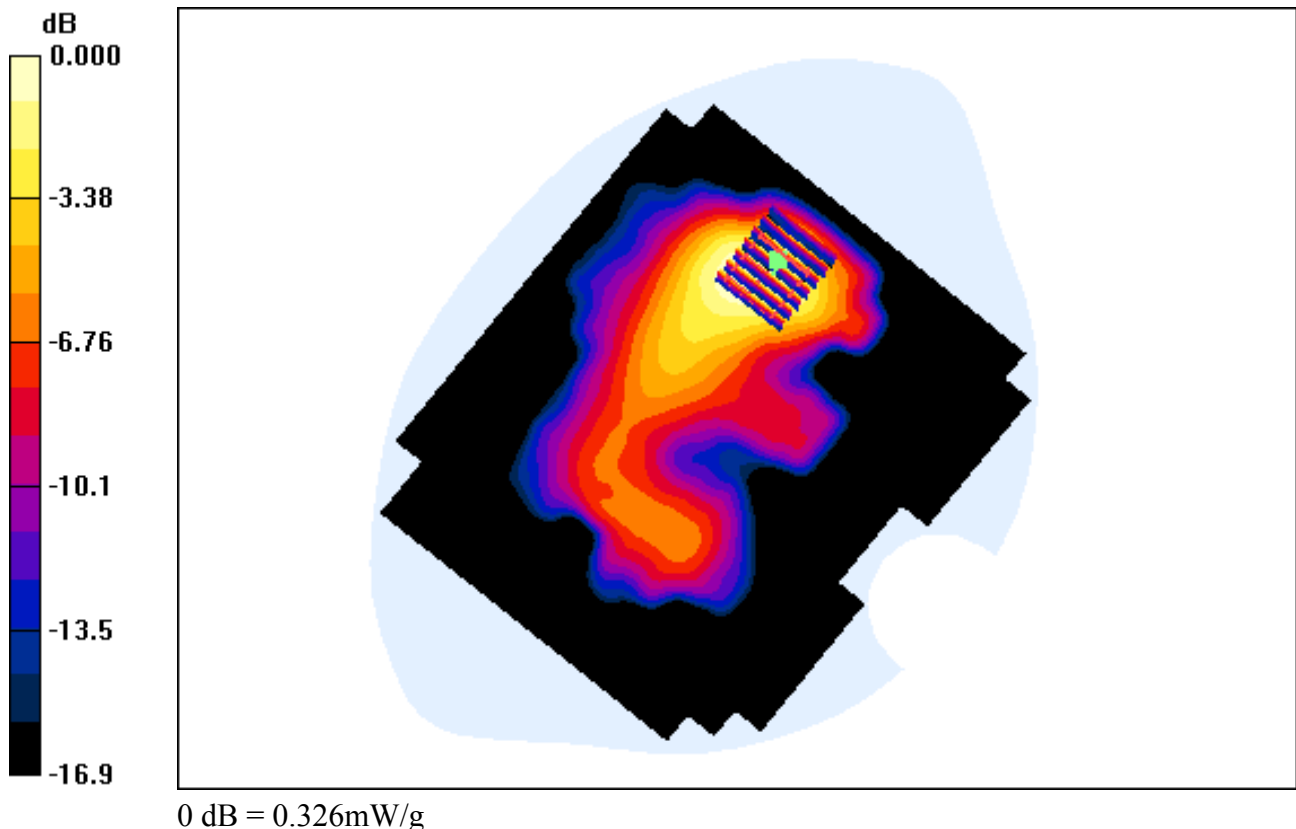
DASY4 Configuration:

Probe: EX3DV4 - SN3643; ConvF(7.07, 7.07, 7.07); Calibrated: 2013-01-24; Electronics: DAE3 Sn519
Phantom: SAM 1800/1900 MHz; Type: SAM; Serial: TP-1224
Measurement SW: DASY4, V4.7 Build 80; Postprocessing SW: SEMCAD, V1.8 Build 186

Test Date: 2013-05-11; Ambient Temp: 22.2; Tissue Temp: 22.7

1 cm space from Body, Rear, W-LAN(802.11b) Ch. 1, Ant Internal

Area Scan (141x161x1): Measurement grid: dx=12mm, dy=12mm
Zoom Scan (7x7x7)/Cube 0: Measurement grid: dx=5mm, dy=5mm, dz=5mm
Power Drift = -0.052 dB
Peak SAR (extrapolated) = 0.517 W/kg
SAR(1 g) = 0.216 mW/g; SAR(10 g) = 0.111 mW/g



DIGITAL EMC CO., LTD

DUT: KYY21; Type: Bar

Communication System: W-LAN; Frequency: 2412 MHz; Duty Cycle: 1:1

Medium parameters used: $f = 2412$ MHz; $\sigma = 1.88$ mho/m; $\epsilon_r = 54.2$; $\rho = 1000$ kg/m³

Phantom section: Flat Section

DASY4 Configuration:

Probe: EX3DV4 - SN3643; ConvF(7.07, 7.07, 7.07); Calibrated: 2013-01-24; Electronics: DAE3 Sn519

Phantom: SAM 1800/1900 MHz; Type: SAM; Serial: TP-1224

Measurement SW: DASY4, V4.7 Build 80; Postprocessing SW: SEMCAD, V1.8 Build 186

Test Date: 2013-05-11; Ambient Temp: 22.2; Tissue Temp: 22.7

1 cm space from Body, Right, W-LAN(802.11b) Ch. 1, Ant Internal

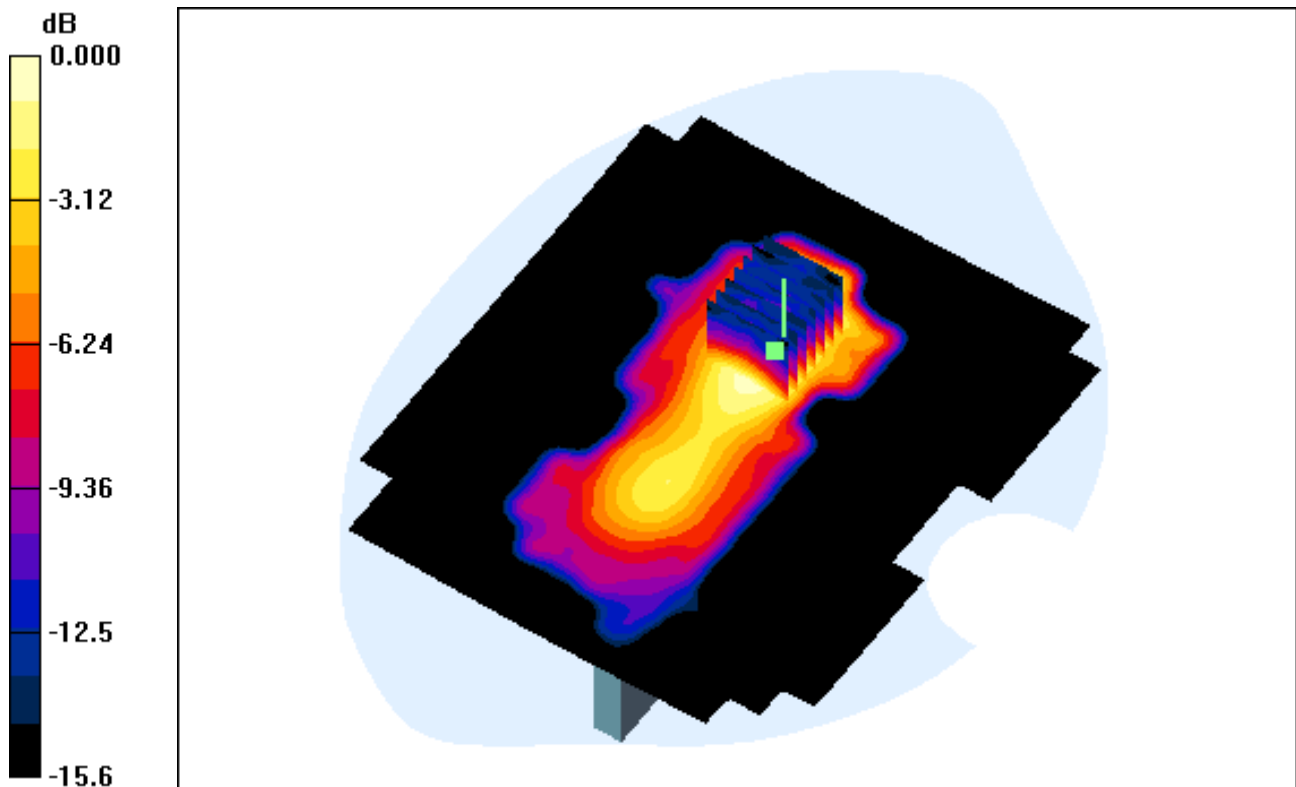
Area Scan (141x161x1): Measurement grid: dx=12mm, dy=12mm

Zoom Scan (7x7x7)/Cube 0: Measurement grid: dx=5mm, dy=5mm, dz=5mm

Power Drift = -0.137 dB

Peak SAR (extrapolated) = 0.487 W/kg

SAR(1 g) = 0.237 mW/g; SAR(10 g) = 0.125 mW/g



0 dB = 0.348mW/g

DIGITAL EMC CO., LTD

DUT: KYY21; Type: Bar

Communication System: W-LAN; Frequency: 2412 MHz; Duty Cycle: 1:1
Medium parameters used: $f = 2412$ MHz; $\sigma = 1.88$ mho/m; $\epsilon_r = 54.2$; $\rho = 1000$ kg/m³
Phantom section: Flat Section

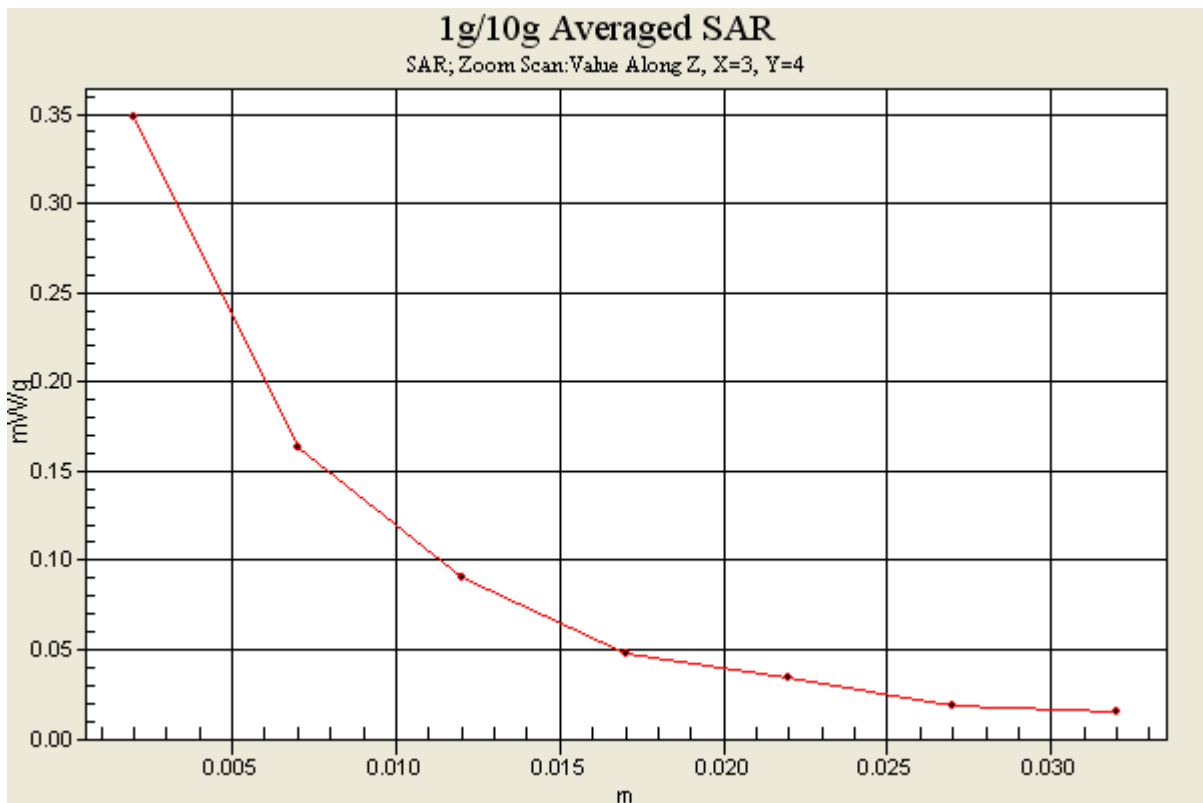
DASY4 Configuration:

Probe: EX3DV4 - SN3643; ConvF(7.07, 7.07, 7.07); Calibrated: 2013-01-24; Electronics: DAE3 Sn519
Phantom: SAM 1800/1900 MHz; Type: SAM; Serial: TP-1224
Measurement SW: DASY4, V4.7 Build 80; Postprocessing SW: SEMCAD, V1.8 Build 186

Test Date: 2013-05-11; Ambient Temp: 22.2; Tissue Temp: 22.7

1 cm space from Body, Right, W-LAN(802.11b) Ch. 1, Ant Internal

Area Scan (141x161x1): Measurement grid: dx=12mm, dy=12mm
Zoom Scan (7x7x7)/Cube 0: Measurement grid: dx=5mm, dy=5mm, dz=5mm
Power Drift = -0.137 dB
Peak SAR (extrapolated) = 0.487 W/kg
SAR(1 g) = 0.237 mW/g; SAR(10 g) = 0.125 mW/g



DIGITAL EMC CO., LTD

DUT: KYY21; Type: Bar

Communication System: W-LAN_5200; Frequency: 5240 MHz; Duty Cycle: 1:1
Medium parameters used: $f = 5240$ MHz; $\sigma = 5.3$ mho/m; $\epsilon_r = 47.6$; $\rho = 1000$ kg/m³
Phantom section: Flat Section

DASY4 Configuration:

Probe: EX3DV4 - SN3643; ConvF(4.27, 4.27, 4.27); Calibrated: 2013-01-24; Electronics: DAE3 Sn519
Phantom: SAM 1800/1900 MHz; Type: SAM; Serial: TP-1224
Measurement SW: DASY4, V4.7 Build 80; Postprocessing SW: SEMCAD, V1.8 Build 186

Test Date: 2013-05-13; Ambient Temp: 22.1; Tissue Temp: 22.6

1 cm space from Body, Rear, W-LAN(802.11a - 5.2 G Band) Ch. 48, Ant Internal

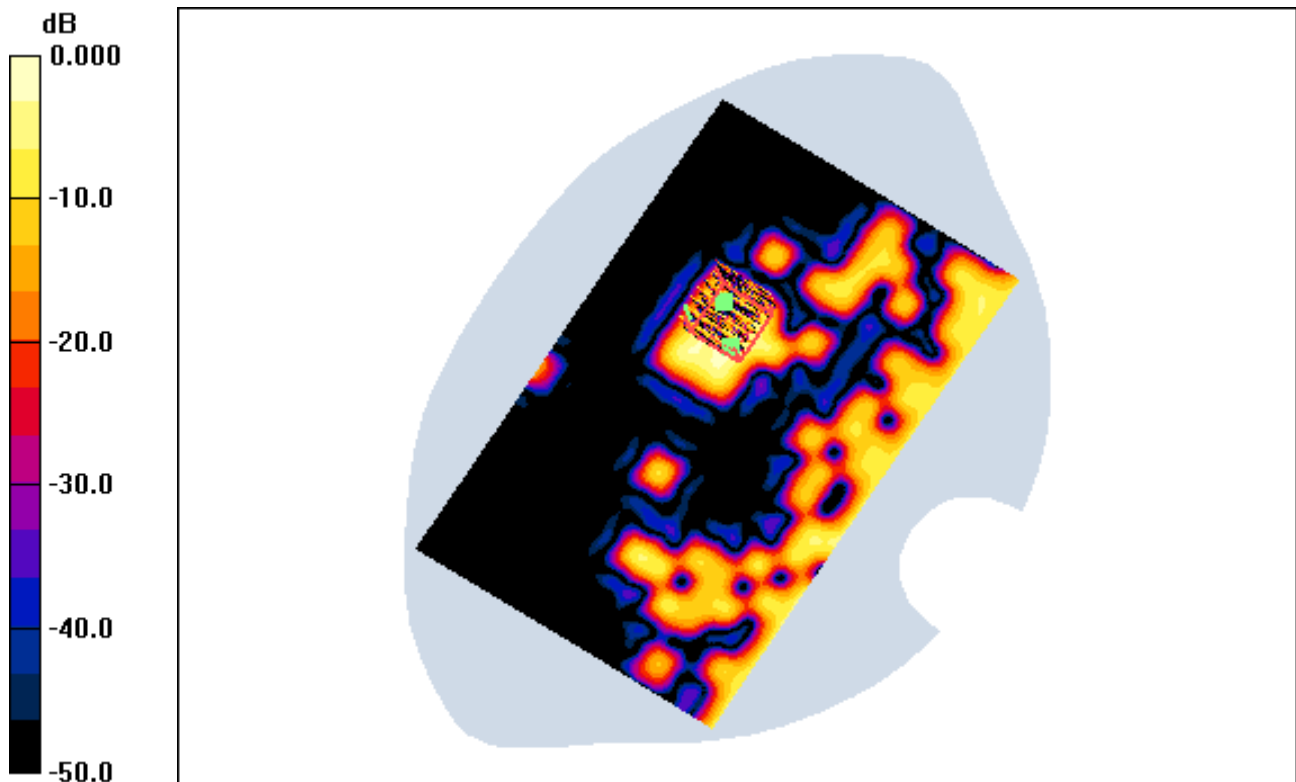
Area Scan (131x201x1): Measurement grid: dx=10mm, dy=10mm

Zoom Scan (7x7x11)/Cube 0: Measurement grid: dx=4mm, dy=4mm, dz=2mm

Power Drift = -0.069 dB

Peak SAR (extrapolated) = 0.392 W/kg

SAR(1 g) = 0.035 mW/g; SAR(10 g) = 0.00693 mW/g



0 dB = 0.161mW/g

DIGITAL EMC CO., LTD

DUT: KYY21; Type: Bar

Communication System: W-LAN_5200; Frequency: 5240 MHz; Duty Cycle: 1:1
Medium parameters used: $f = 5240$ MHz; $\sigma = 5.3$ mho/m; $\epsilon_r = 47.6$; $\rho = 1000$ kg/m³
Phantom section: Flat Section

DASY4 Configuration:

Probe: EX3DV4 - SN3643; ConvF(4.27, 4.27, 4.27); Calibrated: 2013-01-24; Electronics: DAE3 Sn519
Phantom: SAM 1800/1900 MHz; Type: SAM; Serial: TP-1224
Measurement SW: DASY4, V4.7 Build 80; Postprocessing SW: SEMCAD, V1.8 Build 186

Test Date: 2013-05-13; Ambient Temp: 22.1; Tissue Temp: 22.6

1 cm space from Body, Rear, W-LAN(802.11a - 5.2 G Band) Ch. 48, Ant Internal

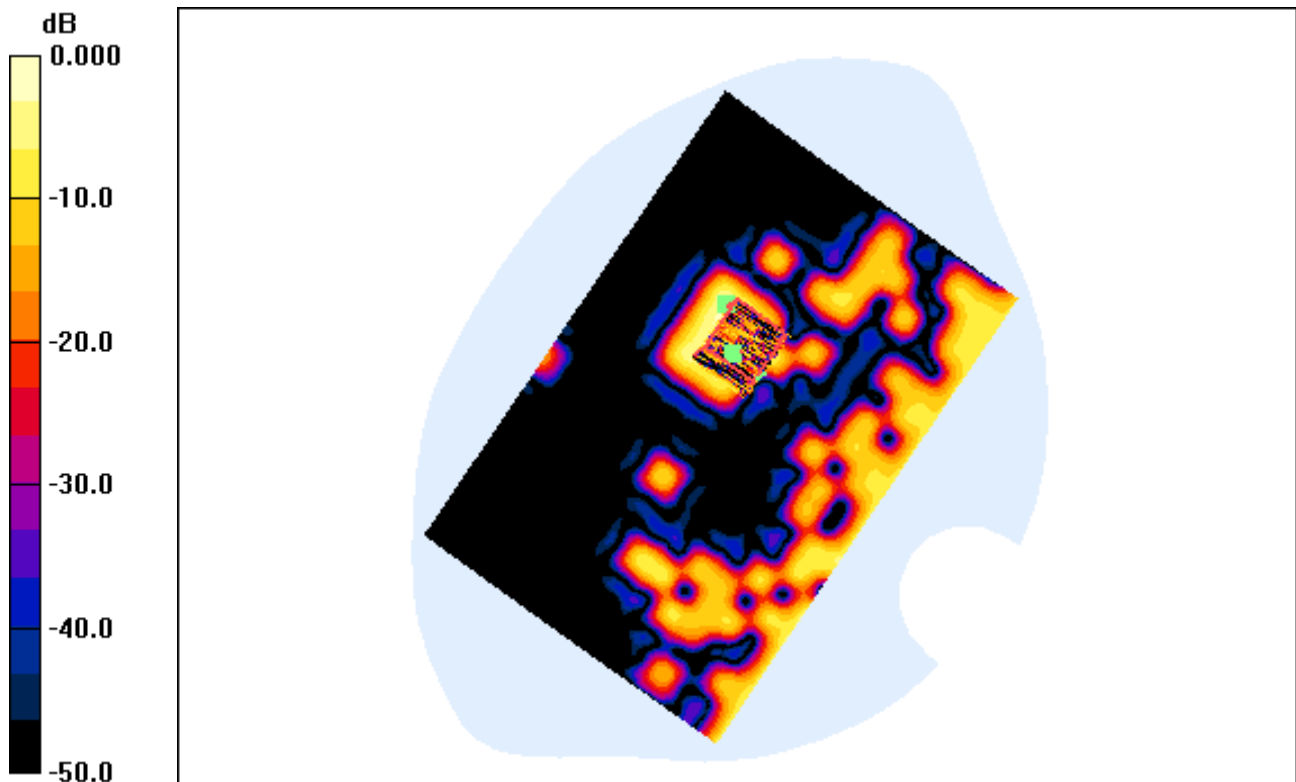
Area Scan (131x201x1): Measurement grid: dx=10mm, dy=10mm

Zoom Scan (7x7x11)/Cube 1: Measurement grid: dx=4mm, dy=4mm, dz=2mm

Power Drift = -0.069 dB

Peak SAR (extrapolated) = 0.515 W/kg

SAR(1 g) = 0.047 mW/g; SAR(10 g) = 0.014 mW/g



0 dB = 0.187mW/g

DIGITAL EMC CO., LTD

DUT: KYY21; Type: Bar

Communication System: W-LAN_5200; Frequency: 5240 MHz; Duty Cycle: 1:1
Medium parameters used: $f = 5240$ MHz; $\sigma = 5.3$ mho/m; $\epsilon_r = 47.6$; $\rho = 1000$ kg/m³
Phantom section: Flat Section

DASY4 Configuration:

Probe: EX3DV4 - SN3643; ConvF(4.27, 4.27, 4.27); Calibrated: 2013-01-24; Electronics: DAE3 Sn519
Phantom: SAM 1800/1900 MHz; Type: SAM; Serial: TP-1224
Measurement SW: DASY4, V4.7 Build 80; Postprocessing SW: SEMCAD, V1.8 Build 186

Test Date: 2013-05-13; Ambient Temp: 22.1; Tissue Temp: 22.6

1 cm space from Body, Rear, W-LAN(802.11a - 5.2 G Band) Ch. 48, Ant Internal

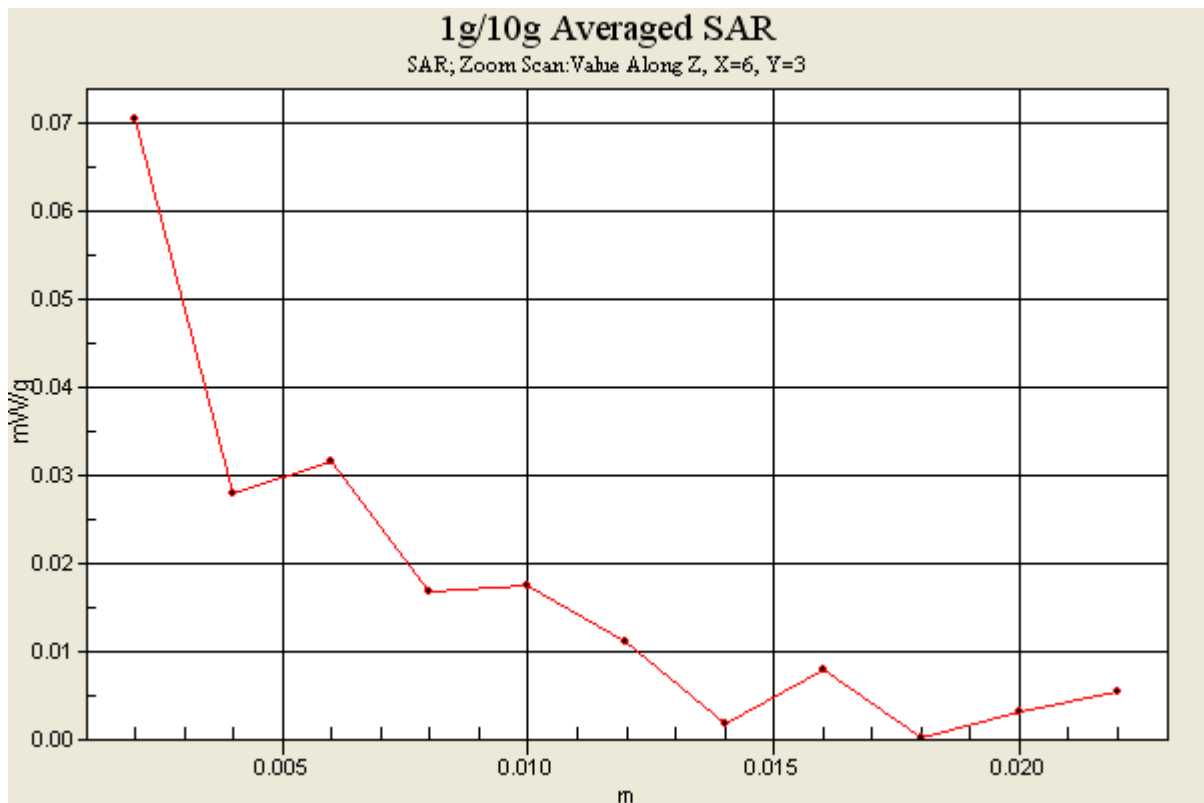
Area Scan (131x201x1): Measurement grid: dx=10mm, dy=10mm

Zoom Scan (7x7x11)/Cube 1: Measurement grid: dx=4mm, dy=4mm, dz=2mm

Power Drift = -0.069 dB

Peak SAR (extrapolated) = 0.515 W/kg

SAR(1 g) = 0.047 mW/g; SAR(10 g) = 0.014 mW/g



DIGITAL EMC CO., LTD

DUT: KYY21; Type: Bar

Communication System: W-LAN_5300; Frequency: 5280 MHz; Duty Cycle: 1:1
Medium parameters used: $f = 5280$ MHz; $\sigma = 5.35$ mho/m; $\epsilon_r = 47.6$; $\rho = 1000$ kg/m³
Phantom section: Flat Section

DASY4 Configuration:

Probe: EX3DV4 - SN3643; ConvF(4.08, 4.08, 4.08); Calibrated: 2013-01-24; Electronics: DAE3 Sn519
Phantom: SAM 1800/1900 MHz; Type: SAM; Serial: TP-1224
Measurement SW: DASY4, V4.7 Build 80; Postprocessing SW: SEMCAD, V1.8 Build 186

Test Date: 2013-05-13; Ambient Temp: 22.1; Tissue Temp: 22.6

1 cm space from Body, Rear, W-LAN(802.11a - 5.3 G Band) Ch. 56, Ant Internal

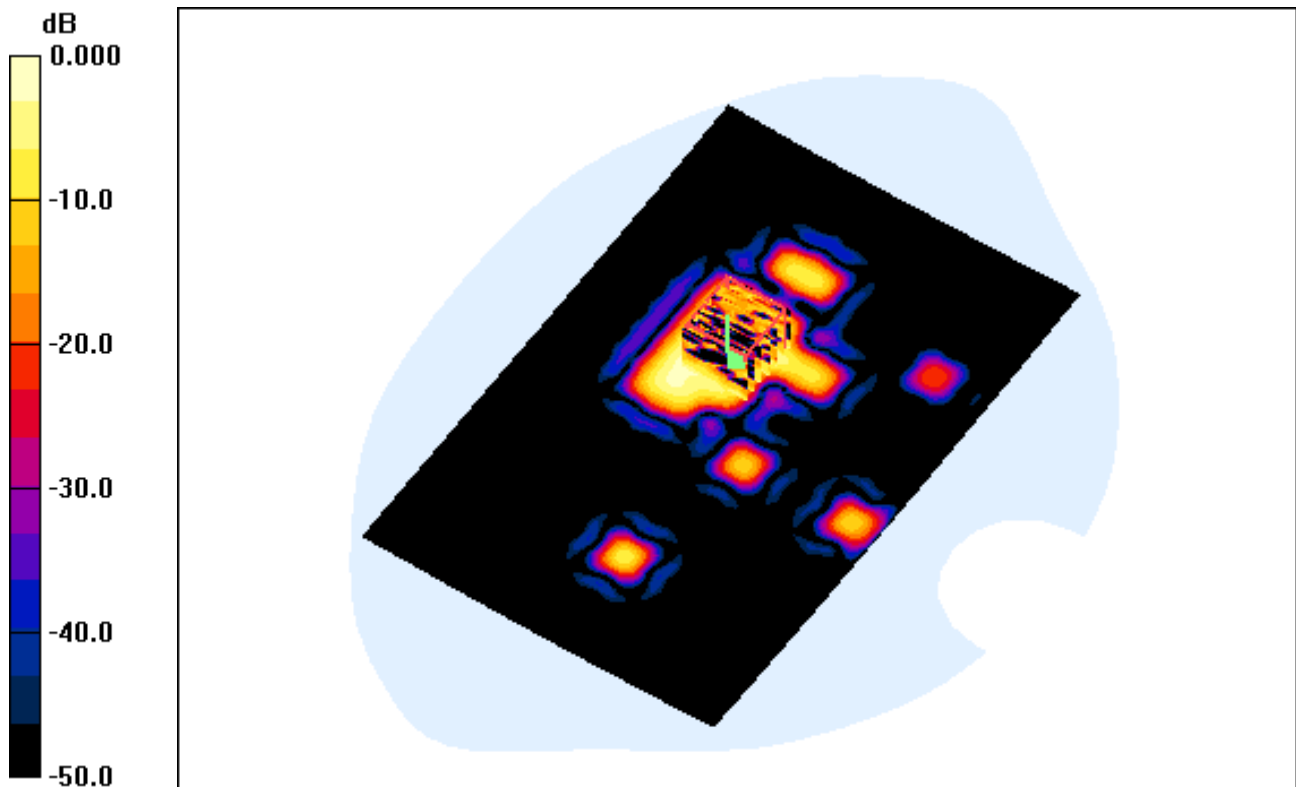
Area Scan (131x201x1): Measurement grid: dx=10mm, dy=10mm

Zoom Scan (7x7x11)/Cube 0: Measurement grid: dx=4mm, dy=4mm, dz=2mm

Power Drift = -0.188 dB

Peak SAR (extrapolated) = 0.436 W/kg

SAR(1 g) = 0.066 mW/g; SAR(10 g) = 0.022 mW/g



0 dB = 0.165mW/g

DIGITAL EMC CO., LTD

DUT: KYY21; Type: Bar

Communication System: W-LAN_5300; Frequency: 5280 MHz; Duty Cycle: 1:1
Medium parameters used: $f = 5280$ MHz; $\sigma = 5.35$ mho/m; $\epsilon_r = 47.6$; $\rho = 1000$ kg/m³
Phantom section: Flat Section

DASY4 Configuration:

Probe: EX3DV4 - SN3643; ConvF(4.08, 4.08, 4.08); Calibrated: 2013-01-24; Electronics: DAE3 Sn519
Phantom: SAM 1800/1900 MHz; Type: SAM; Serial: TP-1224
Measurement SW: DASY4, V4.7 Build 80; Postprocessing SW: SEMCAD, V1.8 Build 186

Test Date: 2013-05-13; Ambient Temp: 22.1; Tissue Temp: 22.6

1 cm space from Body, Rear, W-LAN(802.11a - 5.3 G Band) Ch. 56, Ant Internal

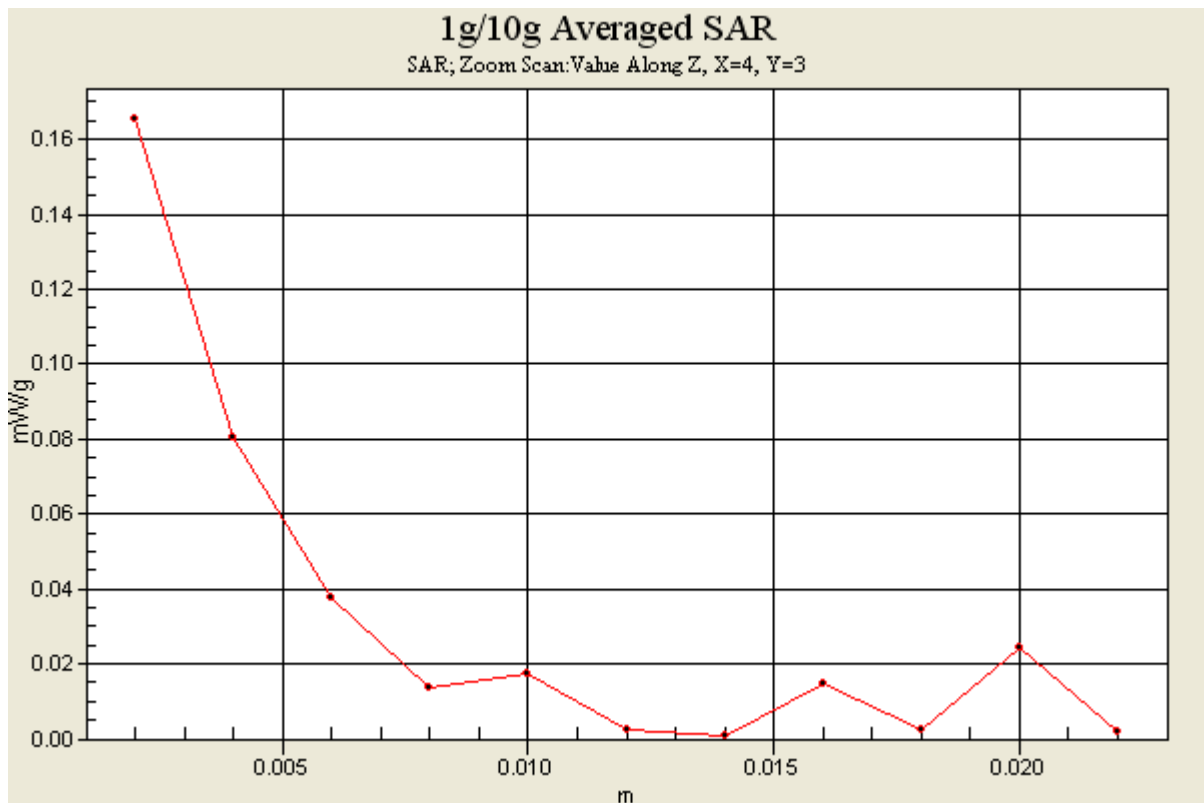
Area Scan (131x201x1): Measurement grid: dx=10mm, dy=10mm

Zoom Scan (7x7x11)/Cube 0: Measurement grid: dx=4mm, dy=4mm, dz=2mm

Power Drift = -0.188 dB

Peak SAR (extrapolated) = 0.436 W/kg

SAR(1 g) = 0.066 mW/g; SAR(10 g) = 0.022 mW/g



DIGITAL EMC CO., LTD

DUT: KYY21; Type: Bar

Communication System: W-LAN_5500; Frequency: 5580 MHz; Duty Cycle: 1:1
Medium parameters used: $f = 5580$ MHz; $\sigma = 5.75$ mho/m; $\epsilon_r = 47$; $\rho = 1000$ kg/m³
Phantom section: Flat Section

DASY4 Configuration:

Probe: EX3DV4 - SN3643; ConvF(3.69, 3.69, 3.69); Calibrated: 2013-01-24; Electronics: DAE3 Sn519
Phantom: SAM 1800/1900 MHz; Type: SAM; Serial: TP-1224
Measurement SW: DASY4, V4.7 Build 80; Postprocessing SW: SEMCAD, V1.8 Build 186

Test Date: 2013-05-13; Ambient Temp: 22.1; Tissue Temp: 22.6

1 cm space from Body, Rear, W-LAN(802.11a - 5.5 G Band) Ch. 116, Ant Internal

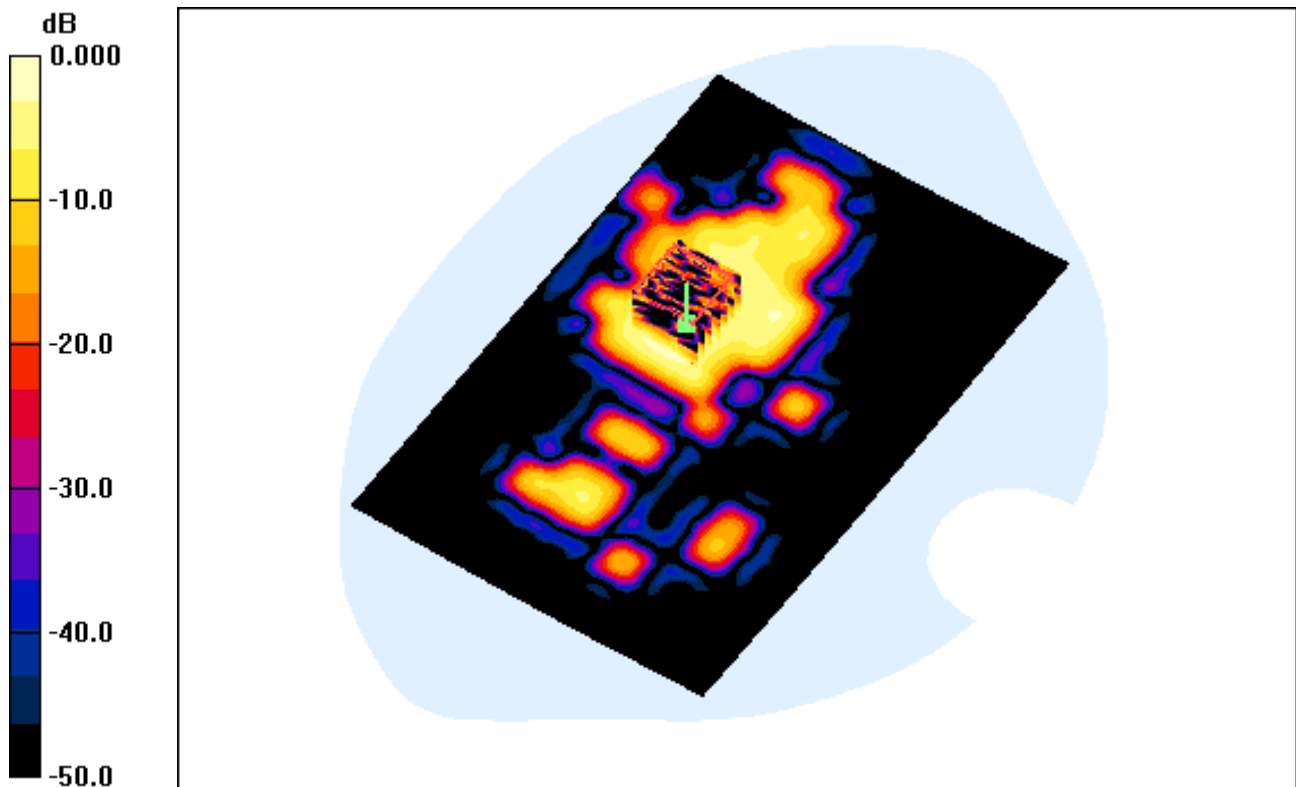
Area Scan (131x201x1): Measurement grid: dx=10mm, dy=10mm

Zoom Scan (7x7x11)/Cube 0: Measurement grid: dx=4mm, dy=4mm, dz=2mm

Power Drift = 0.172 dB

Peak SAR (extrapolated) = 0.454 W/kg

SAR(1 g) = 0.122 mW/g; SAR(10 g) = 0.030 mW/g



0 dB = 0.294mW/g

DIGITAL EMC CO., LTD

DUT: KYY21; Type: Bar

Communication System: W-LAN_5500; Frequency: 5580 MHz; Duty Cycle: 1:1
Medium parameters used: $f = 5580$ MHz; $\sigma = 5.75$ mho/m; $\epsilon_r = 47$; $\rho = 1000$ kg/m³
Phantom section: Flat Section

DASY4 Configuration:

Probe: EX3DV4 - SN3643; ConvF(3.69, 3.69, 3.69); Calibrated: 2013-01-24; Electronics: DAE3 Sn519
Phantom: SAM 1800/1900 MHz; Type: SAM; Serial: TP-1224
Measurement SW: DASY4, V4.7 Build 80; Postprocessing SW: SEMCAD, V1.8 Build 186

Test Date: 2013-05-13; Ambient Temp: 22.1; Tissue Temp: 22.6

1 cm space from Body, Rear, W-LAN(802.11a - 5.5 G Band) Ch. 116, Ant Internal

Area Scan (131x201x1): Measurement grid: dx=10mm, dy=10mm
Zoom Scan (7x7x11)/Cube 0: Measurement grid: dx=4mm, dy=4mm, dz=2mm
Power Drift = 0.172 dB
Peak SAR (extrapolated) = 0.454 W/kg
SAR(1 g) = 0.122 mW/g; SAR(10 g) = 0.030 mW/g

