

Radiated Emission for below 30MHz




Radiated Emission for 30MHz to 300MHz



Radiated Emission for 300MHz to 1GHz




Radiated Emission for above 1GHz



X-axis



Y-axis




Z-axis



Note: X-axis generates the maximum emission at Bluetooth, 5GHz WLAN, GSM1900 and WCDMA Band II, LTE Band 17.

Z-axis generates the maximum emission at NFC, GSM850 and WCDMA Band V.

Antenna port Conducted Test



AC Power Line Conducted Emission

