

**Radiated Emission for below 30MHz**




**Radiated Emission for 30MHz to 300MHz**



**Radiated Emission for 300MHz to 1GHz**



**Radiated Emission for above 1GHz**



**X-axis**



**Y-axis**



**Z-axis**



**Note:**



X-axis generates the maximum emission at Bluetooth, 2.4GHz WLAN, GSM1900 and LTE Band17.

Y-axis generates the maximum emission at WCDMA Band V and NFC.

Z-axis generates the maximum emission at GSM850 and LTE Band V.



**Antenna port Conducted Test**



**AC Power Line Conducted Emission**

