


Radiated Emission for below 30MHz




Radiated Emission for 30MHz to 300MHz



Radiated Emission for 300MHz to 1GHz



Radiated Emission for above 1GHz



X-axis



Y-axis



Z-axis





Note:

X-axis generates the maximum emission at Bluetooth, 2.4GHz WLAN, GSM1900, WCDMA Band II and LTE Band17.

Y-axis generates the maximum emission at WCDMA Band V, 5GHz WLAN and NFC.

Z-axis generates the maximum emission at GSM850 and LTE Band V.

Antenna port Conducted Test



AC Power Line Conducted Emission

