

Radiated Emission for 30MHz to 300MHz




Radiated Emission for 300MHz to 1GHz




Radiated Emission for above 1GHz




X-axis



Y-axis



Z-axis



Note:

Y-axis generates the maximum emission at WCDMA Band II, LTE Band II, WCDMA Band V, LTE Band V and LTE Band X III.

Z-axis generates the maximum emission at WCDMA Band IV and LTE Band IV.

Antenna port Conducted Test

