

APPENDIX 1 : Photographs of test setup

1. Photograph of EUT

Top



Wireless LAN
Antenna

Right Side



Rear



Front



Left Side



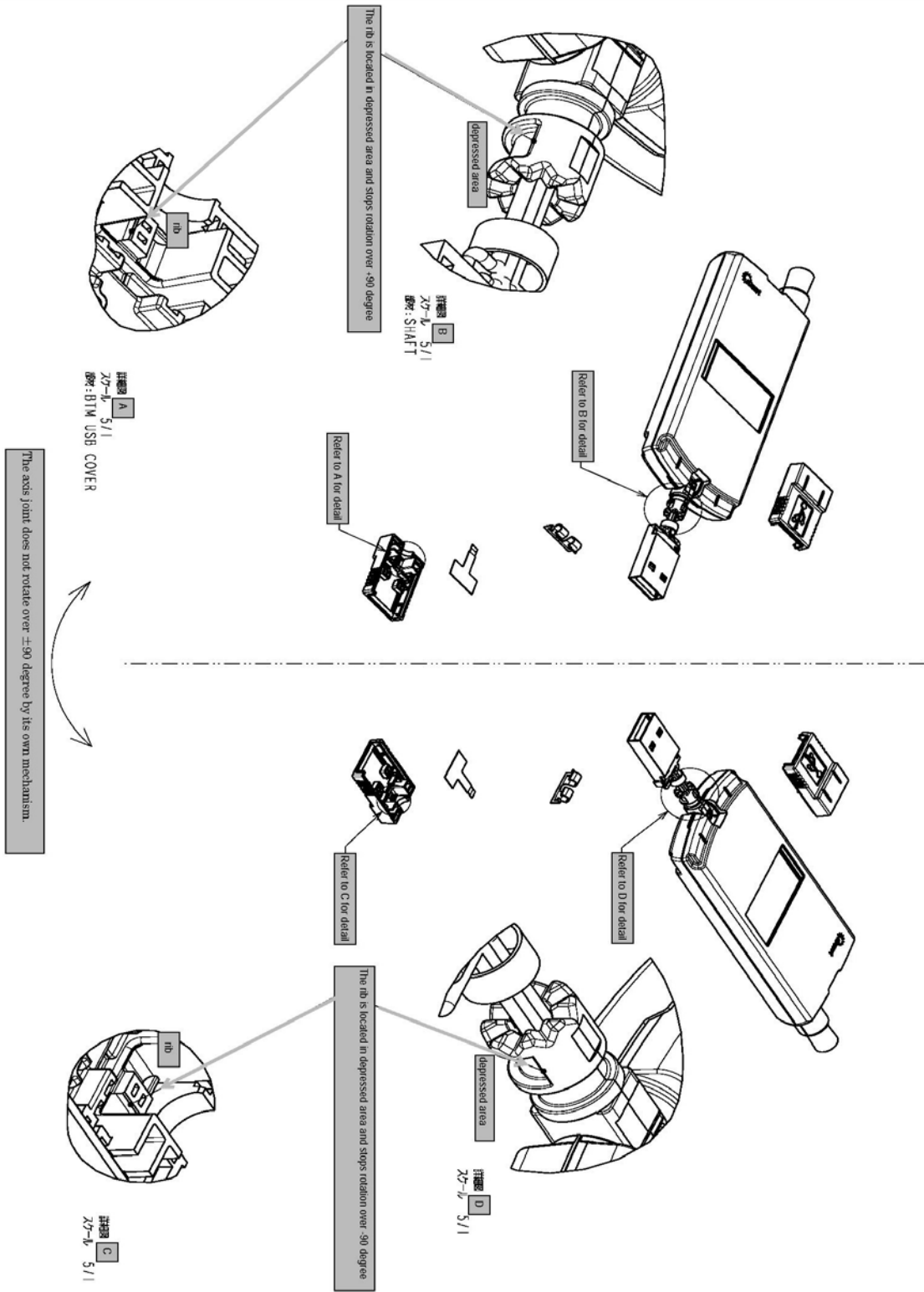
Swivel information of EUT

iBurst User Terminal USB type have two-axis joint.

These joints will allow the iBurst User Terminal USB type to rotate and swing up to ± 90 degree.



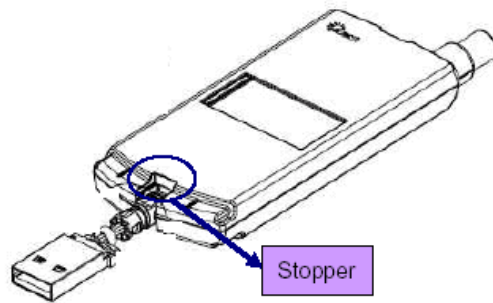
The axis joint inside the USB connector does not rotate over ± 90 degree by its own mechanism. Please refer next page for detail of mechanism




Appendix A



The axis joint inside the main body does not swing over ± 90 degree by its own mechanism as below.



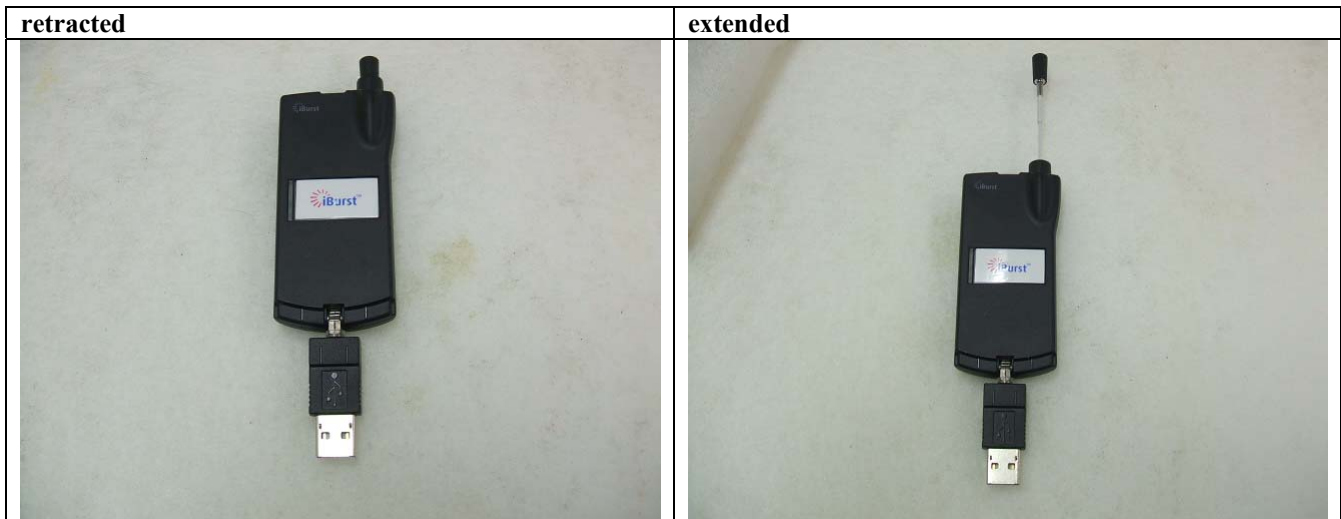
The main body has the stopper on both sides and stops swing over ± 90 degrees.



2. Photograph of EUT inserted to the PC



3. Antenna (retracted / extended)



4. Information of host device

Type of Equipment	Personal Computer
Model No	FMV-780MT5
Serial No.	R440146
Position of USB Port	
Distance between PC bottom and EUT	≤ 0.5cm

5. Photograph of test setup (Insert to the PC)

(1) Rear (extended)



(2) Rear (retracted)

