


# Appendix D


## Photographs

1. SAR measurement System
2. Photographs of Tissue Simulate Liquid
3. Photographs of EUT test position
4. EUT Constructional Details




## 1. SAR measurement System



## 2. Photographs of Tissue Simulate Liquid

Photo 1: Tissue Simulant Liquid for Body 2450	Photo 2: Tissue Simulant Liquid for Body 5G
	

### 3. Photographs of EUT test position

<p><b>Photo 3: Back side 0mm</b></p>	<p><b>Photo 4: Right side 0mm</b></p>
	
<p><b>Photo 5: Bottom side 0mm</b></p>	<p><b>N/A</b></p>
	<p><b>N/A</b></p>

#### 4. EUT Constructional Details

