



**Radiated Emission**


**9kHz to 30MHz**




**30MHz to 200MHz**




200MHz to 1GHz



Above 1GHz



**X-axis**



**Y-axis**



**Z-axis**





**Note:**

X-axis, generates the maximum emission at LTE Band V, WCDMA Band IV and LTE Band IV.

Y-axis, generates the maximum emission at GSM1900

Z-axis, generates the maximum emission at NFC, GSM850, WCDMA Band II, LTE Band II, WCDMA Band V, LTE Band XII, Bluetooth, LE, 2.4GHz WLAN and 5GHz.

**AC Power Line Conducted Emission**



**FCC Part 15 Subpart E – DFS Setup**

