

SAR Test Setup Photographs


- Head SAR Test Photo
- Body SAR Test Photo

■ Test Setup Photo (Liquid depth)



Note: The liquid depth is maintained at a minimum depth of 15 cm to minimize reflections from the upper surface.

■ Test Setup Photo (Head SAR Test Photo)



■ Test Setup Photo




■ Test Setup Photo (Non-camera)




■ Test Setup Photo (Head SAR Test Photo)




■ Test Setup Photo





■ Test Setup Photo (Non-camera)




■ Test Setup Photo (Body SAR Test Photo)



■ Test Setup Photo (Top_10 mm)





■ Test Setup Photo (Bottom_10 mm)



■ Test Setup Photo (Front_10 mm)



■ Test Setup Photo (Rear_10 mm)



■ Test Setup Photo (Rear_10 mm) (Non-camera)

