



Radiated Emission

9kHz to 30MHz




30MHz to 200MHz




KYOCERA Corporation
FCC ID: JOYEB1084


200MHz to 1GHz



Above 1GHz




X-axis



Y-axis



Z-axis




Note:

X-axis, generates the maximum emission at GSM1900, WCDMA Band II, IV, 2.4GHz WLAN and 5GHz WLAN.



Y-axis, generates the maximum emission at NFC.

Z-axis, generates the maximum emission at LTE Band II, IV, Bluetooth and BTLE.

NFC



AC Power Line Conducted Emission



FCC Part 15 Subpart E – DFS Setup

