


# JPD-TR-21139-0Annex

## Configuration Photographs


### Conducted emission at mains port

Conducted emission at mains port	MP4 + USB Read with PC mode
The photographs show maximized emission configuration.	



### Radiated emission (below 1 GHz)

Radiated emission (below 1 GHz)	In Camera with ADP mode
The photographs show maximized emission configuration.	




**Radiated emission (below 1 GHz)**

Radiated emission (below 1 GHz)	Out Camera with ADP mode
The photographs show maximized emission configuration.	

**Radiated emission (below 1 GHz)**



Radiated emission (below 1 GHz)	MP4 with Earphone mode
The photographs show maximized emission configuration.	







**Radiated emission (below 1 GHz)**

Radiated emission (below 1 GHz)	MP4 + USB Read with PC mode
The photographs show maximized emission configuration.	



**Radiated emission (above 1 GHz)**

Radiated emission (above 1 GHz)	In Camera with ADP mode
The photographs show maximized emission configuration.	





**Radiated emission (above 1 GHz)**

Radiated emission (above 1 GHz)	Out Camera with ADP mode
The photographs show maximized emission configuration.	

**Radiated emission (above 1 GHz)**

Radiated emission (above 1 GHz)	MP4 with Earphone mode
The photographs show maximized emission configuration.	



**Radiated emission (above 1 GHz)**

Radiated emission (above 1 GHz)	MP4 + USB Read with PC mode
The photographs show maximized emission configuration.	

