


JPD-TR-20200-0Annex

Configuration Photographs

Conducted emission at mains port

Conducted emission at mains port	MP4 (No earphone) USB Read with PC mode
The photographs show maximized emission configuration.	



Radiated emission (below 1 GHz)

Radiated emission (below 1 GHz)	In Camera with ADP mode
The photographs show maximized emission configuration.	




Radiated emission (below 1 GHz)

Radiated emission (below 1 GHz)	Out Camera with ADP mode
The photographs show maximized emission configuration.	



Radiated emission (below 1 GHz)

Radiated emission (below 1 GHz)	Wide Camera with ADP mode
The photographs show maximized emission configuration.	




Radiated emission (below 1 GHz)

Radiated emission (below 1 GHz)	MP4 with Earphone mode
The photographs show maximized emission configuration.	




Radiated emission (below 1 GHz)

Radiated emission (below 1 GHz)	MP4 (No earphone) USB Read with PC mode
The photographs show maximized emission configuration.	




Radiated emission (above 1 GHz)

Radiated emission (above 1 GHz)	In Camera with ADP mode
The photographs show maximized emission configuration.	




Radiated emission (above 1 GHz)

Radiated emission (above 1 GHz)	Out Camera with ADP mode
The photographs show maximized emission configuration.	




Radiated emission (above 1 GHz)

Radiated emission (above 1 GHz)	Wide Camera with ADP mode
The photographs show maximized emission configuration.	



Radiated emission (above 1 GHz)

Radiated emission (above 1 GHz)	MP4 with Earphone mode
The photographs show maximized emission configuration.	



Radiated emission (above 1 GHz)

Radiated emission (above 1 GHz)	MP4 (No earphone) USB Read with PC mode
The photographs show maximized emission configuration.	

