

**Radiated Emission**


**Below 30MHz**




**30MHz to 300MHz**



**300MHz to 1GHz**



**Above 1GHz – FCC Part 15 Subpart C and E**



**Above 1GHz – Other than the FCC Part 15 Subpart C and E**



**X-axis**



**Y-axis**



**Z-axis**





**Note:**

X-axis generates the maximum emission at FCC Part 22 Subpart H, FCC Part 24 Subpart E, FCC Part 27 Subpart C, H, 2.4GHz WLAN, Bluetooth, BTLE and 5GHz WLAN.

Z-axis generates the maximum emission at RFID.

**Antenna port Conducted Test**





**AC Power Line Conducted Emission**

