



Radiated Emission

Below 30MHz




30MHz to 300MHz




300MHz to 1GHz



Above 1GHz – FCC Part 15 Subpart C and E



Above 1GHz – Other than the FCC Part 15 Subpart C and E




KYOCERA Corporation
FCC ID: JOYDB05


X-axis



Y-axis



Z-axis





Note:

X-axis generates the maximum emission at GSM1900, WCDMA Band II, WCDMA Band IV, LTE Band II, LTE Band IV and 5GHz WLAN.

Z-axis generates the maximum emission at 2.4GHz WLAN, Bluetooth, BTLE and NFC.

Antenna port Conducted Test



AC Power Line Conducted Emission

