



Radiated Emission for below 30MHz




Radiated Emission for 30MHz to 300MHz



Radiated Emission for 300MHz to 1GHz



Radiated Emission for above 1GHz



X-axis



Y-axis



Z-axis





Note:

X-axis generates the maximum emission at Bluetooth EDR, GSM1900 and LTE Band17.

Y-axis generates the maximum emission at NFC.

Z-axis generates the maximum emission at Bluetooth LE, 2.4GHz WLAN, GSM850 and LTE Band V.

Antenna port Conducted Test



AC Power Line Conducted Emission

