


logitech
M340

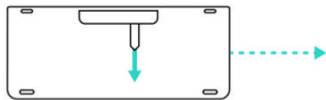
Box Content (create as per all Logitech combos – illustrations only)

- Keyboard
- 2 AAA batteries (pre-installed)
- Mouse
- 1 AA battery (pre-installed)
- USB receiver outside the keyboard
- User documentation



Combo Setup (create as per Logitech combos - illustrations only)

1.



(Create as per Geneva)

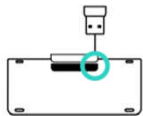
Remove Pull tab from keyboard and mouse



Pull-tab



Please communicate user to pull towards south side of device



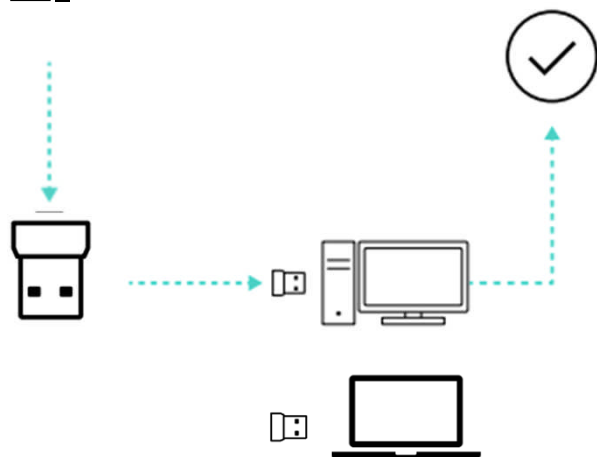
Include lower image that will show how to remove battery door (battery cage and dongle storage found inside).



Show that if that forehead is slid upwards a dongle and battery compartment will be found inside

Combo Setup (create as per Logitech combos - illustrations only)

2.



Wireless 2.4 GHz connectivity
Non-Unifying receiver
Include Desktop and Laptop

Please show the "Check" icon to show the combo is connected and ready to use.