

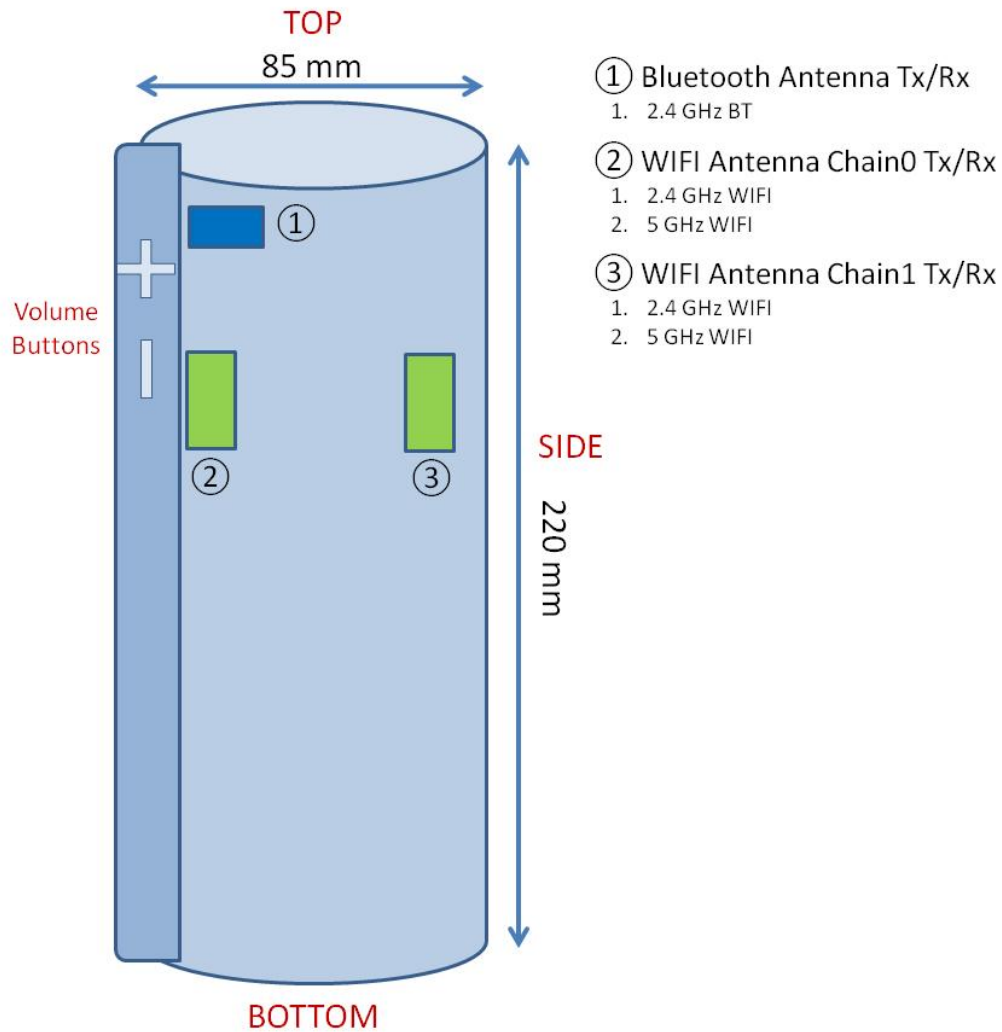




## APPENDIX F: DUT ANTENNA DIAGRAM & SAR TEST SETUP PHOTOGRAPHS

<b>FCC ID:</b> JNZS00157		<b>SAR EVALUATION REPORT</b>		<b>Approved by:</b> Quality Manager
<b>Test Dates:</b> 07/17/17 - 07/19/17	<b>DUT Type:</b> Portable Speaker	APPENDIX F: Page 1 of 8		



Note: Exact antenna dimensions and separation distances are shown in the Technical Descriptions in the FCC Filing.

**Figure F-1**  
**DUT Antenna Locations**



<b>FCC ID:</b> JNZS00157		<b>SAR EVALUATION REPORT</b>		<b>Approved by:</b> Quality Manager
<b>Test Dates:</b> 07/17/17 - 07/19/17	<b>DUT Type:</b> Portable Speaker	APPENDIX F: Page 2 of 8		



**Test Setup Photo 1: Side at 1.0 cm (2.4 GHz WLAN Chain0)**



**Test Setup Photo 2: Side at 0.0 cm (2.4 GHz WLAN Chain0)**



<b>FCC ID:</b> JNZS00157		<b>SAR EVALUATION REPORT</b>		<b>Approved by:</b> Quality Manager
<b>Test Dates:</b> 07/17/17 - 07/19/17	<b>DUT Type:</b> Portable Speaker			<b>APPENDIX F:</b> Page 3 of 8



**Test Setup Photo 3: Side at 1.0 cm (2.4 GHz WLAN Chain1)**



**Test Setup Photo 4: Side at 0.0 cm (2.4 GHz WLAN Chain1)**



<b>FCC ID:</b> JNZS00157		<b>SAR EVALUATION REPORT</b>		<b>Approved by:</b> Quality Manager
<b>Test Dates:</b> 07/17/17 - 07/19/17	<b>DUT Type:</b> Portable Speaker			<b>APPENDIX F:</b> Page 4 of 8



**Test Setup Photo 5: Side at 1.0 cm (5 GHz WLAN Chain0)**



**Test Setup Photo 6: Side at 0.0 cm (5 GHz WLAN Chain0)**

<b>FCC ID:</b> JNZS00157		<b>SAR EVALUATION REPORT</b>		<b>Approved by:</b> Quality Manager
<b>Test Dates:</b> 07/17/17 - 07/19/17	<b>DUT Type:</b> Portable Speaker			<b>APPENDIX F:</b> Page 5 of 8







**Test Setup Photo 7: Side at 1.0 cm (5 GHz WLAN Chain1)**



**Test Setup Photo 8: Side at 0.0 cm (5 GHz WLAN Chain1)**



<b>FCC ID:</b> JNZS00157		<b>SAR EVALUATION REPORT</b>		<b>Approved by:</b> Quality Manager
<b>Test Dates:</b> 07/17/17 - 07/19/17	<b>DUT Type:</b> Portable Speaker			<b>APPENDIX F:</b> Page 6 of 8




Test Setup Photo 9: Side at 1.0 cm (Bluetooth)




Test Setup Photo 10: Side at 0.0 cm (Bluetooth)



<b>FCC ID:</b> JNZS00157		<b>SAR EVALUATION REPORT</b>		<b>Approved by:</b> Quality Manager
<b>Test Dates:</b> 07/17/17 - 07/19/17	<b>DUT Type:</b> Portable Speaker			<b>APPENDIX F:</b> Page 7 of 8



Test Setup Photo 11: Top at 1.0 cm



Test Setup Photo 12: Top at 0.0 cm

FCC ID: JNZS00157		SAR EVALUATION REPORT		Approved by: Quality Manager
Test Dates: 07/17/17 - 07/19/17	DUT Type: Portable Speaker			APPENDIX F: Page 8 of 8